

May 15, 2025

Kien Le, Office Chief  
California Department of Transportation  
Division of Financial Programming, MS 82  
Office of Federal Programming and Data Management  
P.O. Box 942873  
Sacramento, CA 94273-0001

ATTN: Vaik Renga

Dear Mr. Le:

This letter serves as notification to Caltrans, the Federal Highway Administration (FHWA), and Federal Transit Administration (FTA) of Formal Amendment No. 7 to SBCAG's 2025 FTIP. The SBCAG Board of Directors approved Formal Amendment No. 7 to the 2025 FTIP at their May 15<sup>th</sup> Board meeting. The amendment was presented to the public per guidelines established in SBCAG's adopted Public Participation Plan. The amendment makes the following change described below, which are consistent with the Regional Transportation Plan and requirements in 23 CFR 450:

**Formal Amendment No. 7 to the 2025 FTIP will program the following changes:**

- **SBMTD Transit Bus Replacement (MPO ID MTD15):** This amendment will add this project to purchase 21 buses and chargers. The total project cost is \$17.7 million.
- **Clean Air Express Bus Service Operating Support (MPO ID: SBCAG38):** This is a new project for operating assistance for the Clean Air Express. The total project cost is \$1.8 million.
- **Clean Air Express Bus Replacement Purchase (MPO ID: SBCAG39):** This is a new project for a bus replacement for the Clean Air Express. The total project cost is \$10.5 million.

Project details are reflected in **Attachment B**.

The 2025 FTIP remains financially constrained, meets air quality conformity, and does not interfere with the timely implementation of Transportation Control Measures contained in the State Implementation Plan.

If you have any further questions regarding this amendment, please contact Jaquelin Mata of my staff at (email: [Jmata@sbcag.org](mailto:Jmata@sbcag.org)).

Sincerely,



Marjie Kirn  
Executive Director

**ATTACHMENTS:**

- A. Summary of Changes
- B. California Transportation Improvement Program System (CTIPS) Report Amendment 7
- C. Formal Amendment No.5 Resolution 25-17
- D. Financial Summary Tables
- E. MPO Fund type Report with Fund Category

ATTACHMENT A

Summary of Changes  
SBCAG 2025 Formal Amendment No. 7

| No. of Project | NEW or EXISTING | PROJECT ID | PROJECT TITLE                                   | DESCRIPTION OF CHANGE      | COST BEFORE | COST REVISED | COST DIFFERENCE | % CHANGE | COMMENTS |
|----------------|-----------------|------------|---|----------------------------|-------------|--------------|-----------------|----------|----------|
| 1              | NEW             | MTD15      | SBMTD Transit Bus Replacement                   | New project with FTA funds | \$0         | \$17,697,419 | \$17,697,419    | N/A      |          |
| 2              | NEW             | SBCAG38    | Clean Air Express Bus Service Operating Support | New project with FTA funds | \$0         | \$1,804,237  | \$1,804,237     | N/A      |          |
| 3              | NEW             | SBCAG39    | Clean Air Express Bus Replacement Purchase      | New project with FTA funds | \$0         | \$10,475,037 | \$10,475,037    | N/A      |          |

**Santa Barbara County Association of Governments - Federal Transportation Improvement Program  
(Dollars in Thousands)  
Transit System**

|                                 |        |     |                            |   |   |
|---------------------------------|--------|-----|----------------------------|---|---|
| DIST:<br>05                     | PPNO:  | EA: | CTIPS ID:<br>208-0000-0489 | TITLE (DESCRIPTION):<br>SBMTD Transit Bus Replacement (Purchase of 21 replacement 40-ft. buses and associated chargers and workforce development in the form of mechanic technical training.<br>RTP ID: MTD-PL-404<br>Total Project Cost =\$17,697,419) | MPO Aprv:<br>State Aprv:<br>Federal Aprv:   |
| CT PROJECT ID:                  |        |     | MPO ID.:<br>MTD15          |   | EPA TABLE II or III EXEMPT CATEGORY<br>Null |
| COUNTY:<br>Santa Barbara County | ROUTE: |     | PM:                        |   |   |

IMPLEMENTING AGENCY: Santa Barbara Metropolitan Transit District  
PROJECT MANAGER: Steve Maas

PHONE:

EMAIL: smaas@sbmtd.gov

**PROJECT VERSION HISTORY (Printed Version is Shaded)***Dollars in Thousands - Total For Project*

| Version | Status | Date       | Updated By | Change Reason           | Amend No. | Prog Con | Prog RW | PE |
|---------|--------|------------|------------|-------------------------|-----------|----------|---------|----|
| 1       | Active | 04/23/2025 | JMATA      | Amendment - New Project | 7         | 17,697   |         |    |

|  |        |              |              |              |              |              |              |              |               |              |
|--|--------|--------------|--------------|--------------|--------------|--------------|--------------|--------------|---------------|--------------|
| * FTA Funds -  |        | <u>PRIOR</u> | <u>24-25</u> | <u>25-26</u> | <u>26-27</u> | <u>27-28</u> | <u>28-29</u> | <u>29-30</u> | <u>BEYOND</u> | <u>TOTAL</u> |
| * Fund Source 1 of 5                                   | PE     |              |              |              |              |              |              |              |               |              |
|  | RW     |              |              |              |              |              |              |              |               |              |
| * Fund Type: Bus and Bus Facilities Program - FTA 5339 | CON    |              | 12,813       |              |              |              |              |              |               | 12,813       |
| * Funding Agency:                                      | Total: |              | 12,813       |              |              |              |              |              |               | 12,813       |

|  |        |              |              |              |              |              |              |              |               |              |
|--|--------|--------------|--------------|--------------|--------------|--------------|--------------|--------------|---------------|--------------|
| * Other State -  |        | <u>PRIOR</u> | <u>24-25</u> | <u>25-26</u> | <u>26-27</u> | <u>27-28</u> | <u>28-29</u> | <u>29-30</u> | <u>BEYOND</u> | <u>TOTAL</u> |
| * Fund Source 2 of 5   | PE     |              |              |              |              |              |              |              |               |              |
|  | RW     |              |              |              |              |              |              |              |               |              |
| * Fund Type: California Heavy Duty Voucher Incentive Project (H) | CON    |              | 900          |              |              |              |              |              |               | 900          |
| * Funding Agency:  | Total: |              | 900          |              |              |              |              |              |               | 900          |

|  |        |              |              |              |              |              |              |              |               |              |
|--|--------|--------------|--------------|--------------|--------------|--------------|--------------|--------------|---------------|--------------|
| * Other State -  |        | <u>PRIOR</u> | <u>24-25</u> | <u>25-26</u> | <u>26-27</u> | <u>27-28</u> | <u>28-29</u> | <u>29-30</u> | <u>BEYOND</u> | <u>TOTAL</u> |
| * Fund Source 3 of 5                                       | PE     |              |              |              |              |              |              |              |               |              |
|  | RW     |              |              |              |              |              |              |              |               |              |
| * Fund Type: Low Carbon Transit Operations Program (LCTOP) | CON    |              | 253          |              |              |              |              |              |               | 253          |
| * Funding Agency:  | Total: |              | 253          |              |              |              |              |              |               | 253          |

|   |        |              |              |              |              |              |              |              |               |              |
|---|--------|--------------|--------------|--------------|--------------|--------------|--------------|--------------|---------------|--------------|
| * State SB1 -   |        | <u>PRIOR</u> | <u>24-25</u> | <u>25-26</u> | <u>26-27</u> | <u>27-28</u> | <u>28-29</u> | <u>29-30</u> | <u>BEYOND</u> | <u>TOTAL</u> |
| * Fund Source 4 of 5                                    | PE     |              |              |              |              |              |              |              |               |              |
|   | RW     |              |              |              |              |              |              |              |               |              |
| * Fund Type: Road Repair and Accountability Act of 2017 | CON    |              | 1,154        |              |              |              |              |              |               | 1,154        |
| * Funding Agency:                                       | Total: |              | 1,154        |              |              |              |              |              |               | 1,154        |

|                      |        |              |              |              |              |              |              |              |               |              |
|----------------------|--------|--------------|--------------|--------------|--------------|--------------|--------------|--------------|---------------|--------------|
| * Local Funds -      |        | <u>PRIOR</u> | <u>24-25</u> | <u>25-26</u> | <u>26-27</u> | <u>27-28</u> | <u>28-29</u> | <u>29-30</u> | <u>BEYOND</u> | <u>TOTAL</u> |
| * Fund Source 5 of 5 | PE     |              |              |              |              |              |              |              |               |              |
|                      | RW     |              |              |              |              |              |              |              |               |              |
| * Fund Type: TDA     | CON    |              | 2,578        |              |              |              |              |              |               | 2,578        |
| * Funding Agency:    | Total: |              | 2,578        |              |              |              |              |              |               | 2,578        |

|                       |        |              |              |              |              |              |              |              |               |              |
|-----------------------|--------|--------------|--------------|--------------|--------------|--------------|--------------|--------------|---------------|--------------|
| <b>Project Total:</b> |        | <u>PRIOR</u> | <u>24-25</u> | <u>25-26</u> | <u>26-27</u> | <u>27-28</u> | <u>28-29</u> | <u>29-30</u> | <u>BEYOND</u> | <u>TOTAL</u> |
|                       | PE     |              |              |              |              |              |              |              |               |              |
|                       | RW     |              |              |              |              |              |              |              |               |              |
|                       | CON    |              | 1,406        | 16,291       |              |              |              |              |               | 17,697       |
|                       | Total: |              | 1,406        | 16,291       |              |              |              |              |               | 17,697       |

Comments:

\*\*\*\*\* Version 1 - 04/22/2025 \*\*\*\*\*

# Santa Barbara County Association of Governments - Federal Transportation Improvement Program (Dollars in Thousands) Transit System

|                                 |        |     |                            |   |   |
|---------------------------------|--------|-----|----------------------------|---|---|
| DIST:<br>05                     | PPNO:  | EA: | CTIPS ID:<br>208-0000-0487 | TITLE (DESCRIPTION):<br>Clean Air Express Bus Service Operating Support (Clean Air Express operates regional commuter bus service between North County and the South Coast, this project is for the Clean Air Express Operating Assistance.<br>RTP ID: SBCAG-5<br>Total Project cost = \$1,804,237) | MPO Aprv:<br>State Aprv:<br>Federal Aprv:   |
| CT PROJECT ID:                  |        |     | MPO ID.:<br>SBCAG38        |   | EPA TABLE II or III EXEMPT CATEGORY<br>Null |
| COUNTY:<br>Santa Barbara County | ROUTE: |     | PM:                        |   |   |

IMPLEMENTING AGENCY: Santa Barbara County Association of Governments  
PROJECT MANAGER: Aaron Bonfilio

PHONE: (805) 600-4855

EMAIL: abonfilio@sbcag.org

## PROJECT VERSION HISTORY (Printed Version is Shaded)

Dollars in Thousands - Total For Project

| Version | Status | Date       | Updated By | Change Reason           | Amend No. | Prog Con | Prog RW | PE |
|---------|--------|------------|------------|-------------------------|-----------|----------|---------|----|
| 1       | Active | 05/02/2025 | JMATA      | Amendment - New Project | 7         | 1,804    |         |    |

|   |        |              |              |              |              |              |              |              |               |              |
|---|--------|--------------|--------------|--------------|--------------|--------------|--------------|--------------|---------------|--------------|
| * FTA Funds -   |        | <u>PRIOR</u> | <u>24-25</u> | <u>25-26</u> | <u>26-27</u> | <u>27-28</u> | <u>28-29</u> | <u>29-30</u> | <u>BEYOND</u> | <u>TOTAL</u> |
| * Fund Source 1 of 3                                  | PE     |              |              |              |              |              |              |              |               |              |
| * Fund Type: FTA5307 - Urbanized Area Formula Program | RW     |              |              |              |              |              |              |              |               |              |
|   | CON    |              | 346          |              |              |              |              |              |               | 346          |
| * Funding Agency:                                     | Total: |              | 346          |              |              |              |              |              |               | 346          |

|   |        |              |              |              |              |              |              |              |               |              |
|---|--------|--------------|--------------|--------------|--------------|--------------|--------------|--------------|---------------|--------------|
| * Local Funds -                         |        | <u>PRIOR</u> | <u>24-25</u> | <u>25-26</u> | <u>26-27</u> | <u>27-28</u> | <u>28-29</u> | <u>29-30</u> | <u>BEYOND</u> | <u>TOTAL</u> |
| * Fund Source 2 of 3                    | PE     |              |              |              |              |              |              |              |               |              |
| * Fund Type: Local Transportation Funds | RW     |              |              |              |              |              |              |              |               |              |
|   | CON    |              |              | 337          |              |              |              |              |               | 337          |
| * Funding Agency:                       | Total: |              |              | 337          |              |              |              |              |               | 337          |

|   |        |              |              |              |              |              |              |              |               |              |
|---|--------|--------------|--------------|--------------|--------------|--------------|--------------|--------------|---------------|--------------|
| * Local Funds -                         |        | <u>PRIOR</u> | <u>24-25</u> | <u>25-26</u> | <u>26-27</u> | <u>27-28</u> | <u>28-29</u> | <u>29-30</u> | <u>BEYOND</u> | <u>TOTAL</u> |
| * Fund Source 3 of 3                    | PE     |              |              |              |              |              |              |              |               |              |
| * Fund Type: Santa Barbara Co Sales Tax | RW     |              |              |              |              |              |              |              |               |              |
|   | CON    |              |              | 1,121        |              |              |              |              |               | 1,121        |
| * Funding Agency:                       | Total: |              |              | 1,121        |              |              |              |              |               | 1,121        |

|                       |        |              |              |              |              |              |              |              |               |              |
|-----------------------|--------|--------------|--------------|--------------|--------------|--------------|--------------|--------------|---------------|--------------|
| <b>Project Total:</b> |        | <u>PRIOR</u> | <u>24-25</u> | <u>25-26</u> | <u>26-27</u> | <u>27-28</u> | <u>28-29</u> | <u>29-30</u> | <u>BEYOND</u> | <u>TOTAL</u> |
|                       | PE     |              |              |              |              |              |              |              |               |              |
|                       | RW     |              |              |              |              |              |              |              |               |              |
|                       | CON    |              | 346          | 1,458        |              |              |              |              |               | 1,804        |
|                       | Total: |              | 346          | 1,458        |              |              |              |              |               | 1,804        |

Comments:  
\*\*\*\*\* Version 1 - 04/22/2025 \*\*\*\*\*

**Santa Barbara County Association of Governments - Federal Transportation Improvement Program  
(Dollars in Thousands)  
Transit System**

|                                 |        |     |                            |  |   |
|---------------------------------|--------|-----|----------------------------|--|---|
| DIST:<br>05                     | PPNO:  | EA: | CTIPS ID:<br>208-0000-0488 | TITLE (DESCRIPTION):<br>Clean Air Express Bus Replacement Purchase (Clean Air Express Bus replacement (Located in Santa Barbara County). This new project is to replace five (5) over-the-road 45 foot coach buses.<br>RTP ID: SBCAG-5<br>Total Project Cost = \$10,475,037) | MPO Aprv:<br>State Aprv:<br>Federal Aprv:   |
| CT PROJECT ID:                  |        |     | MPO ID.:<br>SBCAG39        |  | EPA TABLE II or III EXEMPT CATEGORY<br>Null |
| COUNTY:<br>Santa Barbara County | ROUTE: |     | PM:                        |  |   |

IMPLEMENTING AGENCY: Santa Barbara County Association of Governments  
PROJECT MANAGER: Aaron Bonfilio

PHONE: (805) 600-4855

EMAIL: abonfilio@sbcag.org

*PROJECT VERSION HISTORY (Printed Version is Shaded)*

| Version | Status | Date       | Updated By | Change Reason           | Amend No. | Dollars in Thousands - Total For Project |        |  |  |  | PE |
|---------|--------|------------|------------|-------------------------|-----------|--|--------|--|--|--|----|
| 1       | Active | 05/02/2025 | JMATA      | Amendment - New Project | 7         |  | 10,475 |  |  |  |    |

|  |        |              |              |              |              |              |              |              |               |              |
|--|--------|--------------|--------------|--------------|--------------|--------------|--------------|--------------|---------------|--------------|
| * FTA Funds -  |        | <u>PRIOR</u> | <u>24-25</u> | <u>25-26</u> | <u>26-27</u> | <u>27-28</u> | <u>28-29</u> | <u>29-30</u> | <u>BEYOND</u> | <u>TOTAL</u> |
| * Fund Source 1 of 4                                   | PE     |              |              |              |              |              |              |              |               |              |
|  | RW     |              |              |              |              |              |              |              |               |              |
| * Fund Type: Bus and Bus Facilities Program - FTA 5339 | CON    |              | 34           |              |              |              |              |              |               | 34           |
| * Funding Agency:                                      | Total: |              | 34           |              |              |              |              |              |               | 34           |

|   |        |              |              |              |              |              |              |              |               |              |
|---|--------|--------------|--------------|--------------|--------------|--------------|--------------|--------------|---------------|--------------|
| * Other State -   |        | <u>PRIOR</u> | <u>24-25</u> | <u>25-26</u> | <u>26-27</u> | <u>27-28</u> | <u>28-29</u> | <u>29-30</u> | <u>BEYOND</u> | <u>TOTAL</u> |
| * Fund Source 2 of 4  | PE     |              |              |              |              |              |              |              |               |              |
|   | RW     |              |              |              |              |              |              |              |               |              |
| * Fund Type: California Heavy Duty Voucher Incentive Project (H | CON    |              |              | 600          |              |              |              |              |               | 600          |
| * Funding Agency:   | Total: |              |              | 600          |              |              |              |              |               | 600          |

|   |        |              |              |              |              |              |              |              |               |              |
|---|--------|--------------|--------------|--------------|--------------|--------------|--------------|--------------|---------------|--------------|
| * Other State -   |        | <u>PRIOR</u> | <u>24-25</u> | <u>25-26</u> | <u>26-27</u> | <u>27-28</u> | <u>28-29</u> | <u>29-30</u> | <u>BEYOND</u> | <u>TOTAL</u> |
| * Fund Source 3 of 4  | PE     |              |              |              |              |              |              |              |               |              |
|   | RW     |              |              |              |              |              |              |              |               |              |
| * Fund Type: Transit and Intercity Rail Capital Program (TIRCP) | CON    |              |              | 8,490        |              |              |              |              |               | 8,490        |
| * Funding Agency:   | Total: |              |              | 8,490        |              |              |              |              |               | 8,490        |

|                                     |        |              |              |              |              |              |              |              |               |              |
|-------------------------------------|--------|--------------|--------------|--------------|--------------|--------------|--------------|--------------|---------------|--------------|
| * Other State -                     |        | <u>PRIOR</u> | <u>24-25</u> | <u>25-26</u> | <u>26-27</u> | <u>27-28</u> | <u>28-29</u> | <u>29-30</u> | <u>BEYOND</u> | <u>TOTAL</u> |
| * Fund Source 4 of 4                | PE     |              |              |              |              |              |              |              |               |              |
|                                     | RW     |              |              |              |              |              |              |              |               |              |
| * Fund Type: SB 125 Transit Program | CON    |              |              | 1,351        |              |              |              |              |               | 1,351        |
| * Funding Agency:                   | Total: |              |              | 1,351        |              |              |              |              |               | 1,351        |

|                       |        |              |              |              |              |              |              |              |               |              |
|-----------------------|--------|--------------|--------------|--------------|--------------|--------------|--------------|--------------|---------------|--------------|
| <b>Project Total:</b> |        | <u>PRIOR</u> | <u>24-25</u> | <u>25-26</u> | <u>26-27</u> | <u>27-28</u> | <u>28-29</u> | <u>29-30</u> | <u>BEYOND</u> | <u>TOTAL</u> |
|                       | PE     |              |              |              |              |              |              |              |               |              |
|                       | RW     |              |              |              |              |              |              |              |               |              |
|                       | CON    |              | 34           | 10,441       |              |              |              |              |               | 10,475       |
|                       | Total: |              | 34           | 10,441       |              |              |              |              |               | 10,475       |

Comments:  
\*\*\*\*\* Version 1 - 04/22/2025 \*\*\*\*\*

A RESOLUTION OF THE SANTA BARBARA  
COUNTY ASSOCIATION OF GOVERNMENTS

AMENDMENT NO. 7 TO THE 2025 FEDERAL )  
TRANSPORTATION IMPROVEMENT )  
PROGRAM FOR MULTIPLE FUNDING )  
SOURCES IN THE 2025 FTIP )

RESOLUTION NO. 25-17

WHEREAS, Title 23 Code of Federal Regulations, part 450, and Title 49 Code of Federal Regulations, part 613, require the preparation and updating of a Federal Transportation Improvement Program (FTIP) by the Metropolitan Planning Organization; and

WHEREAS, the Santa Barbara County Association of Governments (SBCAG) has been designated as the Metropolitan Planning Organization for Santa Barbara County; and

WHEREAS, SBCAG, through the conduct of a continuing, comprehensive, and coordinated transportation planning process with applicable federal requirements, has prepared a 2025 FTIP; and

WHEREAS, the 2025 FTIP has been prepared in cooperation with state and local government agencies including Caltrans, local transit operators; and the Air Pollution Control District; and

WHEREAS, the 2025 FTIP must be consistent with the Regional Transportation Plan (RTP) adopted pursuant to Government Code Section 65080; and

WHEREAS, the 2025 FTIP projects have been developed from the 2021 Regional Transportation Plan and 2024 State Transportation Improvement Program; and

WHEREAS, all projects proposed for federal funding or approval under Title 23 Code of Federal Regulations and the Federal Transit Act must be included in a transportation improvement program; and

WHEREAS, because Santa Barbara County is not classified as a nonattainment or maintenance area federal eight-hour ozone standard, it is no longer required to follow air quality conformity measures nor the applicable State Implementation Plan (SIP) as required by the federal Clean Air Act (42 U.S.C. Section 7401 *et seq.*) and the EPA's transportation conformity regulations (40 CFR Part 93, subpart A). (23 CFR § 450.326(a).); and

WHEREAS, the 2025 FTIP was made available for public review and members of the public were given a reasonable opportunity to review the 2025 FTIP before it was adopted by the SBCAG Board on September 19, 2024 (23 CFR § 450.326(b).); and

WHEREAS, revisions to the FTIP requested by Caltrans in order to incorporate the FTIP into the statewide FTIP by the end of the federal fiscal year were adopted by the SBCAG Board on September 19, 2024 after public review; and

WHEREAS, the 2025 FTIP is financially constrained and funds needed to complete the 2025 FTIP are reasonably expected to be available (23 CFR §§ 450.326(k), 450.104).

NOW, THEREFORE, BE IT RESOLVED that the SBCAG Board of Directors amends the 2025 FTIP to include the changes identified in the Staff Report for the 2025 Federal Transportation Improvement Program Formal Amendment No. 7, on May 15, 2025; and

BE IT FURTHER RESOLVED that the SBCAG Board of Directors finds that development of the 2025 FTIP was made in accordance with public involvement procedures originally adopted by SBCAG on November 10, 1994 and updated on March 24, 2002; December 20, 2007, October 20, 2011, August 20, 2015, and September 19, 2019 in accordance with Title 23, Code of Federal Regulations, section 450.316; and

BE IT FURTHER RESOLVED that the SBCAG Board of Directors finds that 2025 FTIP is consistent with metropolitan planning regulations from 23 Code of Federal Regulations Part 450; and

BE IT FURTHER RESOLVED that the SBCAG Board of Directors finds that the amended 2025 FTIP is consistent with the RTP adopted in 2021; and

BE IT FURTHER RESOLVED that the 2025 FTIP as amended is financially constrained and funds needed to complete the 2025 FTIP are reasonably expected to be available; and

BE IT FURTHER RESOLVED that because Santa Barbara County is not classified as a nonattainment or maintenance area for the federal eight-hour ozone standard, the 2025 FTIP is not required to follow air quality conformity measures nor the applicable State Implementation Plan (SIP) as required by the federal Clean Air Act (42 U.S.C. Section 7401 *et seq.*) and the



EPA's transportation conformity regulations (40 CFR Part 93, subpart A). (23 CFR § 450.326(a).);  
and

BE IT FURTHER RESOLVED that the inclusion of any federally-funded projects in the 2025 FTIP, including all amendments, constitutes the federal project selection procedures for Santa Barbara County, and any projects programmed in the FTIP may proceed to implementation without further project selection action by SBCAG.

PASSED AND ADOPTED this 15th day of May 2025 by the following vote:


AYES: DIRECTORS BROWN, CAPPS, CLARK, HARTMANN, JULIAN, LAVAGNINO,  
LEE, MOSBY, AND REYES-MARTÍN

NOES: NONE


ABSENT: CHAIR ROWSE, VICE CHAIR NELSON, DIRECTORS PATINO AND SILVA

ABSTAIN: NONE

ATTEST:



Marjie Kim  
Executive Director




Randy Rowse, Chair  
Santa Barbara County  
Association of Governments

Date: 5/15/2025

APPROVED AS TO FORM:

Rachel Van Mullem  
County Counsel



By: \_\_\_\_\_

Senior Deputy County Counsel

TABLE 1: REVENUE

Santa Barbara County Association of Governments  
2025 FTIP  
Amendment 7  
(\$'s in 1,000)

| Funding Source   |   | NOTES    | 4 YEAR (FTIP Period) |               |             |               |             |               |             |               | TOTAL CURRENT |
|--|---|----------|----------------------|---------------|-------------|---------------|-------------|---------------|-------------|---------------|---------------|
|  |   |          | FY 2025              |               | FY 2026     |               | FY 2027     |               | FY 2028     |               |               |
|  |   |          | Amendment            |               | Amendment   |               | Amendment   |               | Amendment   |               |               |
|  |   |          | Prior No. 6          | Current No. 7 | Prior No. 6 | Current No. 7 | Prior No. 6 | Current No. 7 | Prior No. 6 | Current No. 7 |               |
| LOCAL  | Sales Tax   |          | \$606                | \$606         | \$26,980    | \$28,101      |             |               |             |               | \$28,707      |
|  | City  |          |                      |               |             |               |             |               |             |               |               |
|  | County  |          | \$606                | \$606         | \$26,980    | \$28,101      |             |               |             |               | \$28,707      |
|  | Gas Tax   |          |                      |               |             |               |             |               |             |               |               |
|  | Gas Tax (Subventions to Cities)   |          |                      |               |             |               |             |               |             |               |               |
|  | Gas Tax (Subventions to Counties)   |          |                      |               |             |               |             |               |             |               |               |
|  | Other Local Funds   |          | \$2,097              | \$2,097       | \$10,900    | \$10,900      | \$9,988     | \$9,988       | \$227       | \$227         | \$23,212      |
|  | County General Funds  |          |                      |               | \$141       | \$141         | \$693       | \$693         | \$227       | \$227         | \$1,061       |
|  | City General Funds  |          | \$2,097              | \$2,097       | \$10,759    | \$10,759      | \$9,295     | \$9,295       |             |               | \$22,151      |
|  | Street Taxes and Developer Fees   |          |                      |               |             |               |             |               |             |               |               |
| RSTP Exchange funds  |   |          |                      |               |             |               |             |               |             |               |               |
| Transit  |   |          |                      |               |             |               |             |               |             |               |               |
| Transit Fares  |   |          |                      |               |             |               |             |               |             |               |               |
| Other (See Appendix 1)   |   | \$41,502 | \$44,080             | \$75,149      | \$75,149    | \$28,913      | \$28,913    | \$28,006      | \$28,006    | \$176,148     |               |
| Local Total  |   |          | \$44,205             | \$46,783      | \$113,029   | \$114,150     | \$38,901    | \$38,901      | \$28,233    | \$28,233      | \$228,067     |
| REGIONAL   | Tolls   |          |                      |               |             |               |             |               |             |               |               |
|  | Bridge  |          |                      |               |             |               |             |               |             |               |               |
|  | Corridor  |          |                      |               |             |               |             |               |             |               |               |
|  | Regional Sales Tax  |          |                      |               |             |               |             |               |             |               |               |
|  | Other (See Appendix 2)  |          |                      |               |             |               |             |               |             |               |               |
| Regional Total   |   |          |                      |               |             |               |             |               |             |               |               |
| STATE  | State Highway Operations and Protection Program (SHOPP) <sup>1</sup>                                |          | \$122,912            | \$122,912     | \$113,218   | \$113,218     | \$41,164    | \$41,164      | \$117,633   | \$117,633     | \$394,927     |
|  | SHOPP   |          | \$122,002            | \$122,002     | \$111,208   | \$111,208     | \$39,764    | \$39,764      | \$117,633   | \$117,633     | \$390,607     |
|  | SHOPP Prior   |          |                      |               |             |               |             |               |             |               |               |
|  | State Minor Program   |          | \$910                | \$910         | \$2,010     | \$2,010       | \$1,400     | \$1,400       |             |               | \$4,320       |
|  | State Transportation Improvement Program (STIP) <sup>1</sup>  |          | \$332                | \$332         | \$18,759    | \$18,759      | \$332       | \$332         | \$332       | \$332         | \$19,755      |
|  | STIP  |          | \$332                | \$332         | \$18,759    | \$18,759      | \$332       | \$332         | \$332       | \$332         | \$19,755      |
|  | STIP Prior  |          |                      |               |             |               |             |               |             |               |               |
|  | State Bond  |          |                      |               |             |               |             |               |             |               |               |
|  | Proposition 1A (High Speed Passenger Train Bond Program)  |          |                      |               |             |               |             |               |             |               |               |
|  | Proposition 1B (Highway Safety, Traffic Reduction, Air Quality, and Port Security Bond Act of 2006) |          |                      |               |             |               |             |               |             |               |               |
|  | Active Transportation Program (ATP) <sup>1</sup>  |          | \$5,468              | \$5,468       | \$16,975    | \$16,975      | \$52,451    | \$52,451      |             |               | \$74,894      |
|  | Highway Maintenance (HM) Program <sup>1</sup>   |          |                      |               |             |               |             |               |             |               |               |
|  | Highway Bridge Program (HBP) <sup>1</sup>   |          | \$11,589             | \$11,589      | \$7,266     | \$7,266       | \$194       | \$194         |             |               | \$19,049      |
|  | Road Repair and Accountability Act of 2017 (SB1)  |          |                      |               |             |               |             |               |             |               |               |
|  | Traffic Congestion Relief Program (TCRP)  |          |                      |               |             |               |             |               |             |               |               |
|  | State Transit Assistance (STA)(e.g., population/revenue based, Prop 42)                             |          |                      |               |             |               |             |               |             |               |               |
| Local Transportation Climate Adaptation Program (LTCAP) <sup>1</sup> |   |          |                      |               |             |               |             |               |             |               |               |
| Other (See Appendix 3)   |   | \$380    | \$1,280              |               | \$10,441    |               |             |               |             | \$11,721      |               |
| State Total  |   |          | \$140,681            | \$141,581     | \$156,218   | \$166,659     | \$94,141    | \$94,141      | \$117,965   | \$117,965     | \$520,346     |
| FEDERAL TRANSIT  | 5307 - Urbanized Area Formula Grants  |          | \$17,571             | \$17,917      | \$14,582    | \$14,582      | \$13,316    | \$13,316      | \$11,552    | \$11,552      | \$57,367      |
|  | 5309 - Fixed Guideway Capital Investment Grants   |          |                      |               |             |               |             |               |             |               |               |
|  | 5309b - New and Small Starts (Capital Investment Grants)  |          |                      |               |             |               |             |               |             |               |               |
|  | 5309c - Bus and Bus Related Grants  |          |                      |               |             |               |             |               |             |               |               |
|  | 5310 - Enhanced Mobility of Seniors and Individuals with Disabilities                               |          | \$452                | \$452         | \$267       | \$267         |             |               |             |               | \$719         |
|  | 5311 - Formula Grants for Rural Areas   |          | \$691                | \$691         | \$380       | \$380         |             |               |             |               | \$1,071       |
|  | 5311f - Intercity Bus   |          |                      |               |             |               |             |               |             |               |               |
|  | 5337 - State of Good Repair Grants  |          |                      |               |             |               |             |               |             |               |               |
|  | 5339 - Bus and Bus Facilities Formula Grants  |          | \$2,745              | \$15,592      | \$425       | \$425         | \$425       | \$425         | \$425       | \$425         | \$16,867      |
|  | FTA Transfer from Prior FTIP  |          |                      |               |             |               |             |               |             |               |               |
| Other (See Appendix 4)   |   | \$12,073 | \$12,073             | \$5,409       | \$5,409     | \$5,409       | \$5,409     | \$5,409       | \$5,409     | \$28,300      |               |
| Federal Transit Total  |   |          | \$33,532             | \$46,725      | \$21,063    | \$21,063      | \$19,150    | \$19,150      | \$17,386    | \$17,386      | \$104,324     |
| FEDERAL HIGHWAY  | Congestion Mitigation and Air Quality (CMAQ) Improvement Program                                    |          |                      |               |             |               |             |               |             |               |               |
|  | Construction of Ferry Boats and Ferry Terminal Facilities (Ferry Boat Program)                      |          |                      |               |             |               |             |               |             |               |               |
|  | Coordinated Border Infrastructure Program   |          |                      |               |             |               |             |               |             |               |               |
|  | Federal Lands Access Program  |          |                      |               |             |               |             |               |             |               |               |
|  | Federal Lands Transportation Program  |          |                      |               |             |               |             |               |             |               |               |
|  | GARVEE Bonds Debt Service Payments  |          |                      |               |             |               |             |               |             |               |               |
|  | Highway Infrastructure Program (HIP)  |          |                      |               |             |               |             |               |             |               |               |
|  | High Priority Projects (HPP) and Demo   |          |                      |               |             |               |             |               |             |               |               |
|  | Highway Safety Improvement Program (HSIP)   |          | \$443                | \$443         | \$2,926     | \$2,926       | \$3,721     | \$3,721       |             |               | \$7,090       |
|  | National Highway Freight Program (NHFP)   |          |                      |               |             |               |             |               |             |               |               |
|  | Nationally Significant Freight and Highway Projects (FASTLANE/INFRA Grants)                         |          |                      |               |             |               |             |               |             |               |               |
|  | Railway-Highway Crossings Program   |          |                      |               |             |               |             |               |             |               |               |
|  | Recreational Trails Program   |          |                      |               |             |               |             |               |             |               |               |
|  | SAFETEA-LU Safe Routes to School (SRTS)   |          |                      |               |             |               |             |               |             |               |               |
|  | Surface Transportation Block Grant Program (STBGP/RSTP)   |          |                      |               |             |               |             |               |             |               |               |
|  | Tribal Transportation Program   |          |                      |               |             |               |             |               |             |               |               |
|  | Carbon Reduction Program (CRP)  |          |                      |               | \$1,587     | \$1,587       |             |               |             |               | \$1,587       |
| Promoting Resilient Operations for Transformative (PROTECT)          |   |          |                      |               |             |               |             |               |             |               |               |
| Other (see Appendix 5)   |   | \$11,156 | \$11,156             | \$329         | \$329       | \$568         | \$568       | \$529         | \$529       | \$12,582      |               |
| Federal Highway Total  |   |          | \$11,599             | \$11,599      | \$4,842     | \$4,842       | \$4,289     | \$4,289       | \$529       | \$529         | \$21,259      |
| FEDERAL RAIL   | Other Federal Railroad Administration (see Appendix 6)  |          |                      |               |             |               |             |               |             |               |               |
|  | Federal Railroad Administration Total   |          |                      |               |             |               |             |               |             |               |               |
|  | Federal Total   |          | \$45,131             | \$58,324      | \$25,905    | \$25,905      | \$23,439    | \$23,439      | \$17,915    | \$17,915      | \$125,583     |
| INNOVATIVE FINANCE   | TIFIA (Transportation Infrastructure Finance and Innovation Act)                                    |          |                      |               |             |               |             |               |             |               |               |
|  | Other (See Appendix 7)  |          |                      |               |             |               |             |               |             |               |               |
| Innovative Financing Total   |   |          |                      |               |             |               |             |               |             |               |               |
| REVENUE TOTAL  |   |          | \$230,017            | \$246,688     | \$295,152   | \$306,714     | \$156,481   | \$156,481     | \$164,113   | \$164,113     | \$873,996     |

Financial Summary Notes:  
<sup>1</sup> State Programs that include both state and federal funds.  
2 Not all RSTP Exchange funds are shown in the Revenue financial table because not all RSTP Funds are being programmed in the FTIP at this time.

**Santa Barbara County Association of Governments**  
**2025 FTIP**  
**Amendment 7**  
**(\$'s in 1,000)**

Page 2 of 5

TABLE 2: PROGRAMMED

Santa Barbara County Association of Governments  
2025 FTIP  
Amendment 7  
(\$'s in 1,000)

|   | FUNDING SOURCES   | NOTES    | 4 YEAR (FTIP Period) |               |             |               |             |               |             |               | TOTAL CURRENT |
|---|---|----------|----------------------|---------------|-------------|---------------|-------------|---------------|-------------|---------------|---------------|
|   |   |          | FY 2025              |               | FY 2026     |               | FY 2027     |               | FY 2028     |               |               |
|   |   |          | Amendment            |               | Amendment   |               | Amendment   |               | Amendment   |               |               |
|   |   |          | Prior No. 6          | Current No. 7 | Prior No. 6 | Current No. 7 | Prior No. 6 | Current No. 7 | Prior No. 6 | Current No. 7 |               |
| LOCAL   | Local Total   |          | \$44,205             | \$46,783      | \$113,029   | \$114,150     | \$38,901    | \$38,901      | \$28,233    | \$28,233      | \$228,067     |
| REGIONAL  | Tolls   |          |                      |               |             |               |             |               |             |               |               |
|   | Bridge  |          |                      |               |             |               |             |               |             |               |               |
|   | Corridor  |          |                      |               |             |               |             |               |             |               |               |
|   | Regional Sales Tax<br>Other (See Appendix A)  |          |                      |               |             |               |             |               |             |               |               |
|   | Regional Total  |          |                      |               |             |               |             |               |             |               |               |
| STATE   | State Highway Operations and Protection Program (SHOPP) <sup>1</sup>                                |          | \$122,912            | \$122,912     | \$113,218   | \$113,218     | \$41,164    | \$41,164      | \$117,633   | \$117,633     | \$394,927     |
|   | SHOPP   |          | \$122,002            | \$122,002     | \$111,208   | \$111,208     | \$39,764    | \$39,764      | \$117,633   | \$117,633     | \$390,607     |
|   | SHOPP Prior   |          |                      |               |             |               |             |               |             |               |               |
|   | State Minor Program   |          | \$910                | \$910         | \$2,010     | \$2,010       | \$1,400     | \$1,400       |             |               | \$4,320       |
|   | State Transportation Improvement Program (STIP) <sup>1</sup>  |          | \$332                | \$332         | \$18,759    | \$18,759      | \$332       | \$332         | \$332       | \$332         | \$19,755      |
|   | STIP  |          | \$332                | \$332         | \$18,759    | \$18,759      | \$332       | \$332         | \$332       | \$332         | \$19,755      |
|   | STIP Prior  |          |                      |               |             |               |             |               |             |               |               |
|   | State Bond  |          |                      |               |             |               |             |               |             |               |               |
|   | Proposition 1A (High Speed Passenger Train Bond Program)  |          |                      |               |             |               |             |               |             |               |               |
|   | Proposition 1B (Highway Safety, Traffic Reduction, Air Quality, and Port Security Bond Act of 2006) |          |                      |               |             |               |             |               |             |               |               |
|   | Active Transportation Program <sup>1</sup>  |          | \$5,468              | \$5,468       | \$16,975    | \$16,975      | \$52,451    | \$52,451      |             |               | \$74,894      |
|   | Highway Maintenance (HM) Program <sup>1</sup>   |          |                      |               |             |               |             |               |             |               |               |
|   | Highway Bridge Program (HBP) <sup>1</sup>   |          | \$11,589             | \$11,589      | \$7,266     | \$7,266       | \$194       | \$194         |             |               | \$19,049      |
|   | Road Repair and Accountability Act of 2017 (SB1)  |          |                      |               |             |               |             |               |             |               |               |
|   | Traffic Congestion Relief Program (TCRP)  |          |                      |               |             |               |             |               |             |               |               |
|   | State Transit Assistance (STA)(e.g., population/revenue based, Prop 42)                             |          |                      |               |             |               |             |               |             |               |               |
|   | Local Transportation Climate Adaptation Program (LTCAP) <sup>1</sup>                                |          | \$380                | \$1,280       |             | \$10,441      |             |               |             |               | \$11,721      |
|   | Other (See Appendix B)  |          |                      |               |             |               |             |               |             |               |               |
|   | State Total   |          | \$140,681            | \$141,581     | \$156,218   | \$166,659     | \$94,141    | \$94,141      | \$117,965   | \$117,965     | \$520,346     |
| FEDERAL TRANSIT   | 5307 - Urbanized Area Formula Grants  |          | \$17,571             | \$17,917      | \$14,582    | \$14,582      | \$13,316    | \$13,316      | \$11,552    | \$11,552      | \$57,367      |
|   | 5309 - Fixed Guideway Capital Investment Grants   |          |                      |               |             |               |             |               |             |               |               |
|   | 5309b - New and Small Starts (Capital Investment Grants)  |          |                      |               |             |               |             |               |             |               |               |
|   | 5309c - Bus and Bus Related Grants  |          |                      |               |             |               |             |               |             |               |               |
|   | 5310 - Enhanced Mobility of Seniors and Individuals with Disabilities                               |          | \$452                | \$452         | \$267       | \$267         |             |               |             |               | \$719         |
|   | 5311 - Formula Grants for Rural Areas   |          | \$691                | \$691         | \$380       | \$380         |             |               |             |               | \$1,071       |
|   | 5311f - Intercity Bus   |          |                      |               |             |               |             |               |             |               |               |
|   | 5337 - State of Good Repair Grants  |          |                      |               |             |               |             |               |             |               |               |
|   | 5339 - Bus and Bus Facilities Formula Grants  |          | \$2,745              | \$15,592      | \$425       | \$425         | \$425       | \$425         | \$425       | \$425         | \$16,867      |
|   | FTA Transfer from Prior FTIP  |          | \$12,073             | \$12,073      | \$5,409     | \$5,409       | \$5,409     | \$5,409       | \$5,409     | \$5,409       | \$28,300      |
| Other (See Appendix C)                                      |   |          |                      |               |             |               |             |               |             |               |               |
|   | Federal Transit Total   |          | \$33,532             | \$46,725      | \$21,063    | \$21,063      | \$19,150    | \$19,150      | \$17,386    | \$17,386      | \$104,324     |
| FEDERAL HIGHWAY   | Congestion Mitigation and Air Quality (CMAQ) Improvement Program                                    |          |                      |               |             |               |             |               |             |               |               |
|   | Construction of Ferry Boats and Ferry Terminal Facilities (Ferry Boat Program)                      |          |                      |               |             |               |             |               |             |               |               |
|   | Coordinated Border Infrastructure Program   |          |                      |               |             |               |             |               |             |               |               |
|   | Federal Lands Access Program  |          |                      |               |             |               |             |               |             |               |               |
|   | Federal Lands Transportation Program  |          |                      |               |             |               |             |               |             |               |               |
|   | GARVEE Bonds Debt Service Payments  |          |                      |               |             |               |             |               |             |               |               |
|   | Highway Infrastructure Program (HIP)  |          |                      |               |             |               |             |               |             |               |               |
|   | High Priority Projects (HPP) and Demo   |          |                      |               |             |               |             |               |             |               |               |
|   | Highway Safety Improvement Program (HSIP)   |          | \$443                | \$443         | \$2,926     | \$2,926       | \$3,721     | \$3,721       |             |               | \$7,090       |
|   | National Highway Freight Program (NHFP)   |          |                      |               |             |               |             |               |             |               |               |
|   | Nationally Significant Freight and Highway Projects (FASTLANE/INFRA Grants)                         |          |                      |               |             |               |             |               |             |               |               |
|   | Railway-Highway Crossings Program   |          |                      |               |             |               |             |               |             |               |               |
|   | Recreational Trails Program   |          |                      |               |             |               |             |               |             |               |               |
|   | SAFETEA-LU Safe Routes to School (SRTS)   |          |                      |               |             |               |             |               |             |               |               |
|   | Surface Transportation Block Grant Program (STBGP/IRSTP)  |          |                      |               |             |               |             |               |             |               |               |
|   | Tribal Transportation Program   |          |                      |               |             |               |             |               |             |               |               |
|   | Carbon Reduction Program (CRP)  |          |                      |               | \$1,587     | \$1,587       |             |               |             |               | \$1,587       |
| Promoting Resilient Operations for Transformative (PROTECT) |   |          |                      |               |             |               |             |               |             |               |               |
| Other (see Appendix D)                                      |   | \$11,156 | \$11,156             | \$329         | \$329       | \$568         | \$568       | \$529         | \$529       | \$12,582      |               |
|   | Federal Highway Total   |          | \$11,599             | \$11,599      | \$4,842     | \$4,842       | \$4,289     | \$4,289       | \$529       | \$529         | \$21,259      |
| FEDERAL RAIL  | Other Federal Railroad Administration (see Appendix E)  |          |                      |               |             |               |             |               |             |               |               |
|   | Federal Railroad Administration Total   |          |                      |               |             |               |             |               |             |               |               |
|   | Federal Total   |          | \$45,131             | \$58,324      | \$25,905    | \$25,905      | \$23,439    | \$23,439      | \$17,915    | \$17,915      | \$125,583     |
| INNOVATIVE FINANCE  | TIFIA (Transportation Infrastructure Finance and Innovation Act)                                    |          |                      |               |             |               |             |               |             |               |               |
|   | Other (See Appendix F)  |          |                      |               |             |               |             |               |             |               |               |
|   | Innovative Financing Total  |          |                      |               |             |               |             |               |             |               |               |
| PROGRAMMED TOTAL  |   |          | \$230,017            | \$246,688     | \$295,152   | \$306,714     | \$156,481   | \$156,481     | \$164,113   | \$164,113     | \$873,996     |

MPO Financial Summary Notes:  
<sup>1</sup> State Programs that include both state and federal funds.

[illegible]

TABLE 3: REVENUE-PROGRAMMED

Santa Barbara County Association of Governments  
2025 FTIP  
Amendment 7  
(\$'s in 1,000)

| FUNDING SOURCES         |   | 4 YEAR (FTIP Period) |         |           |         |           |         |           |         |
|-------------------------|---|----------------------|---------|-----------|---------|-----------|---------|-----------|---------|
|                         |   | FY 2025              |         | FY 2026   |         | FY 2027   |         | FY 2028   |         |
|                         |   | Amendment            |         | Amendment |         | Amendment |         | Amendment |         |
|                         |   | Prior                | Current | Prior     | Current | Prior     | Current | Prior     | Current |
|                         |   | No. 6                | No. 7   | No. 6     | No. 7   | No. 6     | No. 7   | No. 6     | No. 7   |
| LOCAL                   | Local Total   |                      |         |           |         |           |         |           |         |
| REGIONAL                | Tolls   |                      |         |           |         |           |         |           |         |
|                         | Bridge  |                      |         |           |         |           |         |           |         |
|                         | Corridor  |                      |         |           |         |           |         |           |         |
|                         | Regional Sales Tax  |                      |         |           |         |           |         |           |         |
|                         | Other   |                      |         |           |         |           |         |           |         |
|                         | Regional Total  |                      |         |           |         |           |         |           |         |
| STATE                   | State Highway Operations and Protection Program (SHOPP) <sup>1</sup>                                |                      |         |           |         |           |         |           |         |
|                         | SHOPP   |                      |         |           |         |           |         |           |         |
|                         | SHOPP Prior   |                      |         |           |         |           |         |           |         |
|                         | State Minor Program   |                      |         |           |         |           |         |           |         |
|                         | State Transportation Improvement Program (STIP) <sup>1</sup>  |                      |         |           |         |           |         |           |         |
|                         | STIP  |                      |         |           |         |           |         |           |         |
|                         | STIP Prior  |                      |         |           |         |           |         |           |         |
|                         | State Bond  |                      |         |           |         |           |         |           |         |
|                         | Proposition 1A (High Speed Passenger Train Bond Program)  |                      |         |           |         |           |         |           |         |
|                         | Proposition 1B (Highway Safety, Traffic Reduction, Air Quality, and Port Security Bond Act of 2006) |                      |         |           |         |           |         |           |         |
|                         | Active Transportation Program <sup>1</sup>  |                      |         |           |         |           |         |           |         |
|                         | Highway Maintenance (HM) Program <sup>1</sup>   |                      |         |           |         |           |         |           |         |
|                         | Highway Bridge Program (HBP) <sup>1</sup>   |                      |         |           |         |           |         |           |         |
|                         | Road Repair and Accountability Act of 2017 (SB1)  |                      |         |           |         |           |         |           |         |
|                         | Traffic Congestion Relief Program (TCRP)  |                      |         |           |         |           |         |           |         |
|                         | State Transit Assistance (STA)(e.g., population/revenue based, Prop 42)                             |                      |         |           |         |           |         |           |         |
|                         | Local Transportation Climate Adaptation Program (LTCAP) <sup>1</sup>                                |                      |         |           |         |           |         |           |         |
|                         | Other   |                      |         |           |         |           |         |           |         |
|                         | State Total   |                      |         |           |         |           |         |           |         |
| FEDERAL TRANSIT         | 5307 - Urbanized Area Formula Grants  |                      |         |           |         |           |         |           |         |
|                         | 5309 - Fixed Guideway Capital Investment Grants   |                      |         |           |         |           |         |           |         |
|                         | 5309b - New and Small Starts (Capital Investment Grants)  |                      |         |           |         |           |         |           |         |
|                         | 5309c - Bus and Bus Related Grants  |                      |         |           |         |           |         |           |         |
|                         | 5310 - Enhanced Mobility of Seniors and Individuals with Disabilities                               |                      |         |           |         |           |         |           |         |
|                         | 5311 - Formula Grants for Rural Areas   |                      |         |           |         |           |         |           |         |
|                         | 5311f - Intercity Bus   |                      |         |           |         |           |         |           |         |
|                         | 5337 - State of Good Repair Grants  |                      |         |           |         |           |         |           |         |
|                         | 5339 - Bus and Bus Facilities Formula Grants  |                      |         |           |         |           |         |           |         |
|                         | FTA Transfer from Prior FTIP  |                      |         |           |         |           |         |           |         |
|                         | Other   |                      |         |           |         |           |         |           |         |
|                         | Federal Transit Total   |                      |         |           |         |           |         |           |         |
| FEDERAL HIGHWAY         | Congestion Mitigation and Air Quality (CMAQ) Improvement Program                                    |                      |         |           |         |           |         |           |         |
|                         | Construction of Ferry Boats and Ferry Terminal Facilities (Ferry Boat Program)                      |                      |         |           |         |           |         |           |         |
|                         | Coordinated Border Infrastructure Program   |                      |         |           |         |           |         |           |         |
|                         | Federal Lands Access Program  |                      |         |           |         |           |         |           |         |
|                         | Federal Lands Transportation Program  |                      |         |           |         |           |         |           |         |
|                         | GARVEE Bonds Debt Service Payments  |                      |         |           |         |           |         |           |         |
|                         | Highway Infrastructure Program (HIP)  |                      |         |           |         |           |         |           |         |
|                         | High Priority Projects (HPP) and Demo   |                      |         |           |         |           |         |           |         |
|                         | Highway Safety Improvement Program (HSIP)   |                      |         |           |         |           |         |           |         |
|                         | National Highway Freight Program (NHFP)   |                      |         |           |         |           |         |           |         |
|                         | Nationally Significant Freight and Highway Projects (FASTLANE/INFRA Grants)                         |                      |         |           |         |           |         |           |         |
|                         | Railway-Highway Crossings Program   |                      |         |           |         |           |         |           |         |
|                         | Recreational Trails Program   |                      |         |           |         |           |         |           |         |
|                         | SAFETEA-LU Safe Routes to School (SRTS)   |                      |         |           |         |           |         |           |         |
|                         | Surface Transportation Block Grant Program (STBGP/RSTP)   |                      |         |           |         |           |         |           |         |
|                         | Tribal Transportation Program   |                      |         |           |         |           |         |           |         |
|                         | Carbon Reduction Program (CRP)  |                      |         |           |         |           |         |           |         |
|                         | Promoting Resilient Operations for Transformative (PROTECT)   |                      |         |           |         |           |         |           |         |
|                         | Other   |                      |         |           |         |           |         |           |         |
|                         | Federal Highway Total   |                      |         |           |         |           |         |           |         |
| FEDERAL RAIL            | Other Federal Railroad Administration   |                      |         |           |         |           |         |           |         |
|                         | Federal Railroad Administration Total   |                      |         |           |         |           |         |           |         |
|                         | Federal Total   |                      |         |           |         |           |         |           |         |
| INNOVATIVE FINANCE      | TIFIA (Transportation Infrastructure Finance and Innovation Act)                                    |                      |         |           |         |           |         |           |         |
|                         | Other   |                      |         |           |         |           |         |           |         |
|                         | Innovative Financing Total  |                      |         |           |         |           |         |           |         |
| REVENUE - PROGRAM TOTAL |   |                      |         |           |         |           |         |           |         |

## 2024 Metropolitan Transportation Improvement Program

### By Fund Type

|  |                        | Total     | Prior     | 24/25    | 25/26    | 26/27    | 27/28    | Future   | PE       | RW       | CON       |
|--|------------------------|-----------|-----------|----------|----------|----------|----------|----------|----------|----------|-----------|
| Active Transportation Program - SB1 Fund Total         | ATP                    | \$2,729   | \$2,729   |          |          |          |          |          | \$1,860  | \$869    |           |
| Active Transportation Program (ATP) Fund Total         | ATP                    | \$7,234   | \$7,234   |          |          |          |          |          | \$1,894  | \$123    | \$5,217   |
| SHOPP Advance Construction (AC) Fund Total             | CT Minor Pgm.          | \$4,320   | \$0       | \$910    | \$2,010  | \$1,400  |          |          |          |          | \$4,320   |
| High Priority Projects Program Fund Total              | Demo                   | \$940     | \$940     |          |          |          |          |          | \$940    |          |           |
| 2013 TIGER Grants Fund Total                           | Federal Disc.          | \$236     | \$236     |          |          |          |          |          | \$236    |          |           |
| Active Transportation Infrastructure Inv. Program Func | Federal Disc.          | \$1,426   | \$0       |          | \$329    | \$568    | \$529    |          | \$1,426  |          |           |
| Community Project Funding/Congressionally Directed     | Federal Disc.          | \$7,000   | \$7,000   |          |          |          |          |          |          |          | \$7,000   |
| Earmark Repurposing Fund Total                         | Federal Disc.          | \$803     | \$803     |          |          |          |          |          |          |          | \$803     |
| Reconnecting Communities & Neighborhoods Fund To       | Federal Disc.          | \$11,156  | \$0       | \$11,156 |          |          |          |          |          |          | \$11,156  |
| Bus and Bus Facilities Program - FTA 5339 Fund Total   | FTA Funds              | \$24,275  | \$7,409   | \$15,592 | \$425    | \$425    | \$425    |          |          |          | \$24,275  |
| Coronavirus Response and Relief Supplemental Appr      | FTA Funds              | \$290     | \$290     |          |          |          |          |          |          |          | \$290     |
| Economic Stimulus 2 - FTA 5311 Fund Total              | FTA Funds              | \$1,565   | \$1,565   |          |          |          |          |          |          |          | \$1,565   |
| Economic Stimulus 2-FTA 5307 (Small urbanized) Fur     | FTA Funds              | \$23,136  | \$1,500   | \$5,409  | \$5,409  | \$5,409  | \$5,409  |          |          |          | \$23,136  |
| FTA 5310 Elderly & Disabilities Fund Total             | FTA Funds              | \$3,140   | \$2,421   | \$452    | \$267    |          |          |          |          |          | \$3,140   |
| FTA 5311 - Non Urbanized Fund Total                    | FTA Funds              | \$5,730   | \$4,659   | \$691    | \$380    |          |          |          |          |          | \$5,730   |
| FTA5307 - Urbanized Area Formula Program Fund To       | FTA Funds              | \$194,399 | \$137,032 | \$17,917 | \$14,582 | \$13,316 | \$11,552 |          |          |          | \$194,399 |
| Intercity Bus - 5311-F Fund Total                      | FTA Funds              | \$592     | \$592     |          |          |          |          |          |          |          | \$592     |
| Low or No Emission Vehicle Program - 5339(c) Fund 1    | FTA Funds              | \$6,664   | \$0       | \$6,664  |          |          |          |          |          |          | \$6,664   |
| Future Funds Fund Total                                | Future Need            | \$25,668  | \$0       |          |          |          |          | \$12,834 |          |          | \$25,668  |
| High Priority Projects Program Fund Total              | Highway Bridge Program | \$900     | \$900     |          |          |          |          |          | \$900    |          |           |
| National Hwy System Fund Total                         | IIP                    | \$6,400   | \$6,400   |          |          |          |          |          | \$6,400  |          |           |
| STIP Advance Construction Fund Total                   | IIP                    | \$2,600   | \$2,600   |          |          |          |          |          | \$2,600  |          |           |
| City Funds Fund Total                                  | Local Funds            | \$34,617  | \$12,465  | \$2,097  | \$10,759 | \$9,295  |          |          | \$8,589  | \$839    | \$25,189  |
| County Funds Fund Total                                | Local Funds            | \$7,431   | \$6,370   |          | \$141    | \$693    | \$227    |          | \$783    | \$1,200  | \$5,448   |
| Developer Fees Fund Total                              | Local Funds            | \$9,766   | \$2,400   | \$1,000  | \$6,366  |          |          |          | \$3,400  | \$6,366  |           |
| Local Measure Fund Total                               | Local Funds            | \$134,262 | \$122,342 |          |          |          |          | \$5,960  | \$28,242 | \$15,249 | \$90,771  |
| Local Transportation Funds Fund Total                  | Local Funds            | \$15,823  | \$13,269  | \$2,096  | \$433    | \$25     |          |          | \$1,080  | \$995    | \$13,748  |
| Local Transportation Funds - Advance Construction Fu   | Local Funds            | \$52,326  | \$9,100   | \$4,590  | \$38,636 |          |          |          |          |          | \$52,326  |
| Measure A Fund Total                                   | Local Funds            | \$79,506  | \$79,506  |          |          |          |          |          | \$6,750  | \$10,227 | \$62,529  |
| Private Funds Fund Total                               | Local Funds            | \$67      | \$2       | \$65     |          |          |          |          |          |          | \$67      |
| Santa Barbara Co Sales Tax Fund Total                  | Local Funds            | \$29,811  | \$1,104   | \$606    | \$28,101 |          |          |          | \$552    | \$658    | \$28,601  |
| TDA Fund Total   | Local Funds            | \$489,625 | \$366,688 | \$36,329 | \$29,714 | \$28,888 | \$28,006 |          | \$100    |          | \$489,525 |
| Highway Bridge Program Fund Total                      | Local HBRR             | \$121,161 | \$102,113 | \$11,589 | \$7,266  | \$194    |          |          |          |          | \$121,161 |
| Active Transportation Program (ATP) Fund Total         | Other Fed              | \$105,730 | \$30,836  | \$5,468  | \$16,975 | \$52,451 |          |          | \$11,632 | \$2,330  | \$91,768  |
| Carbon Reduction Program (CRP) Fund Total              | Other Fed              | \$3,952   | \$2,365   |          | \$1,587  |          |          |          |          | \$2,365  | \$1,587   |
| Coronavirus Response and Relief Supplemental Appr      | Other Fed              | \$2,046   | \$2,046   |          |          |          |          |          |          |          | \$2,046   |
| Highway Infrastructure Program (HIP) Fund Total        | Other Fed              | \$3,465   | \$3,465   |          |          |          |          |          |          |          | \$3,465   |
| Highway Safety Improvement Program Fund Total          | Other Fed              | \$8,020   | \$929     | \$443    | \$2,926  | \$3,721  |          |          | \$900    |          | \$7,120   |
| Active Transportation Program - SHA Fund Total         | Other State            | \$4,651   | \$4,651   |          |          |          |          |          | \$113    | \$1      | \$4,537   |
| California Heavy Duty Voucher Incentive Project (H Fu  | Other State            | \$2,540   | \$1,040   | \$900    | \$600    |          |          |          |          |          | \$2,540   |
| Coastal and Estuarine Land Conservation Program Fu     | Other State            | \$25      | \$25      |          |          |          |          |          | \$25     |          |           |
| Coastal Conservancy Fund Fund Total                    | Other State            | \$200     | \$200     |          |          |          |          |          | \$200    |          |           |
| Low Carbon Transit Operations Program (LCTOP) Fur      | Other State            | \$1,484   | \$1,484   |          |          |          |          |          |          |          | \$1,484   |

## 2024 Metropolitan Transportation Improvement Program

### By Fund Type

|   |                          | Total              | Prior              | 24/25            | 25/26            | 26/27            | 27/28            | Future          | PE               | RW              | CON                |
|---|--------------------------|--------------------|--------------------|------------------|------------------|------------------|------------------|-----------------|------------------|-----------------|--------------------|
| SB 125 Transit Program Fund Total                             | Other State              | \$1,351            | \$0                |                  | \$1,351          |                  |                  |                 |                  |                 | \$1,351            |
| STA Transit Assist Fund Total                                 | Other State              | \$7,353            | \$7,353            |                  |                  |                  |                  |                 |                  |                 | \$7,353            |
| State Local Partnership Fund Total                            | Other State              | \$10,462           | \$10,082           | \$380            |                  |                  |                  |                 |                  | \$7,878         | \$2,584            |
| Transit and Intercity Rail Capital Program (TIRCP) Fund Total | Other State              | \$10,564           | \$2,074            |                  | \$8,490          |                  |                  |                 |                  |                 | \$10,564           |
| COVID Relief Funds - STIP Fund Total                          | RIP                      | \$2,678            | \$2,678            |                  |                  |                  |                  |                 |                  |                 | \$2,678            |
| National Hwy System Fund Total                                | RIP                      | \$1,040            | \$1,040            |                  |                  |                  |                  |                 | \$1,040          |                 |                    |
| State Cash Fund Total   | RIP                      | \$15,247           | \$15,247           |                  |                  |                  |                  |                 | \$13,422         |                 | \$1,825            |
| STIP Advance Construction Fund Total                          | RIP                      | \$87,311           | \$67,250           | \$332            | \$18,759         | \$332            | \$332            | \$306           | \$18,841         | \$13,911        | \$54,559           |
| State Cash Fund Total   | RIP Prior                | \$2,250            | \$2,250            |                  |                  |                  |                  |                 | \$2,250          |                 |                    |
| STIP Advance Construction Fund Total                          | RIP Prior                | \$19,035           | \$19,035           |                  |                  |                  |                  |                 | \$15,895         | \$3,140         |                    |
| STP Local Fund Total  | RSTP                     | \$21,085           | \$21,085           |                  |                  |                  |                  |                 | \$1,145          | \$40            | \$19,900           |
| SHOPP Advance Construction (AC) Fund Total                    | SHOPP - Bridge Preserv   | \$107,789          | \$69,124           | \$1,210          | \$6,214          | \$5,185          | \$26,056         |                 |                  |                 | \$107,789          |
| SHOPP Advance Construction (AC) Fund Total                    | SHOPP - Collision Reduc  | \$48,469           | \$7,277            | \$23,966         | \$2,360          | \$5,000          | \$9,866          |                 |                  |                 | \$48,469           |
| SHOPP Advance Construction (AC) Fund Total                    | SHOPP - Mandates         | \$16,648           | \$8,109            | \$8,539          |                  |                  |                  |                 |                  |                 | \$16,648           |
| SHOPP Advance Construction (AC) Fund Total                    | SHOPP - Mobility         | \$1                | \$0                | \$1              |                  |                  |                  |                 |                  |                 | \$1                |
| SHOPP Advance Construction (AC) Fund Total                    | SHOPP - Roadway Pres     | \$268,677          | \$32,493           | \$85,640         | \$98,002         | \$29,579         | \$22,963         |                 |                  |                 | \$268,677          |
| SHOPP Advance Construction (AC) Fund Total                    | SHOPP - Sustainability a | \$66,026           | \$0                | \$2,646          | \$4,632          |                  | \$58,748         |                 | \$6,985          | \$293           | \$58,748           |
| Local Bridge Seismic Retrofit Account Fund Total              | State Bond               | \$611              | \$611              |                  |                  |                  |                  |                 |                  |                 | \$611              |
| Public Transportation Modernization Improvement Fund Total    | State Bond               | \$520              | \$520              |                  |                  |                  |                  |                 |                  |                 | \$520              |
| Road Repair and Accountability Act of 2017 Fund Total         | State SB1                | \$120,455          | \$120,455          |                  |                  |                  |                  |                 | \$429            | \$102           | \$119,924          |
| Road Repair and Accountability Act of 2017 Fund Total         | State SB1 LPP            | \$750              | \$750              |                  |                  |                  |                  |                 | \$490            | \$260           |                    |
| Road Repair and Accountability Act of 2017 Fund Total         | State SB1 SCCP           | \$122,710          | \$122,710          |                  |                  |                  |                  |                 |                  |                 | \$122,710          |
| Road Repair and Accountability Act of 2017 Fund Total         | State SB1 TCEP           | \$51,000           | \$51,000           |                  |                  |                  |                  |                 |                  |                 | \$51,000           |
| <b>Total Programmed for all Funds:</b>                        |                          | <b>\$2,419,744</b> | <b>\$1,507,854</b> | <b>\$246,689</b> | <b>\$306,713</b> | <b>\$156,481</b> | <b>\$164,113</b> | <b>\$19,100</b> | <b>\$139,119</b> | <b>\$66,846</b> | <b>\$2,213,779</b> |