

April 24, 2025

Kien Le, Office Chief
California Department of Transportation
Division of Financial Programming, MS 82
Office of Federal Programming and Data Management
P.O. Box 942873
Sacramento, CA 94273-0001

ATTN: Vaik Renga

Dear Mr. Le:

This letter serves as notification to Caltrans, the Federal Highway Administration (FHWA), and Federal Transit Administration (FTA) of Formal Amendment No. 5 to SBCAG's 2025 FTIP. The SBCAG Board of Directors approved Formal Amendment No. 5 to the 2025 FTIP at their April 17th Board meeting. The amendment was presented to the public per guidelines established in SBCAG's adopted Public Participation Plan. The amendment makes the following change described below, which are consistent with the Regional Transportation Plan and requirements in 23 CFR 450:

Formal Amendment No. 5 to the 2025 FTIP will program the following changes:

- **Grouped Projects for Highway Safety Improvement Program (HSIP) (MPO ID: LOCALHSIP)** This amendment will add new Local Highway Safety Improvement Program (HSIP) Cycle 12 funded local agency projects to the grouped listing. The total project cost in the four-year FTIP period is \$7.9 million.

Project details are reflected in **Attachment C**.

The 2025 FTIP remains financially constrained, meets air quality conformity, and does not interfere with the timely implementation of Transportation Control Measures contained in the State Implementation Plan.

If you have any further questions regarding this amendment, please contact Jaquelin Mata of my staff at (email: Jmata@sbcag.org).

Sincerely,



Marjie Kim
Executive Director

ATTACHMENTS:

- A. Summary of Changes
- B. California Transportation Improvement Program System (CTIPS) Report Amendment 5

Member Agencies

Buellton ■ Carpinteria ■ Goleta ■ Guadalupe ■ Lompoc ■ Santa Barbara ■ Santa Maria ■ Solvang ■ Santa Barbara County

- C. Local HSIP Grouped listing
- D. Formal Amendment No.5 Resolution 25-13
- E. Financial Summary Tables
- F. MPO Fund type Report with Fund Category

Summary of Changes

SBCAG 2025 Formal Amendment No. 5

| No. of Project | | | | | | | | | |
|-------------------|-----------------|------------|---|---|-------------|--------------|-----------------|----------|---|
| | NEW or EXISTING | PROJECT ID | PROJECT TITLE | DESCRIPTION OF CHANGE | COST BEFORE | COST REVISED | COST DIFFERENCE | % CHANGE | COMMENTS |
| 1 | EXISTING | LOCALHSIP | Grouped Projects for Local Highway Safety Improvement Program | Revises the funding based on HSIP cycle 12. | \$524,800 | \$7,910,700 | \$7,385,900 | 1407.4% | *prior version of project had no funding programmed in 4 year FTIP period |

Santa Barbara County Association of Governments - Federal Transportation Improvement Program
(Dollars in Thousands)
Local Highway System

| | | | | | |
|---------------------------------|--------|-----|----------------------------|---|--|
| DIST: 05 | PPNO: | EA: | CTIPS ID: 208-0000-0277 | TITLE (DESCRIPTION): Grouped Projects for Safety Improvement - HSIP (Reduce the frequency and severity of collisions on all public roads. Projects are consistent with the applicable classifications under 23 CFR 771.117(c) and (d). RTP ID: VAR-1. Estimated Total Project Cost =\$524,800. | MPO Aprv: 09/19/2024 State Aprv: 11/15/2024 Federal Aprv: 12/16/2024 |
| CT PROJECT ID: | | | MPO ID.: LOCALHSIP | | |
| COUNTY: Santa Barbara County | ROUTE: | | PM: 0.000 / 0.000 | The project does not have any funding in the 2025 FTIP period and will be carried over for information purposes only.) | EPA TABLE II or III EXEMPT CATEGORY Null |

IMPLEMENTING AGENCY: Various Agencies
PROJECT MANAGER:

PHONE:

EMAIL:

PROJECT VERSION HISTORY (Printed Version is Shaded)

Dollars in Thousands - Total For Project

| Version | Status | Date | Updated By | Change Reason | Amend No. | Prog Con | Prog RW | PE |
|---------|----------|------------|------------|------------------------------------|-----------|----------|---------|----|
| 34 | Active | 03/21/2025 | JMATA | Amendment - New Project | 5 | 7,911 | | |
| 33 | Official | 09/19/2024 | JMATA | Adoption - Carry Over | 0 | 525 | | |
| 32 | Official | 08/09/2023 | JMATA | Amendment - Technical Correction | 7 | 525 | | |
| 31 | Official | 04/13/2023 | JMATA | Amendment - Cost/Scope/Sch. Change | 3 | 525 | | |
| 30 | Official | 09/15/2022 | JMATA | Adoption - Carry Over | 0 | 6,329 | | |
| 29 | Official | 05/10/2022 | JMATA | Amendment - Cost/Scope/Sch. Change | 8 | 7,394 | | |
| 28 | Official | 02/18/2021 | JMATA | Adoption - Carry Over | 0 | 6,598 | | |
| 27 | Official | 12/18/2020 | JMATA | Amendment - Cost/Scope/Sch. Change | 23 | 6,598 | | |
| 26 | Official | 02/21/2019 | JMATA | Amendment - Cost/Scope/Sch. Change | 3 | 9,036 | | |

| | | | | | | | | | | |
|-------------------------|--------|--------------|--------------|--------------|--------------|--------------|--------------|--------------|---------------|--------------|
| * Local Funds - | | <u>PRIOR</u> | <u>24-25</u> | <u>25-26</u> | <u>26-27</u> | <u>27-28</u> | <u>28-29</u> | <u>29-30</u> | <u>BEYOND</u> | <u>TOTAL</u> |
| | PE | | | | | | | | | |
| * Fund Source 1 of 2 | RW | | | | | | | | | |
| * Fund Type: City Funds | CON | 52 | | | | | | | | 52 |
| * Funding Agency: | Total: | 52 | | | | | | | | 52 |

| | | | | | | | | | | |
|---|--------|--------------|--------------|--------------|--------------|--------------|--------------|--------------|---------------|--------------|
| * Other Fed - | | <u>PRIOR</u> | <u>24-25</u> | <u>25-26</u> | <u>26-27</u> | <u>27-28</u> | <u>28-29</u> | <u>29-30</u> | <u>BEYOND</u> | <u>TOTAL</u> |
| | PE | | | | | | | | | |
| * Fund Source 2 of 2 | RW | | | | | | | | | |
| * Fund Type: Highway Safety Improvement Program | CON | 472 | | | | | | | | 472 |
| * Funding Agency: | Total: | 472 | | | | | | | | 472 |

| | | | | | | | | | | |
|-----------------------|--------|--------------|--------------|--------------|--------------|--------------|--------------|--------------|---------------|--------------|
| Project Total: | | <u>PRIOR</u> | <u>24-25</u> | <u>25-26</u> | <u>26-27</u> | <u>27-28</u> | <u>28-29</u> | <u>29-30</u> | <u>BEYOND</u> | <u>TOTAL</u> |
| | PE | | | | | | | | | |
| | RW | | | | | | | | | |
| | CON | 525 | | | | | | | | 525 |
| | Total: | 525 | | | | | | | | 525 |

Comments:
***** Version 1 - 05/30/24 *****
Project data transferred from 2022 FTIP.
***** Version 32 - 08/09/2023 *****
***** Version 31 - 04/11/2023 *****
***** Version 1 - 07/12/22 *****
Project data transferred from 2020 FTIP.
***** Version 29 - 04/28/2022 *****
***** Version 1 - 08/14/20 *****
Project data transferred from 2018 FTIP.
***** Version 26 - 02/14/2019 *****
Carry over from 16-14 ** 2019 FTIP adoption

Santa Barbara County Association of Governments - Federal Transportation Improvement Program
(Dollars in Thousands)
Local Highway System

| | | | | | |
|---------------------------------|--------|-----|----------------------------|---|---|
| DIST: 05 | PPNO: | EA: | CTIPS ID: 208-0000-0277 | TITLE (DESCRIPTION): Grouped Projects for Safety Improvement - HSIP (Reduce the frequency and severity of collisions on all public roads. Projects are consistent with the applicable classifications under 23 CFR 771.117(c) and (d). RTP ID: VAR-1. Estimated Total Project Cost =\$7,910,700.) | MPO Aprv: State Aprv: Federal Aprv: |
| CT PROJECT ID: | | | MPO ID.: LOCALHSIP | | |
| COUNTY: Santa Barbara County | ROUTE: | PM: | 0.000 / 0.000 | | EPA TABLE II or III EXEMPT CATEGORY Null |

| | | |
|---------------------------------------|--------|--------|
| IMPLEMENTING AGENCY: Various Agencies | PHONE: | EMAIL: |
| PROJECT MANAGER: | | |

| PROJECT VERSION HISTORY (Printed Version is Shaded) | | | | | Dollars in Thousands - Total For Project | | | |
|---|----------|------------|------------|------------------------------------|--|----------|---------|----|
| Version | Status | Date | Updated By | Change Reason | Amend No. | Prog Con | Prog RW | PE |
| 34 | Active | 03/21/2025 | JMATA | Amendment - New Project | 5 | 7,911 | | |
| 33 | Official | 09/19/2024 | JMATA | Adoption - Carry Over | 0 | 525 | | |
| 32 | Official | 08/09/2023 | JMATA | Amendment - Technical Correction | 7 | 525 | | |
| 31 | Official | 04/13/2023 | JMATA | Amendment - Cost/Scope/Sch. Change | 3 | 525 | | |
| 30 | Official | 09/15/2022 | JMATA | Adoption - Carry Over | 0 | 6,329 | | |
| 29 | Official | 05/10/2022 | JMATA | Amendment - Cost/Scope/Sch. Change | 8 | 7,394 | | |
| 28 | Official | 02/18/2021 | JMATA | Adoption - Carry Over | 0 | 6,598 | | |
| 27 | Official | 12/18/2020 | JMATA | Amendment - Cost/Scope/Sch. Change | 23 | 6,598 | | |
| 26 | Official | 02/21/2019 | JMATA | Amendment - Cost/Scope/Sch. Change | 3 | 9,036 | | |

| | | | | | | | | | | |
|-------------------------|--------|--------------|--------------|--------------|--------------|--------------|--------------|--------------|---------------|--------------|
| * Local Funds - | | <u>PRIOR</u> | <u>24-25</u> | <u>25-26</u> | <u>26-27</u> | <u>27-28</u> | <u>28-29</u> | <u>29-30</u> | <u>BEYOND</u> | <u>TOTAL</u> |
| | PE | | | | | | | | | |
| * Fund Source 1 of 2 | RW | | | | | | | | | |
| * Fund Type: City Funds | CON | | 52 | 325 | 413 | | | | | 791 |
| * Funding Agency: | Total: | | 52 | 325 | 413 | | | | | 791 |

| | | | | | | | | | | |
|---|--------|--------------|--------------|--------------|--------------|--------------|--------------|--------------|---------------|--------------|
| * Other Fed - | | <u>PRIOR</u> | <u>24-25</u> | <u>25-26</u> | <u>26-27</u> | <u>27-28</u> | <u>28-29</u> | <u>29-30</u> | <u>BEYOND</u> | <u>TOTAL</u> |
| | PE | | | | | | | | | |
| * Fund Source 2 of 2 | RW | | | | | | | | | |
| * Fund Type: Highway Safety Improvement Program | CON | 29 | 443 | 2,926 | 3,721 | | | | | 7,120 |
| * Funding Agency: | Total: | 29 | 443 | 2,926 | 3,721 | | | | | 7,120 |

| | | | | | | | | | | |
|-----------------------|--------|--------------|--------------|--------------|--------------|--------------|--------------|--------------|---------------|--------------|
| Project Total: | | <u>PRIOR</u> | <u>24-25</u> | <u>25-26</u> | <u>26-27</u> | <u>27-28</u> | <u>28-29</u> | <u>29-30</u> | <u>BEYOND</u> | <u>TOTAL</u> |
| | PE | | | | | | | | | |
| | RW | | | | | | | | | |
| | CON | 29 | 496 | 3,251 | 4,135 | | | | | 7,911 |
| | Total: | 29 | 496 | 3,251 | 4,135 | | | | | 7,911 |

Comments:
***** Version 34 - 03/21/2025 *****
***** Version 1 - 05/30/24 *****
Project data transfered from 2022 FTIP.
***** Version 32 - 08/09/2023 *****
***** Version 31 - 04/11/2023 *****
***** Version 1 - 07/12/22 *****
Project data transfered from 2020 FTIP.
***** Version 29 - 04/28/2022 *****
***** Version 1 - 08/14/20 *****
Project data transfered from 2018 FTIP.
***** Version 26 - 02/14/2019 *****
Carry over from 16-14 ** 2019 FTIP adoption

Attachment C

Local Highway Safety Improvement Program (HSIP)
2025 FTIP Backup List (Updated on 2/27/2025) - SBCAG

1. **Special Rule (HRRR or VRU)*:** to implement the High-Risk Rural Roads (HRRR) Special Rule and Vulnerable Road User (VRU) Safety Special Rule as defined in section 148(g) of title 23 of the United States Code (U.S.C.), projects of HRRR or VRU Special Rule must use certain Program Codes. Please visit https://safety.fhwa.dot.gov/hsip/hsip_special_rules.cfm for details.

2. **The Expedited Project Selection Procedures (EPSP) process** is used to shift the funding to the current FFY if an HSIP project is ready to move forward to the next phase however the project is not programmed in the current FFY. Visit Local HSIP website for details (<https://dot.ca.gov/programs/local-assistance/fed-and-state-programs/highway-safety-improvement-program/delivery-requirements-status-approved-projects>).

| Unique Project ID | Special Rule (HRRR or VRU)* | District | Agency | Project Location | Description of Work | Total Project Cost | Total Federal Funds (HSIP) | Other/Local Funds | Federal Funds Programmed under "Prior" | Federal Funds Programmed in 2024/25 | Federal Funds Programmed in 2025/26 | Federal Funds Programmed in 2026/27 | Federal Funds Programmed in 2027/28 |
|-------------------|--------------------------------|----------|----------------------|--|---|--------------------|-------------------------------|-------------------|---|--|--|--|--|
| H12-05-011 | VRU | 5 | Santa Barbara | Various traffic signal locations. | Install improved traffic signal hardware, intersection lighting, and install leading pedestrian intervals (LPIs). | \$4,134,700 | \$3,721,230 | \$413,470 | \$0 | \$0 | \$0 | \$3,721,230 | \$0 |
| H12-05-012 | | 5 | Santa Barbara | Four (4) non-signalized intersections: Calle Cesar Chavez at Yonahal, Garden & Cota, Mijas Roundabout, and Yonahal at Helena. | Implement pedestrian crossing improvements, including intersection lighting, rectangular rapid flashing beacons (RRFBs), and curb extensions. | \$2,361,200 | \$2,125,080 | \$236,120 | \$0 | \$0 | \$2,125,080 | \$0 | \$0 |
| H11-05-010 | | 5 | Santa Barbara County | Various locations on Harris Grade Rd. Location 1: between 3,168' and 3,696' south of SR-135; Location 2: between 6,364' and 6,864' south of SR-135; Location 3: approx. 16,770' south of SR-135; and Location 4: between 5,280' and 7,320' north of Rucker Rd. | Install new Midwest Guardrail System, chevrons, and object markers. | \$243,000 | \$218,700 | \$24,300 | \$18,000 | \$200,700 | \$0 | \$0 | \$0 |
| H11-05-011 | VRU | 5 | Santa Barbara County | Multiple locations across Santa Barbara County: Foxen Canyon Road, Harris Grade Road, Dominon Road, Ocean Avenue, Las Palmas Drive, and Bellerive Road. | Upgrade existing Metal Beam Guardrail and end treatments to current Caltrans standards with Midwest Guardrail System. | \$281,800 | \$253,620 | \$28,180 | \$11,250 | \$242,370 | \$0 | \$0 | \$0 |
| H12-05-015 | VRU | 5 | Santa Barbara County | Locations include 1: Brown Rd; 2: Black Rd; 3: Lompoc Casimile Rd; 4: Harris Grade Rd; 5: Harris Grade Rd; 7: Santos Rd; 8: Avenue of Pags Rd; 9: Ladan Dr; 10: Sagunto St; 11: Paradise Rd; 12-14: Stagecoach Rd; and 15: Roble Dr. | Upgrade existing Metal Beam Guardrail (MBGR) to Midwest Guardrail System (MGS). | \$890,000 | \$801,000 | \$89,000 | \$0 | \$0 | \$801,000 | \$0 | \$0 |
| TOTAL | | | | | | \$7,910,700 | \$7,119,630 | \$791,070 | \$29,250 | \$443,070 | \$2,526,080 | \$3,721,230 | \$0 |

Attachment D

A RESOLUTION OF THE SANTA BARBARA
COUNTY ASSOCIATION OF GOVERNMENTS

AMENDMENT NO. 5 TO THE 2025 FEDERAL)
TRANSPORTATION IMPROVEMENT)
PROGRAM FOR MULTIPLE FUNDING)
SOURCES IN THE 2025 FTIP)

RESOLUTION NO. 25-13

WHEREAS, Title 23 Code of Federal Regulations, part 450, and Title 49 Code of Federal Regulations, part 613, require the preparation and updating of a Federal Transportation Improvement Program (FTIP) by the Metropolitan Planning Organization; and

WHEREAS, the Santa Barbara County Association of Governments (SBCAG) has been designated as the Metropolitan Planning Organization for Santa Barbara County; and

WHEREAS, SBCAG, through the conduct of a continuing, comprehensive, and coordinated transportation planning process with applicable federal requirements, has prepared a 2025 FTIP; and

WHEREAS, the 2025 FTIP has been prepared in cooperation with state and local government agencies including Caltrans, local transit operators; and the Air Pollution Control District; and

WHEREAS, the 2025 FTIP must be consistent with the Regional Transportation Plan (RTP) adopted pursuant to Government Code Section 65080; and

WHEREAS, the 2025 FTIP projects have been developed from the 2021 Regional Transportation Plan and 2024 State Transportation Improvement Program; and

WHEREAS, all projects proposed for federal funding or approval under Title 23 Code of Federal Regulations and the Federal Transit Act must be included in a transportation improvement program; and

WHEREAS, because Santa Barbara County is not classified as a nonattainment or maintenance area federal eight-hour ozone standard, it is no longer required to follow air quality conformity measures nor the applicable State Implementation Plan (SIP) as required by the federal Clean Air Act (42 U.S.C. Section 7401 *et seq.*) and the EPA's transportation conformity regulations (40 CFR Part 93, subpart A). (23 CFR § 450.326(a).); and

WHEREAS, the 2025 FTIP was made available for public review and members of the public were given a reasonable opportunity to review the 2025 FTIP before it was adopted by the SBCAG Board on September 19, 2024 (23 CFR § 450.326(b).); and

WHEREAS, revisions to the FTIP requested by Caltrans in order to incorporate the FTIP into the statewide FTIP by the end of the federal fiscal year were adopted by the SBCAG Board on September 19, 2024 after public review; and

WHEREAS, the 2025 FTIP is financially constrained and funds needed to complete the 2025 FTIP are reasonably expected to be available (23 CFR §§ 450.326(k), 450.104).

NOW, THEREFORE, BE IT RESOLVED that the SBCAG Board of Directors amends the 2025 FTIP to include the changes identified in the Staff Report for the 2025 Federal Transportation Improvement Program Formal Amendment No. 5, on April 17, 2025; and

BE IT FURTHER RESOLVED that the SBCAG Board of Directors finds that development of the 2025 FTIP was made in accordance with public involvement procedures originally adopted by SBCAG on November 10, 1994 and updated on March 24, 2002; December 20, 2007, October 20, 2011, August 20, 2015, and September 19, 2019 in accordance with Title 23, Code of Federal Regulations, section 450.316; and

BE IT FURTHER RESOLVED that the SBCAG Board of Directors finds that 2025 FTIP is consistent with metropolitan planning regulations from 23 Code of Federal Regulations Part 450; and

BE IT FURTHER RESOLVED that the SBCAG Board of Directors finds that the amended 2025 FTIP is consistent with the RTP adopted in 2021; and

BE IT FURTHER RESOLVED that the 2025 FTIP as amended is financially constrained and funds needed to complete the 2025 FTIP are reasonably expected to be available; and

BE IT FURTHER RESOLVED that because Santa Barbara County is not classified as a nonattainment or maintenance area for the federal eight-hour ozone standard, the 2025 FTIP is not required to follow air quality conformity measures nor the applicable State Implementation Plan (SIP) as required by the federal Clean Air Act (42 U.S.C. Section 7401 *et seq.*) and the

EPA's transportation conformity regulations (40 CFR Part 93, subpart A). (23 CFR § 450.326(a).);
and

BE IT FURTHER RESOLVED that the inclusion of any federally-funded projects in the
2025 FTIP, including all amendments, constitutes the federal project selection procedures for
Santa Barbara County, and any projects programmed in the FTIP may proceed to implementation
without further project selection action by SBCAG.

PASSED AND ADOPTED this 17th day of April 2025 by the following vote:


AYES: CHAIR ROWSE, VICE CHAIR NELSON, DIRECTORS BROWN, CAPPS,
CLARK, HARTMANN, JULIAN, LAVAGNINO, LEE, MOSBY, PATINO,
PEROTTE AND SILVA

NOES: NONE


ABSENT: NONE


ABSTAIN: NONE

ATTEST: NONE



Marjie Kim
Executive Director



Randy Rowse, Chair
Santa Barbara County
Association of Governments
Date:  _____

APPROVED AS TO FORM:

Rachel Van Mullem
County Counsel



By: _____
Senior Deputy County Counsel

TABLE 1: REVENUE

Santa Barbara County Association of Governments
2025 FTIP
Amendment 5
(\$'s in 1,000)

| Funding Source | | NOTES | 4 YEAR (FTIP Period) | | | | | | | |
|--------------------|---|-------|----------------------|-----------|-----------|-----------|-----------|-----------|-----------|-----------|
| | | | FY 2025 | | FY 2026 | | FY 2027 | | FY 2028 | |
| | | | Amendment | | Amendment | | Amendment | | Amendment | |
| | | | Prior | Current | Prior | Current | Prior | Current | Prior | Current |
| | | | No. 4 | No. 5 | No. 4 | No. 5 | No. 4 | No. 5 | No. 4 | No. 5 |
| LOCAL | Sales Tax | | \$606 | \$606 | \$26,980 | \$26,980 | | | | |
| | City | | | | | | | | | |
| | County | | \$606 | \$606 | \$26,980 | \$26,980 | | | | |
| | Gas Tax | | | | | | | | | |
| | Gas Tax (Subventions to Cities) | | | | | | | | | |
| | Gas Tax (Subventions to Counties) | | | | | | | | | |
| | Other Local Funds | | \$2,045 | \$2,097 | \$10,575 | \$10,900 | \$9,575 | \$9,988 | \$227 | \$227 |
| | County General Funds | | | | \$141 | \$141 | \$693 | \$693 | \$227 | \$227 |
| | City General Funds | | \$2,045 | \$2,097 | \$10,434 | \$10,759 | \$8,882 | \$9,295 | | |
| | Street Taxes and Developer Fees | | | | | | | | | |
| | RSTP Exchange funds | | | | | | | | | |
| REGIONAL | Transit | | | | | | | | | |
| | Transit Fares | | | | | | | | | |
| | Other (See Appendix 1) | | \$41,502 | \$41,502 | \$79,306 | \$79,306 | \$28,888 | \$28,888 | \$28,750 | \$28,750 |
| | Local Total | | \$44,153 | \$44,205 | \$116,861 | \$117,186 | \$38,463 | \$38,876 | \$28,977 | \$28,977 |
| | Tolls | | | | | | | | | |
| | Bridge | | | | | | | | | |
| | Corridor | | | | | | | | | |
| | Regional Sales Tax | | | | | | | | | |
| | Other (See Appendix 2) | | | | | | | | | |
| | Regional Total | | | | | | | | | |
| STATE | State Highway Operations and Protection Program (SHOPP) ¹ | | \$122,912 | \$122,912 | \$113,218 | \$113,218 | \$41,164 | \$41,164 | \$117,633 | \$117,633 |
| | SHOPP | | \$122,002 | \$122,002 | \$111,208 | \$111,208 | \$39,764 | \$39,764 | \$117,633 | \$117,633 |
| | SHOPP Prior | | | | | | | | | |
| | State Minor Program | | \$910 | \$910 | \$2,010 | \$2,010 | \$1,400 | \$1,400 | | |
| | State Transportation Improvement Program (STIP) ¹ | | \$332 | \$332 | \$18,759 | \$18,759 | \$332 | \$332 | \$332 | \$332 |
| | STIP | | \$332 | \$332 | \$18,759 | \$18,759 | \$332 | \$332 | \$332 | \$332 |
| | STIP Prior | | | | | | | | | |
| | State Bond | | | | | | | | | |
| | Proposition 1A (High Speed Passenger Train Bond Program) | | | | | | | | | |
| | Proposition 1B (Highway Safety, Traffic Reduction, Air Quality, and Port Security Bond Act of 2006) | | | | | | | | | |
| | Active Transportation Program (ATP) ¹ | | \$5,468 | \$5,468 | \$16,975 | \$16,975 | \$52,451 | \$52,451 | | |
| | Highway Maintenance (HM) Program ¹ | | | | | | | | | |
| | Highway Bridge Program (HBP) ¹ | | \$11,589 | \$11,589 | \$1,719 | \$1,719 | | | \$5,739 | \$5,739 |
| | Road Repair and Accountability Act of 2017 (SB1) | | | | | | | | | |
| | Traffic Congestion Relief Program (TCRP) | | | | | | | | | |
| | State Transit Assistance (STA)(e.g., population/revenue based, Prop 42) | | | | | | | | | |
| FEDERAL TRANSIT | Local Transportation Climate Adaptation Program (LTCAP) ¹ | | | | | | | | | |
| | Other (See Appendix 3) | | \$380 | \$380 | | | | | | |
| | State Total | | \$140,681 | \$140,681 | \$150,671 | \$150,671 | \$93,947 | \$93,947 | \$123,704 | \$123,704 |
| | 5307 - Urbanized Area Formula Grants | | \$17,571 | \$17,571 | \$14,582 | \$14,582 | \$13,316 | \$13,316 | \$11,552 | \$11,552 |
| | 5309 - Fixed Guideway Capital Investment Grants | | | | | | | | | |
| | 5309b - New and Small Starts (Capital Investment Grants) | | | | | | | | | |
| | 5309c - Bus and Bus Related Grants | | | | | | | | | |
| | 5310 - Enhanced Mobility of Seniors and Individuals with Disabilities | | \$452 | \$452 | \$267 | \$267 | | | | |
| | 5311 - Formula Grants for Rural Areas | | \$691 | \$691 | \$380 | \$380 | | | | |
| | 5311f - Intercity Bus | | | | | | | | | |
| | 5337 - State of Good Repair Grants | | | | | | | | | |
| FEDERAL HIGHWAY | 5339 - Bus and Bus Facilities Formula Grants | | \$2,745 | \$2,745 | \$425 | \$425 | \$425 | \$425 | \$425 | \$425 |
| | FTA Transfer from Prior FTIP | | \$12,073 | \$12,073 | \$5,409 | \$5,409 | \$5,409 | \$5,409 | \$5,409 | \$5,409 |
| | Other (See Appendix 4) | | | | | | | | | |
| | Federal Transit Total | | \$33,532 | \$33,532 | \$21,063 | \$21,063 | \$19,150 | \$19,150 | \$17,386 | \$17,386 |
| | Congestion Mitigation and Air Quality (CMAQ) Improvement Program | | | | | | | | | |
| | Construction of Ferry Boats and Ferry Terminal Facilities (Ferry Boat Program) | | | | | | | | | |
| | Coordinated Border Infrastructure Program | | | | | | | | | |
| | Federal Lands Access Program | | | | | | | | | |
| | Federal Lands Transportation Program | | | | | | | | | |
| | GARVEE Bonds Debt Service Payments | | | | | | | | | |
| | Highway Infrastructure Program (HIP) | | | | | | | | | |
| FEDERAL RAIL | High Priority Projects (HPP) and Demo | | | | | | | | | |
| | Highway Safety Improvement Program (HSIP) | | | \$443 | | \$2,926 | | \$3,721 | | |
| | National Highway Freight Program (NHFP) | | | | | | | | | |
| | Nationally Significant Freight and Highway Projects (FASTLANE/INFRA Grants) | | | | | | | | | |
| | Railway-Highway Crossings Program | | | | | | | | | |
| | Recreational Trails Program | | | | | | | | | |
| | SAFETEA-LU Safe Routes to School (SRTS) | | | | | | | | | |
| | Surface Transportation Block Grant Program (STBGP/RSTP) | | | | | | | | | |
| | Tribal Transportation Program | | | | | | | | | |
| | Carbon Reduction Program (CRP) | | | | \$1,587 | \$1,587 | | | | |
| | Promoting Resilient Operations for Transformative (PROTECT) | | | | | | | | | |
| INNOVATIVE FINANCE | Other (see Appendix 5) | | \$11,156 | \$11,156 | \$329 | \$329 | \$568 | \$568 | \$529 | \$529 |
| | Federal Highway Total | | \$11,156 | \$11,599 | \$1,916 | \$4,842 | \$568 | \$4,289 | \$529 | \$529 |
| | Other Federal Railroad Administration (see Appendix 6) | | | | | | | | | |
| | Federal Railroad Administration Total | | | | | | | | | |
| | Federal Total | | \$44,688 | \$45,131 | \$22,979 | \$25,905 | \$19,718 | \$23,439 | \$17,915 | \$17,915 |
| | TIFIA (Transportation Infrastructure Finance and Innovation Act) | | | | | | | | | |
| | Other (See Appendix 7) | | | | | | | | | |
| | Innovative Financing Total | | | | | | | | | |
| | REVENUE TOTAL | | \$229,522 | \$230,017 | \$290,511 | \$293,762 | \$152,128 | \$156,262 | \$170,596 | \$170,596 |

Financial Summary Notes:
¹ State Programs that include both state and federal funds.

² Not all RSTP Exchange funds are shown in the Revenue financial table because not all RSTP Funds are being programmed in the FTIP at this time.

TABLE 1: REVENUE - APPENDICES

Santa Barbara County Association of Governments
2025 FTIP
Amendment 5
(\$'s in 1,000)

Appendix 1 - Local Other

| Local Other | | Appendix 1 - Local Other | | | | | | | | CURRENT TOTAL |
|---------------------------------|--|--------------------------|----------|----------|----------|----------|----------|----------|----------|---------------|
| | | FY 2025 | | FY 2026 | | FY 2027 | | FY 2028 | | |
| | | Prior | Current | Prior | Current | Prior | Current | Prior | Current | |
| LTf | | \$2,096 | \$2,096 | | | | | \$744 | \$744 | \$2,840 |
| LTf - Advance construction fund | | \$4,590 | \$4,590 | \$43,226 | \$43,226 | | | | | \$47,816 |
| TDA | | \$33,751 | \$33,751 | \$29,714 | \$29,714 | \$28,888 | \$28,888 | \$28,006 | \$28,006 | \$120,359 |
| Local Measure | | | | | | | | | | |
| SBCAG Measure A | | | | | | | | | | |
| Private funds | | \$65 | \$65 | | | | | | | \$65 |
| Developer Fees | | \$1,000 | \$1,000 | \$6,366 | \$6,366 | | | | | \$7,366 |
| Local Other Total | | \$41,502 | \$41,502 | \$79,306 | \$79,306 | \$28,888 | \$28,888 | \$28,750 | \$28,750 | \$178,446 |

Appendix 2 - Regional Other

[illegible]

Appendix 3 - State Other

| State Other | FY 2025 | | FY 2026 | | FY 2027 | | FY 2028 | | CURRENT TOTAL |
|---|---------|---------|---------|---------|---------|---------|---------|---------|------------------|
| | Prior | Current | Prior | Current | Prior | Current | Prior | Current | |
| CA Hybrid and Zero Emission Truck and Bus Voucher Incentive Program | | | | | | | | | |
| Local Bridge Seismic Retrofit Account Fund (State Bond) | | | | | | | | | |
| COVID Relief Funds - STIP Fund | | | | | | | | | |
| State SB1 Local Partnership Formula | \$380 | \$380 | | | | | | | \$380 |
| | | | | | | | | | |
| | | | | | | | | | |
| | | | | | | | | | |
| | | | | | | | | | |
| | | | | | | | | | |
| | | | | | | | | | |
| | | | | | | | | | |
| | | | | | | | | | |
| | | | | | | | | | |
| | | | | | | | | | |
| | | | | | | | | | |
| | | | | | | | | | |
| | | | | | | | | | |
| | | | | | | | | | |
| | | | | | | | | | |
| | | | | | | | | | |
| | | | | | | | | | |
| | | | | | | | | | |
| | | | | | | | | | |
| | | | | | | | | | |
| | | | | | | | | | |
| | | | | | | | | | |
| | | | | | | | | | |
| | | | | | | | | | |
| | | | | | | | | | |
| | | | | | | | | | |
| | | | | | | | | | |
| | | | | | | | | | |
| | | | | | | | | | |
| | | | | | | | | | |
| | | | | | | | | | |
| | | | | | | | | | |
| | | | | | | | | | |
| | | | | | | | | | |
| | | | | | | | | | |
| | | | | | | | | | |
| | | | | | | | | | |
| | | | | | | | | | |
| | | | | | | | | | |
| | | | | | | | | | |
| | | | | | | | | | |
| | | | | | | | | | |
| | | | | | | | | | |
| | | | | | | | | | |
| | | | | | | | | | |
| | | | | | | | | | |
| | | | | | | | | | |
| | | | | | | | | | |
| | | | | | | | | | |
| | | | | | | | | | |
| | | | | | | | | | |
| | | | | | | | | | |
| | | | | | | | | | |
| | | | | | | | | | |
| | | | | | | | | | |
| | | | | | | | | | |
| | | | | | | | | | |
| | | | | | | | | | |
| | | | | | | | | | |
| | | | | | | | | | |
| | | | | | | | | | |
| | | | | | | | | | |
| | | | | | | | | | |
| | | | | | | | | | |
| | | | | | | | | | |
| | | | | | | | | | |
| | | | | | | | | | |
| | | | | | | | | | |
| | | | | | | | | | |
| | | | | | | | | | |
| | | | | | | | | | |
| | | | | | | | | | |
| | | | | | | | | | |
| | | | | | | | | | |
| | | | | | | | | | |
| | | | | | | | | | |
| | | | | | | | | | |
| | | | | | | | | | |
| | | | | | | | | | |
| | | | | | | | | | |
| | | | | | | | | | |
| | | | | | | | | | |
| | | | | | | | | | |
| | | | | | | | | | |
| | | | | | | | | | |
| | | | | | | | | | |
| | | | | | | | | | |
| | | | | | | | | | |
| | | | | | | | | | |
| | | | | | | | | | |
| | | | | | | | | | |
| | | | | | | | | | |
| | | | | | | | | | |
| | | | | | | | | | |
| | | | | | | | | | |
| | | | | | | | | | |
| | | | | | | | | | |
| | | | | | | | | | |
| | | | | | | | | | |
| | | | | | | | | | |
| | | | | | | | | | |
| | | | | | | | | | |
| | | | | | | | | | |
| | | | | | | | | | |
| | | | | | | | | | |
| | | | | | | | | | |
| | | | | | | | | | |
| | | | | | | | | | |
| | | | | | | | | | |
| | | | | | | | | | |
| | | | | | | | | | |
| | | | | | | | | | |
| | | | | | | | | | |
| | | | | | | | | | |
| | | | | | | | | | |

Appendix 4 - Federal Transit Other

[illegible]

Appendix 5 - Federal Highway Other

[illegible]

Appendix 6 - Federal Railroad Administration Other

[illegible]

Appendix 7 - Innovative Other

[illegible]

TABLE 2: PROGRAMMED

Santa Barbara County Association of Governments
2025 FTIP
Amendment 5
(\$'s in 1,000)

| | FUNDING SOURCES | N O T E S | 4 YEAR (FTIP Period) | | | | | | | | TOTAL CURRENT |
|--------------------|---|-----------------------|----------------------|------------------|----------------|------------------|----------------|------------------|----------------|------------------|------------------|
| | | | FY 2025 | | FY 2026 | | FY 2027 | | FY 2028 | | |
| | | | Amendment | | Amendment | | Amendment | | Amendment | | |
| | | | Prior No. 4 | Current No. 5 | Prior No. 4 | Current No. 5 | Prior No. 4 | Current No. 5 | Prior No. 4 | Current No. 5 | |
| LOCAL | Local Total | | \$44,153 | \$44,205 | \$116,861 | \$117,186 | \$38,463 | \$38,876 | \$28,977 | \$28,977 | \$229,244 |
| REGIONAL | Tolls | | | | | | | | | | |
| | Bridge | | | | | | | | | | |
| | Corridor | | | | | | | | | | |
| | Regional Sales Tax | | | | | | | | | | |
| | Other (See Appendix A) | | | | | | | | | | |
| | Regional Total | | | | | | | | | | |
| STATE | State Highway Operations and Protection Program (SHOPP) ¹ | | \$122,912 | \$122,912 | \$113,218 | \$113,218 | \$41,164 | \$41,164 | \$117,633 | \$117,633 | \$394,927 |
| | SHOPP | | \$122,002 | \$122,002 | \$111,208 | \$111,208 | \$39,764 | \$39,764 | \$117,633 | \$117,633 | \$390,607 |
| | SHOPP Prior | | | | | | | | | | |
| | State Minor Program | | \$910 | \$910 | \$2,010 | \$2,010 | \$1,400 | \$1,400 | | | \$4,320 |
| | State Transportation Improvement Program (STIP) ¹ | | \$332 | \$332 | \$18,759 | \$18,759 | \$332 | \$332 | \$332 | \$332 | \$19,755 |
| | STIP | | \$332 | \$332 | \$18,759 | \$18,759 | \$332 | \$332 | \$332 | \$332 | \$19,755 |
| | STIP Prior | | | | | | | | | | |
| | State Bond | | | | | | | | | | |
| | Proposition 1A (High Speed Passenger Train Bond Program) | | | | | | | | | | |
| | Proposition 1B (Highway Safety, Traffic Reduction, Air Quality, and Port Security Bond Act of 2006) | | | | | | | | | | |
| | Active Transportation Program ¹ | | \$5,468 | \$5,468 | \$16,975 | \$16,975 | \$52,451 | \$52,451 | | | \$74,894 |
| | Highway Maintenance (HM) Program ¹ | | | | | | | | | | |
| | Highway Bridge Program (HBP) ¹ | | \$11,589 | \$11,589 | \$1,719 | \$1,719 | | | \$5,739 | \$5,739 | \$19,047 |
| | Road Repair and Accountability Act of 2017 (SB1) | | | | | | | | | | |
| | Traffic Congestion Relief Program (TCRP) | | | | | | | | | | |
| | State Transit Assistance (STA)(e.g., population/revenue based, Prop 42) | | | | | | | | | | |
| | Local Transportation Climate Adaptation Program (LTCAP) ¹ | | | | | | | | | | |
| | Other (See Appendix B) | | \$380 | \$380 | | | | | | | \$380 |
| | State Total | | \$140,681 | \$140,681 | \$150,671 | \$150,671 | \$93,947 | \$93,947 | \$123,704 | \$123,704 | \$509,003 |
| FEDERAL TRANSIT | 5307 - Urbanized Area Formula Grants | | \$17,571 | \$17,571 | \$14,582 | \$14,582 | \$13,316 | \$13,316 | \$11,552 | \$11,552 | \$57,021 |
| | 5309 - Fixed Guideway Capital Investment Grants | | | | | | | | | | |
| | 5309b - New and Small Starts (Capital Investment Grants) | | | | | | | | | | |
| | 5309c - Bus and Bus Related Grants | | | | | | | | | | |
| | 5310 - Enhanced Mobility of Seniors and Individuals with Disabilities | | \$452 | \$452 | \$267 | \$267 | | | | | \$719 |
| | 5311 - Formula Grants for Rural Areas | | \$691 | \$691 | \$380 | \$380 | | | | | \$1,071 |
| | 5311f - Intercity Bus | | | | | | | | | | |
| | 5337 - State of Good Repair Grants | | | | | | | | | | |
| | 5339 - Bus and Bus Facilities Formula Grants | | \$2,745 | \$2,745 | \$425 | \$425 | \$425 | \$425 | \$425 | \$425 | \$4,020 |
| | FTA Transfer from Prior FTIP | | | | | | | | | | |
| | Other (See Appendix C) | | \$12,073 | \$12,073 | \$5,409 | \$5,409 | \$5,409 | \$5,409 | \$5,409 | \$5,409 | \$28,300 |
| | | Federal Transit Total | | \$33,532 | \$33,532 | \$21,063 | \$21,063 | \$19,150 | \$19,150 | \$17,386 | \$17,386 |
| FEDERAL HIGHWAY | Congestion Mitigation and Air Quality (CMAQ) Improvement Program | | | | | | | | | | |
| | Construction of Ferry Boats and Ferry Terminal Facilities (Ferry Boat Program) | | | | | | | | | | |
| | Coordinated Border Infrastructure Program | | | | | | | | | | |
| | Federal Lands Access Program | | | | | | | | | | |
| | Federal Lands Transportation Program | | | | | | | | | | |
| | GARVEE Bonds Debt Service Payments | | | | | | | | | | |
| | Highway Infrastructure Program (HIP) | | | | | | | | | | |
| | High Priority Projects (HPP) and Demo | | | | | | | | | | |
| | Highway Safety Improvement Program (HSIP) | | | \$443 | | \$2,926 | | \$3,721 | | | \$7,090 |
| | National Highway Freight Program (NHFP) | | | | | | | | | | |
| | Nationally Significant Freight and Highway Projects (FASTLANE/INFRA Grants) | | | | | | | | | | |
| | Railway-Highway Crossings Program | | | | | | | | | | |
| | Recreational Trails Program | | | | | | | | | | |
| | SAFETEA-LU Safe Routes to School (SRTS) | | | | | | | | | | |
| | Surface Transportation Block Grant Program (STBGP/RSTP) | | | | | | | | | | |
| | Tribal Transportation Program | | | | | | | | | | |
| | Carbon Reduction Program (CRP) | | | | \$1,587 | \$1,587 | | | | | \$1,587 |
| | Promoting Resilient Operations for Transformative (PROTECT) | | | | | | | | | | |
| | Other (see Appendix D) | | \$11,156 | \$11,156 | \$329 | \$329 | \$568 | \$568 | \$529 | \$529 | \$12,582 |
| | Federal Highway Total | | \$11,156 | \$11,599 | \$1,916 | \$4,842 | \$568 | \$4,289 | \$529 | \$529 | \$21,259 |
| FEDERAL RAIL | Other Federal Railroad Administration (see Appendix E) | | | | | | | | | | |
| | Federal Railroad Administration Total | | | | | | | | | | |
| | Federal Total | | \$44,688 | \$45,131 | \$22,979 | \$25,905 | \$19,718 | \$23,439 | \$17,915 | \$17,915 | \$112,390 |
| INNOVATIVE FINANCE | TIFIA (Transportation Infrastructure Finance and Innovation Act) | | | | | | | | | | |
| | Other (See Appendix F) | | | | | | | | | | |
| | Innovative Financing Total | | | | | | | | | | |
| PROGRAMMED TOTAL | | | \$229,522 | \$230,017 | \$290,511 | \$293,762 | \$152,128 | \$156,262 | \$170,596 | \$170,596 | \$850,637 |

MPO Financial Summary Notes:
¹ State Programs that include both state and federal funds.

[illegible]

TABLE 3: REVENUE-PROGRAMMED

Santa Barbara County Association of Governments
2025 FTIP
Amendment 5
(\$'s in 1,000)

| FUNDING SOURCES | | 4 YEAR (FTIP Period) | | | | | | | | TOTAL CURRENT |
|--|---|----------------------|---------|-----------|---------|-----------|---------|-----------|---------|------------------|
| | | FY 2025 | | FY 2026 | | FY 2027 | | FY 2028 | | |
| | | Amendment | | Amendment | | Amendment | | Amendment | | |
| | | Prior | Current | Prior | Current | Prior | Current | Prior | Current | |
| | | No. 4 | No. 5 | No. 4 | No. 5 | No. 4 | No. 5 | No. 4 | No. 5 | |
| LOCAL | Local Total | | | | | | | | | |
| REGIONAL | Tolls | | | | | | | | | |
| | Bridge | | | | | | | | | |
| | Corridor | | | | | | | | | |
| | Regional Sales Tax | | | | | | | | | |
| | Other | | | | | | | | | |
| | Regional Total | | | | | | | | | |
| STATE | State Highway Operations and Protection Program (SHOPP) ¹ | | | | | | | | | |
| | SHOPP | | | | | | | | | |
| | SHOPP Prior | | | | | | | | | |
| | State Minor Program | | | | | | | | | |
| | State Transportation Improvement Program (STIP) ¹ | | | | | | | | | |
| | STIP | | | | | | | | | |
| | STIP Prior | | | | | | | | | |
| | State Bond | | | | | | | | | |
| | Proposition 1A (High Speed Passenger Train Bond Program) | | | | | | | | | |
| | Proposition 1B (Highway Safety, Traffic Reduction, Air Quality, and Port Security Bond Act of 2006) | | | | | | | | | |
| | Active Transportation Program ¹ | | | | | | | | | |
| | Highway Maintenance (HM) Program ¹ | | | | | | | | | |
| | Highway Bridge Program (HBP) ¹ | | | | | | | | | |
| | Road Repair and Accountability Act of 2017 (SB1) | | | | | | | | | |
| | Traffic Congestion Relief Program (TCRP) | | | | | | | | | |
| | State Transit Assistance (STA)(e.g., population/revenue based, Prop 42) | | | | | | | | | |
| Local Transportation Climate Adaptation Program (LTCAP) ¹ | | | | | | | | | | |
| Other | | | | | | | | | | |
| | State Total | | | | | | | | | |
| FEDERAL TRANSIT | 5307 - Urbanized Area Formula Grants | | | | | | | | | |
| | 5309 - Fixed Guideway Capital Investment Grants | | | | | | | | | |
| | 5309b - New and Small Starts (Capital Investment Grants) | | | | | | | | | |
| | 5309c - Bus and Bus Related Grants | | | | | | | | | |
| | 5310 - Enhanced Mobility of Seniors and Individuals with Disabilities | | | | | | | | | |
| | 5311 - Formula Grants for Rural Areas | | | | | | | | | |
| | 5311f - Intercity Bus | | | | | | | | | |
| | 5337 - State of Good Repair Grants | | | | | | | | | |
| | 5339 - Bus and Bus Facilities Formula Grants | | | | | | | | | |
| | FTA Transfer from Prior FTIP | | | | | | | | | |
| | Other | | | | | | | | | |
| | Federal Transit Total | | | | | | | | | |
| FEDERAL HIGHWAY | Congestion Mitigation and Air Quality (CMAQ) Improvement Program | | | | | | | | | |
| | Construction of Ferry Boats and Ferry Terminal Facilities (Ferry Boat Program) | | | | | | | | | |
| | Coordinated Border Infrastructure Program | | | | | | | | | |
| | Federal Lands Access Program | | | | | | | | | |
| | Federal Lands Transportation Program | | | | | | | | | |
| | GARVEE Bonds Debt Service Payments | | | | | | | | | |
| | Highway Infrastructure Program (HIP) | | | | | | | | | |
| | High Priority Projects (HPP) and Demo | | | | | | | | | |
| | Highway Safety Improvement Program (HSIP) | | | | | | | | | |
| | National Highway Freight Program (NHFP) | | | | | | | | | |
| | Nationally Significant Freight and Highway Projects (FASTLANE/INFRA Grants) | | | | | | | | | |
| | Railway-Highway Crossings Program | | | | | | | | | |
| | Recreational Trails Program | | | | | | | | | |
| | SAFETEA-LU Safe Routes to School (SRTS) | | | | | | | | | |
| | Surface Transportation Block Grant Program (STBGP/RSTP) | | | | | | | | | |
| | Tribal Transportation Program | | | | | | | | | |
| | Carbon Reduction Program (CRP) | | | | | | | | | |
| | Promoting Resilient Operations for Transformative (PROTECT) | | | | | | | | | |
| Other | | | | | | | | | | |
| | Federal Highway Total | | | | | | | | | |
| FEDERAL RAIL | Other Federal Railroad Administration | | | | | | | | | |
| | Federal Railroad Administration Total | | | | | | | | | |
| | Federal Total | | | | | | | | | |
| INNOVATIVE FINANCE | TIFIA (Transportation Infrastructure Finance and Innovation Act) | | | | | | | | | |
| | Other | | | | | | | | | |
| | Innovative Financing Total | | | | | | | | | |
| REVENUE - PROGRAM TOTAL | | | | | | | | | | |

2024 Metropolitan Transportation Improvement Program

By Fund Type

| | | Total | Prior | 24/25 | 25/26 | 26/27 | 27/28 | Future | PE | RW | CON |
|--|--------------------------|--------------------|--------------------|------------------|------------------|------------------|------------------|-----------------|------------------|-----------------|--------------------|
| STA Transit Assist Fund Total | Other State | \$7,353 | \$7,353 | | | | | | | | \$7,353 |
| State Local Partnership Fund Total | Other State | \$10,462 | \$10,082 | \$380 | | | | | | \$7,878 | \$2,584 |
| Transit and Intercity Rail Capital Program (TIRCP) Fur | Other State | \$2,074 | \$2,074 | | | | | | | | \$2,074 |
| COVID Relief Funds - STIP Fund Total | RIP | \$2,678 | \$2,678 | | | | | | | | \$2,678 |
| National Hwy System Fund Total | RIP | \$1,040 | \$1,040 | | | | | | \$1,040 | | |
| State Cash Fund Total | RIP | \$15,247 | \$15,247 | | | | | | \$13,422 | | \$1,825 |
| STIP Advance Construction Fund Total | RIP | \$87,311 | \$67,250 | \$332 | \$18,759 | \$332 | \$332 | \$306 | \$18,841 | \$13,911 | \$54,559 |
| State Cash Fund Total | RIP Prior | \$2,250 | \$2,250 | | | | | | \$2,250 | | |
| STIP Advance Construction Fund Total | RIP Prior | \$19,035 | \$19,035 | | | | | | \$15,895 | \$3,140 | |
| STP Local Fund Total | RSTP | \$21,085 | \$21,085 | | | | | | \$1,145 | \$40 | \$19,900 |
| SHOPP Advance Construction (AC) Fund Total | SHOPP - Bridge Preserv | \$107,789 | \$69,124 | \$1,210 | \$6,214 | \$5,185 | \$26,056 | | | | \$107,789 |
| SHOPP Advance Construction (AC) Fund Total | SHOPP - Collision Reduc | \$48,469 | \$7,277 | \$23,966 | \$2,360 | \$5,000 | \$9,866 | | | | \$48,469 |
| SHOPP Advance Construction (AC) Fund Total | SHOPP - Mandates | \$16,648 | \$8,109 | \$8,539 | | | | | | | \$16,648 |
| SHOPP Advance Construction (AC) Fund Total | SHOPP - Mobility | \$1 | \$0 | \$1 | | | | | | | \$1 |
| SHOPP Advance Construction (AC) Fund Total | SHOPP - Roadway Pres | \$268,677 | \$32,493 | \$85,640 | \$98,002 | \$29,579 | \$22,963 | | | | \$268,677 |
| SHOPP Advance Construction (AC) Fund Total | SHOPP - Sustainability a | \$66,026 | \$0 | \$2,646 | \$4,632 | | \$58,748 | | \$6,985 | \$293 | \$58,748 |
| Local Bridge Seismic Retrofit Account Fund Total | State Bond | \$611 | \$611 | | | | | | | | \$611 |
| Public Transportation Modernization Improvement Fun | State Bond | \$520 | \$520 | | | | | | | | \$520 |
| Road Repair and Accountability Act of 2017 Fund Tote | State SB1 | \$119,301 | \$119,301 | | | | | | \$429 | \$102 | \$118,770 |
| Road Repair and Accountability Act of 2017 Fund Tote | State SB1 LPP | \$750 | \$750 | | | | | | \$490 | \$260 | |
| Road Repair and Accountability Act of 2017 Fund Tote | State SB1 SCCP | \$122,710 | \$122,710 | | | | | | | | \$122,710 |
| Road Repair and Accountability Act of 2017 Fund Tote | State SB1 TCEP | \$51,000 | \$51,000 | | | | | | | | \$51,000 |
| Total Programmed for all Funds: | | \$2,393,991 | \$1,505,459 | \$230,017 | \$293,762 | \$156,262 | \$170,596 | \$19,100 | \$139,119 | \$66,846 | \$2,188,026 |