

**SBCAG** SANTA BARBARA COUNTY ASSOCIATION OF GOVERNMENTS

**2023  
Federal  
Transportation  
Improvement  
Program**

**For Santa Barbara County**



**This page left intentionally blank.**

## 2023 FTIP Table of Contents

### **CHAPTER 1 – Overview**

2023 FTIP Introduction and Purpose .....	1
How is the FTIP Organized? .....	2
FTIP Requirements .....	3
FTIP Development .....	4
FTIP Development Schedule .....	4
Public Involvement and Interagency Consultation .....	4
Title VI Compliance .....	5
Consistency with the Regional Transportation Plan: Connected 2050.....	5
FTIP Funding Period .....	6
Financial Documentation.....	6
Air Quality Conformity .....	6
Transportation Control Measures .....	6
Implementation of 2021 FTIP Projects.....	7
FTIP Amendment Procedures.....	7
Expedited Project Selection Procedures.....	9
Fund Management.....	9
Annual Listing of Obligated Projects .....	9
How the FTIP Addresses Federal Requirements for Performance Measures .....	10

### **CHAPTER 2 – Financial Plan & Financial Constraint**

Introduction and Purpose .....	34
Need for Financial Plans and Financial Constraint.....	34
The 2023 FTIP .....	34
Year of Expenditure Dollars for Project Cost Estimates .....	34
System Preservation, Operation, and Maintenance Costs .....	34
Financial Uncertainties.....	36
Financial Constraint Determination.....	36

2023 Federal Transportation Improvement Program (FTIP) - SBCAG

---

**CHAPTER 3 – 2023 FTIP Project Listings by Agency**

Overview ..... 38

Caltrans..... CT20

Easy Lift Transportation ..... EZLIFT08

City of Goleta ..... GOLETA08

City of Guadalupe ..... GUAD4

City of Lompoc ..... LOMPOC9

San Luis Obispo Regional Transit Authority (SLORTA)..... SLORTA1

University of California, Santa Barbara (UCSB) ..... UCSB03

Community Partners in Caring (CPC) ..... CPC01

Santa Barbara County Association of Governments..... SBCAG11

City of Santa Barbara ..... SBCITY22

County of Santa Barbara..... COUNTY19H

Santa Barbara Metropolitan Transit District (SBMTD) ..... MTD1

City of Santa Maria..... SM010

Santa Maria Organization of Transportation Helpers (SMOOTH)..... SMOOTH09

City of Solvang ..... SOLVANG02

Various Agencies ..... LOCALHSIP

**APPENDICES**

Appendix 1: 2023 FTIP Financial Tables ..... AP 1-1

Appendix 2: SBCAG 2023 FTIP - Public Participation Plan..... AP 2-1

Appendix 3: SBCAG Expedited Project Selection Procedures ..... AP 3-1

Appendix 4: FTA 5307 Project Selection Process ..... AP 4-1

Appendix 5: SHOPP Grouped Project Listings ..... AP 5-1

Appendix 6: Highway Safety Improvement Program Grouped Project Listings – HSIP..... AP 6-1

Appendix 7: Local Surface Transportation Program (LSTP) Funding ..... AP 7-1

Appendix 8: Highway Bridge Program Project Listings..... AP 8-1

Appendix 9: Annual Listing of Obligated Projects FFY2021 ..... AP 9-1

Appendix 10: FSTIP/FTIP Administrative Modification and Amendment Procedures..... AP 10-1

Appendix 11: Public Comments Received ..... AP 11-1

Appendix 12: SBCAG Board Resolution ..... AP 12-1

# CHAPTER 1 – Overview

## 2023 FTIP Introduction and Purpose

Every year the Federal Government provides states, regional agencies, counties, cities and transit agencies with funding for thousands of transportation projects throughout the country that help improve the mobility of residents. The funding is received by the federal government through federal gas taxes. The types of projects funded include, but are not limited to, highway, local roadway, public transit, pedestrian, and bicycle. These federally funded projects need to be identified in a document that allows the public an opportunity to see what projects are being funded, which federal funding programs are involved, and when the projects will be delivered. The Federal Transportation Improvement Program (FTIP) is the document that meets this purpose.

The FTIP identifies all federally funded highway, transit and other surface transportation projects in the county (along with their funding sources) that are scheduled for implementation in the following four federal fiscal years, FY 22/23 to FY 25/26. The federal fiscal year begins on October 1 and ends on September 30 and is known by the ending year. The FTIP also includes projects that are subject to federally required action or are regionally significant. The FTIP must be financially constrained by year. This means that the amount of funding devoted to projects must not exceed the amount of estimated funding available. Only projects listed in the FTIP are eligible to receive federal transportation funding.

The Santa Barbara County Association of Governments (SBCAG) is the designated Metropolitan Planning Organization (MPO) for Santa Barbara County and its incorporated cities and must carry out transportation planning and programming responsibilities specified in federal regulations. Among SBCAG's responsibilities includes preparation and adoption of a multi-year FTIP once every two years.

The FTIP serves as the sole reference document that the federal government and the public can review to understand where, when and how federal transportation funds are being spent in Santa Barbara County, including those that SBCAG does not have programming discretion over.

Projects in the FTIP are specifically identified in SBCAG's Regional Transportation Plan (RTP) or are consistent with the RTP's goals, policies, and objectives. FTIP projects also emerge from other transportation plans and programs including the 2022 State Transportation Improvement Program (STIP), 2022 State Highway Operation and Protection Program (SHOPP), the Congestion Management Program (CMP), Measure A's Program of Projects, and from transit plans developed by the region's transit operators and SBCAG, in cooperation with the Santa Barbara County Transit Advisory Committee.

SBCAG's 2023 FTIP is not required to include an air quality conformity determination because Santa Barbara County is not classified as a nonattainment or maintenance area for the federal 8-hour ozone standard and the federal one-hour ozone standard being revoked (effective June 2005). (23 CFR § 450.326(a).) Although SBCAG is no longer required to prepare the air quality conformity analysis, the 2023 FTIP includes non-federally funded, regionally significant projects.

## FTIP Organization

The 2023 FTIP is comprised of three sections.

**Chapter 1, the Overview**, presents a general introduction to the federal transportation improvement planning process, as well as a discussion of the program's federal requirements and highlights of the process used to develop the 2023 FTIP, consistent with those rules.

**Chapter 2, Financial Plan & Financial Constraint**, contains the financial element of the 2023 FTIP. This section includes a summary of the expenditures and revenues by year beginning in FY 2022/23. The information presented in the financial element is required to demonstrate that the FTIP is financially constrained and that anticipated revenues are sufficient to match the programmed expenditures for projects in the FTIP.

**Chapter 3, FTIP Project Sheets**, provides information on each project's scope, lead agency, cost, schedule and funding sources for all of the projects in the 2023 FTIP. Essential project information is listed in this section according to the following state, federal and other funding programs:

- State Transportation Improvement Program (STIP) including:
  - Street and highway projects
  - Intercity passenger rail
  - Project planning, programming and monitoring
- Regional Surface Transportation Program (RSTP)
- Federal Transit including:
  - FTA Section 5307 – Urbanized Area Program
  - FTA Section 5310 – Elderly and Disabled Program
  - FTA Section 5311 – Rural and Small Urban Area Program
  - FTA Section 5311f – Rural Transit & Intercity Bus Program
  - FTA Section 5339 – Bus and Bus Facilities
- Other federal programs including High Priority (Demonstration) Projects
- State Highway Operation and Protection Program (SHOPP)
  - State Grouped Projects (i.e., aggregated program amounts rather than individual projects) including: State minor projects
  - Local Highway Bridge Program (HBP)
  - Highway Maintenance (HM)
  - Highway Safety Improvement Program (HSIP)
- Measure A local transportation sales tax and other locally-collected funds (such as development mitigation fees)

## **FTIP Requirements**

The key regulatory requirements for the FTIP by MPO's are specified in federal law (23 CFR Part 450) and are summarized below.

The FTIP development process and adopted program must incorporate these components:

- The review and approval process must provide reasonable opportunities for public comment including at least one formal public hearing.
- The FTIP shall be published or otherwise made readily available by the MPO for public review, including (to the maximum extent practicable) in electronically accessible formats and means, such as the internet.
- It is consistent with the long range Regional Transportation Plan adopted by SBCAG.
- The program is to be updated every four to five years (depending on federal air attainment quality status).
- It covers a period of at least 4 years and includes a priority list of projects to be implemented during these 4 years.
- The following information is provided for each project:
  - Project description (location, limits, type of work)
  - Total estimated cost
  - Amount of federal funds to be used in each year
  - Sources of federal and non-federal funds
  - Agency responsible for project implementation
  - Transportation Control Measures (TCMs) included in the approved SIP must be identified
- The FTIP is financially constrained and includes a financial plan identifying projects that can be completed using current revenue sources and those that require new revenues. Projects in the first year of the FTIP must have a committed source of funding.
- The process for prioritizing and selecting projects in the FTIP is described.
- The FTIP satisfies federal guidance for Fixing America's Surface Transportation (FAST) Act compliance.

Following its adoption by SBCAG, the FTIP is submitted to Caltrans and incorporated into the Federal Statewide Transportation Improvement Program (FSTIP). Following state approval, the FSTIP is then submitted to the Federal Transit Administration (FTA) and Federal Highway Administration (FHWA) for their approval.

## **FTIP Development**

The 2023 FTIP reflects projects programmed over the four-year FY 22/23 to FY 25/26 period and replaces the 2021 FTIP adopted by SBCAG in February 2021.

After the 2023 FTIP is approved by the SBCAG Board, it will be submitted to Caltrans prior to September 30, 2022. Caltrans receives FTIPs from each MPO throughout the state and organizes them into the Federal State Transportation Improvement Program, or the FSTIP, in October. Once organized, the FSTIP is then submitted to the Federal Highway Administration and Federal Transit Administration by November 16, 2022 for federal approval by December 16, 2022.

### **FTIP Development Schedule**

August 8, 2022	FTIP is released for public review and comment (30-day review period begins)
August 18, 2022	Public Hearing on Draft 2023 FTIP
September 1, 2022	Final 2023 FTIP for TTAC review and recommendation for approval
September 7, 2022	Conclusion of 30-day public review period
September 15, 2022	SBCAG Board approval of Final 2023 FTIP
September 30, 2022	SBCAG submittal of 2023 FTIP to Caltrans
November 16, 2022	State Approval of FSTIP by Caltrans
December 16, 2022	Federal Approval of FSTIP by FHWA/FTA

The following subsections describe the process used to develop the 2023 FTIP to demonstrate how federal requirements have been met during the FTIP development process.

### **Public Involvement and Interagency Consultation**

The FTIP is prepared with the assistance and cooperation of affected state and local agencies including Caltrans, Santa Barbara County Air Pollution Control District, Santa Barbara Metropolitan Transit District, the cities and the County. The Technical Transportation Advisory Committee (TTAC) was used by SBCAG to ensure that these affected public agencies were involved in the development of the FTIP. TTAC is an advisory committee established by the SBCAG Board with membership consisting of one official representing each of the above agencies. TTAC members review the draft 2023 FTIP and will provide input on the FTIP content and project programming.

It is the policy and practice of SBCAG to encourage public participation in the transportation planning and programming process. SBCAG has developed and adopted public participation procedures as required by 23 CFR part 450. SBCAG's most recent version of the Public Participation Plan (2019) is available at



<http://meetings.sbcag.org/Meetings/SBCAG/2019/09%20Sept/Item%206%20SCS%20Outreach/Item%206,%20Attach%20B,%20OptionA%20PPP.pdf>. Although the 2019 Public Participation Plan was adopted to primarily support the RTP/SCS, as discussed below, the RTP/SCS and FTIP must be consistent. The 2019 Public Participation Plan also meets the requirements of Title 23 CFR section 450.316 and thus is appropriate to support the FTIP process. SBCAG's public participation procedures, in place since 1994 and periodically updated, reflect an emphasis on federal requirements including the Americans with Disabilities Act and non-discrimination and environmental justice provisions of Title VI of the 1964 Civil Rights Act and Presidential Executive Order 12898.

The Santa Barbara Metropolitan Transit District (MTD), City of Lompoc Transit (COLT), and Santa Maria Area Transit (SMAT) rely on SBCAG's FTIP public participation process to satisfy the agencies' Federal Transit Administration 5307 Program of Projects public participation requirements. SBCAG meets the public participation requirements for both 5307 and 5339 funds.

These measures, described briefly in the following section, are consistently incorporated to ensure that the largest sources of discretionary funding available to SBCAG are programmed for projects addressing community needs and priorities, and to ensure that the federal goals and requirements are met. SBCAG's Public Participation Plan for the 2023 FTIP is included in **Appendix 2**.

## **Title VI Compliance**

Investments made in the FTIP must be consistent with federal Title VI requirements. Title VI prohibits discrimination on the basis of race, color, and national origin in programs and activities receiving federal financial assistance. Public outreach to and involvement of individuals in low income and minority communities covered under Title VI of the Civil Rights Act and subsequent Civil Rights Restoration Act, and series of federal statues enacted pertaining to environmental justice, are critical to regional planning and programming decisions.

The fundamental principles of environmental justice include:

- Avoiding, minimizing or mitigating disproportionately high and adverse health or environmental effects on minority and low-income populations;
- Ensuring full and fair participation by all potentially affected communities in the transportation decision-making process; and
- Preventing the denial, reduction or significant delay in the receipt of benefits by minority populations and low-income communities.

The decision process by which new projects are selected for inclusion in the TIP must consider equitable solicitation and selection of project candidates in accordance with federal Title VI requirements. SBCAG's Public Participation Plan and Title VI Plan outlines activities and outreach efforts to reach underrepresented populations.

## **Consistency with Regional Transportation Plan: Connected 2050**

When state and federal funds are available for programming, those projects that are selected for inclusion in the FTIP are identified through SBCAG's continuing, comprehensive and cooperative planning process. Transportation goals and policies for the county are set forth in the Regional



Transportation Plan adopted by the SBCAG Board. Major projects programmed in the FTIP, including those that increase highway capacity, are specifically identified in the RTP. Minor projects such as road rehabilitation and bikeway projects are reviewed for consistency with the goals and objectives contained in the RTP.

In addition, criteria used to evaluate projects nominated for SBCAG’s call for projects have been explicitly developed to address regional goals and priorities such as congestion relief and development of alternative transportation modes.

Transportation projects included in this FTIP are consistent with the goals, policies and priorities established in the RTP. This consistency between the FTIP and the Regional Transportation Plan is required under section 450.326 (i) of Title 23 of the Code of Federal Regulations.

**FTIP Funding Period**

The FTIP identifies all federally funded highway, transit and other surface transportation projects in the county (along with their funding sources) that are scheduled for implementation in the following four fiscal years, FY 22/23 to FY 25/26. Projects that include estimated funding in future years (those beyond FY 25/26) are included for informational purposes.

**Financial Documentation**

Chapter 2 of the FTIP contains the financial capacity documentation demonstrating how the projects included in the program can be implemented as required by 23 U.S.C. 134 (h) (2) (B).

After examining and verifying expected revenues from various sources included in the FTIP, the Final 2023 FTIP will provide necessary analyses for SBCAG to determine that the funding needed to complete the projects included in the 2023 FTIP is available and committed.

**Air Quality Conformity**

SBCAG's 2023 FTIP is not required to include an air quality conformity determination because Santa Barbara County is not classified as a nonattainment or maintenance area for the federal 8-hour ozone standard and the federal one-hour ozone standard being revoked (effective June 2005). (23 CFR § 450.326(a).)

**Transportation Control Measures**

The 2023 FTIP includes the following projects below which address Transportation Control Measures (TCMs) included in the adopted 2019 Ozone Plan prepared by the Santa Barbara County Air Pollution Control District.

*Table 1 – Projects Addressing TCM's*

<b>MPO ID</b>	<b>Project</b>	<b>TCM ID</b>	<b>TCM Type</b>
CT123	South Coast 101 HOV Carpinteria (Segment 4A)	T-6	HOV Lanes
CT125	South Coast 101 HOV Padaro (Segment 4B)	T-6	HOV Lanes
CT126	South Coast 101 HOV Summerland	T-6	HOV Lanes

	(Segment 4C)		
CT110	Hwy 101 HOV Lanes Segments D – E: Montecito to Santa Barbara	T-6	HOV Lanes
LOMPOC9	COLT Operating Assistance	T-5	Public Transportation
MTD1	SBMTD Operating Assistance	T-5	Public Transportation
SBCAG29	Rincon Multi-use Trail	T-10	Bicycle/Pedestrian
SM010	SMAT Operating Assistance	T-5	Public Transportation

### Implementation of 2021 FTIP Projects

The 2023 FTIP replaces the 2021 FTIP. Federal regulations require that the FTIP list major projects from the previous FTIP that were implemented and to identify any significant delays in the planned implementation of major projects (23 CFR Section 450.326 (n) (2)).

Major (or Mega) projects are defined as projects with an estimated total cost greater than \$1.0 billion, or projects approaching \$1.0 billion with a high level of interest by the public, Congress, or the Administration.

Per definition, SBCAG does not have any major or mega projects included in the 2021 FTIP that were implemented.

Federal funds are available for obligation for up to three years following the year Congress appropriates them. Under AB 1012 (1999), regional agencies and Caltrans are subject to requirements intended to ensure that federal funds apportioned in California do not lapse. Caltrans reports outstanding balances of federal Transportation Enhancement (TE), Regional Surface Transportation Program (RSTP) and Congestion Mitigation & Air Quality Improvement (CMAQ) funding apportioned to SBCAG each year. SBCAG must annually prepare and submit to Caltrans AB 1012 obligation plans which identify projects that are expected to obligate the balances of these older funds.

Projects such as the Route 101 Operational Improvements and Route 217/Ekwill/Fowler are complex and often controversial. These projects require extra time for public and agency input, alternatives analysis, environmental review, permitting and design. Although many of the projects programmed in the 2021 FTIP have yet to be fully implemented, progress on project development is being made.

### FTIP Amendment Procedures

The FTIP will need to be amended periodically following its adoption to reflect changes in the program including project additions, deletions and revisions. This section describes the procedures that will be followed to implement amendments. All requests to amend the FTIP must be submitted by the project-sponsoring agency. The request must clearly identify the proposed modifications and include all of the relevant programming information such as project description and scope, costs by project phase and program year, and funding sources and amounts. SBCAG will consider amendment requests only if the proposed changes will not adversely affect the financial constraint findings of the FTIP. Proposed additions or changes to projects must also be consistent with the rules of the particular funding program involved.

Federal requirements and SBCAG policy distinguish between two types of FTIP amendments – formal amendments and administrative modifications – which differ based on the magnitude of the proposed change and the level of review required by various federal, state and local agencies. Generally, significant changes to the cost, scope or schedule of a project listing require a formal amendment. These formal amendments must be approved by the SBCAG Board, as well as by Caltrans, FTA and FHWA.

Minor project changes, including its funding sources, description, a lead agency change, scheduling adjustments, and other items may be approved as an administrative modification to the FTIP. Approval of administrative modifications has been delegated to the SBCAG Executive Director, and as a result, its streamlined procedure bypasses several steps in the amendment process, and generally expedites the approval timeframe by two to three months. The SBCAG Executive Director has the delegated authority to approve the administrative modifications to the FSTIP/FTIP. All other amendments require formal approval by the SBCAG Board.

Administrative modifications must be consistent with the approved FSTIP/FTIP financial plan and changes in funding must be accommodated within the available resources identified in the plan.

An administrative amendment is a minor change to the FSTIP/FTIP that does not require a conformity determination, a demonstration of financial constraint, public review and comment, or federal approval.

The following changes to the FSTIP/FTIP can be processed through administration modifications:

On December 18, 2019, FHWA, FTA, and Caltrans agreed on revised administrative modification/amendment procedures to clarify what types of changes and what threshold of changes qualify as an administrative modification and which qualify as requiring an amendment. These procedures can be found in **Appendix 10**.

Administrative modifications can be processed in accordance with these procedures provided that:

- It does not affect the air quality conformity determination, including timely implementation of Transportation Control Measures (SBCAG is an air quality maintenance area, and does not prepare a conformity determination), and
- It does not impact financial constraint.

Amendments whose scale, type or other aspect precludes use of the administrative modification option are processed as formal amendments. Formal amendments require SBCAG Board approval via resolution, and subsequent concurrence by Caltrans and the FHWA and FTA. At the discretion of its Executive Director, SBCAG may require an administrative amendment be treated as a formal amendment for amendments that are controversial, or that are determined to be not clearly within the scope of an administrative amendment.

Currently the approval process for a formal amendment to the FTIP lasts from thirty to sixty days, which can delay projects from advancing on schedule. Generally, projects that are amended in the FTIP require approval as formal amendments by SBCAG through adoption of a resolution and approval by Caltrans, FHWA, and FTA.

Federal regulations require that SBCAG adopt procedures to expedite the amendment process for certain projects within the FSTIP/FTIP and requires the annual listing of obligated projects. (23 CFR §§ 450.332, 450.334.) Projects that are eligible to use this process are:

1. Financially constrained and have been determined by MPO staff to be administrative in nature.
2. Do not need and adopted MPO board resolution.

Utilizing the expedited procedures is optional for the project sponsor and SBCAG. Projects may still be amended using the regular FTIP amendment process.

### **Expedited Project Selection Procedures**

Title 23 Code of Federal Regulations (CFR) section 450.332 allows for the movement of projects within the period of the Transportation Improvement Program (TIP) and Federal Statewide Transportation Improvement Program (FSTIP) subject to procedures agreed to by partnering agencies, including the State and transit operators within the region. SBCAG, as the Metropolitan Planning Organization (MPO) for the Santa Barbara County Region has entered into an Expedited Project Selection Process outlined in Code of Federal Regulations (CFR) 450.332 with Caltrans. The projects listed within the FTIP have all been selected based on the regulations in 23 CFR Part 450. Federal Regulation 23 CFR Part 450.332 allows for the movement of projects within the FTIP/FSTIP subject to procedures agreed to by the partnering parties. This procedure is outlined in **Appendix 3**.

### **Fund Management**

Federal funds are to be programmed in the FTIP, up to the appropriation level for that fiscal year for that fund source, within the fiscal year in which the funds are to be obligated/transferred by the Federal Highway Administration (FHWA) or obligated by the Federal Transit Administration (FTA), or awarded in an FTA grant. This improves the overall management of federal Obligation Authority (OA) within the region and ensures that OA is available for projects that are programmed in a particular fiscal year.

Projects selected for federal funding must have a demonstrated ability to use the funds within the established federal, state and regional funding deadlines. This criterion will be used for selecting projects for funding, and for placement of funding in a particular year of the TIP.

### **Annual Listing of Obligated Projects**

By federal requirement, SBCAG publishes at the end of each calendar year an annual listing of obligated projects, which is a record of project delivery for the previous year. The publication of this list is in response to 23 U.S.C. 134(j)(7)(B), 23 U.S.C. 135(g)(5)(B), 49 U.S.C. 5303(j)(7)(B), and 49 U.S.C. 5304(g)(5)(B). The listing shall be consistent with the funding categories identified in each metropolitan transportation improvement program (TIP).

When a project reaches a point that funds will need to be expended, a request is sent from Caltrans to the Federal Department of Transportation requesting verification that there are funds available for reimbursement. This verification of fund availability "obligates" the funds for use as soon as expenditures occur. Fund obligations are a measure of the progress being made on a project. Projects for which funds have been obligated are not necessarily initiated or completed in the program year, and the amount of the obligation will not necessarily equal the total cost of

the project. It is possible that unused funds may be credited back when not needed at the completion of a project phase resulting in a negative obligation. For Federal Transit Administration (FTA) projects, obligation occurs when the FTA grant is awarded.

SBCAG's Annual Listing of Obligated Projects can be found at <http://www.sbcag.org/documents.html#projectsprograms> and in **Appendix 9**.

## **How the FTIP Addresses Federal Requirements for Performance Measures**

### **Background**

Federal rules require that the Federal Transportation Improvement Program (FTIP) “be designed such that once implemented, it makes progress toward achieving the performance targets established under § 450.306(d).” Also, the FTIP “shall include, to the maximum extent practicable, a description of the anticipated effect of the FTIP toward achieving the performance targets identified in the metropolitan transportation plan, linking investment priorities to those performance targets.”<sup>1</sup>

The Moving Ahead for Progress in the 21st Century Act (MAP-21, 2012) established new requirements for metropolitan planning organizations (MPOs) to coordinate with transit providers, set performance targets, and integrate those performance targets and performance plans into their planning documents by specified dates. The most recent federal transportation legislative package, the Infrastructure Investment and Jobs Act of 2021 (IIJA), carries forward these performance-based planning requirements. Beginning in 2018, federal rules required that state departments of transportation and MPOs implement federally defined transportation system performance measures. In response, FHWA and FTA worked with state, regional, and transit agencies to identify performance measures that meet the requirements.

In California, Caltrans is directly responsible for submitting statewide performance targets and periodic progress reports to federal agencies. MPOs are required to establish targets for the same performance measures for their respective metropolitan planning areas within 180 days after the state establishes each target. MPOs may elect to support the statewide targets, establish alternative quantitative targets specific to their region, or use a combination of both approaches. Furthermore, each MPO must incorporate these short-range performance targets into their planning and programming processes, including the regional transportation plan (RTP) and FTIP.

### **FHWA Performance Measures**

The federal performance measures defined by the Federal Highway Administration (FHWA) are categorized into three performance management (PM) focus areas. Each focus area includes an associated set of metrics for which statewide and regional targets must be set.

#### **PM 1: Transportation Safety**

##### *Motor Vehicle Collisions*

- Number of motor vehicle collision fatalities
- Rate of motor vehicle collision fatalities per 100 million VMT
- Number of motor vehicle collision serious injuries

- Rate of motor vehicle collision serious injuries per 100 million VMT

#### *Non-Motorized Fatalities and Serious Injuries*

- Number of non-motorized fatalities and serious injuries

### **PM 2: National Highway System (NHS) Pavement and Bridge Condition**

#### *NHS Pavement Condition*

- Percentage of Interstate System pavement in 'good' condition
- Percentage of non-interstate NHS pavement in 'good' condition
- Percentage of Interstate System pavement in 'poor' condition
- Percentage of non-interstate NHS pavement in 'poor' condition

#### *NHS Bridge Condition*

- Percentage of NHS bridges in 'good' condition
- Percentage of NHS bridges in 'poor' condition

### **PM 3: NHS Performance, Interstate System Freight Movement, and CMAQ Program Performance**

#### *NHS Performance*

- Percent of Interstate System mileage reporting reliable person-mile travel times
- Percent of non-interstate NHS mileage reporting reliable person-mile travel times

#### *Interstate Freight Movement*

- Percent of Interstate system mileage reporting reliable truck travel times

#### *CMAQ Program Performance*

- Annual hours of peak-hour excessive delay per capita
- Total emissions reduction by criteria pollutant (PM10, PM2.5, Ozone, CO)
- Percent of non-single occupancy vehicle (SOV) travel

### **FTA Performance Measures**

In addition to the three PM focus areas defined by FHWA, the Federal Transit Administration (FTA) established performance measures and reporting requirements for transit asset management (TAM) and transit safety.

Performance metrics for TAM focus on the maintenance of our regional transit system in a state of good repair. Transit safety performance monitoring is focused on assessment of the number of transit incidents resulting in fatalities or serious injuries and transit system reliability.

FTA issued the TAM Final Rule, effective October 1, 2016, to implement MAP-21 transit asset management provisions (49 CFR Part 625; 49 CFR Part 630.). This final rule mandates a National TAM System, defines 'State of Good Repair' (SGR), and requires transit providers to develop TAM plans. The Metropolitan Transportation Planning Final Rule (23 CFR §450.206)

outlines the timelines and processes by which states, MPOs, and transit providers must coordinate in the target setting process.

The FTA PM focus areas and associated metrics are as follows:

### **Transit Asset Management (TAM)**

- Equipment: Share of non-revenue vehicles that meet or exceed useful life benchmark
- Rolling Stock: Share of revenue vehicles that meet or exceed useful life benchmark
- Infrastructure: Share of track segments with performance restrictions
- Facilities: Share of transit assets with condition rating below 3.0 on FTA Transit Economic Requirements Model (TERM) scale<sup>ii</sup>

### **Transit Safety**

- Number of transit-related fatalities
- Number of transit-related injuries
- Number of transit system safety events
- Transit system reliability

### **Public Transit Agency Safety Plan**

On July 19, 2018, the FTA published the Public Transportation Agency Safety Plan (PTASP) Final Rule (49 CFR §673.15) regulating how Chapter 53 grantees would have to implement federally mandated safety standards. The rule's effective date was July 19, 2019, and the compliance date was initially set for July 20, 2020. Considering the extraordinary operational challenges presented by the COVID-19 public health emergency, FTA issued a Notice of Enforcement Discretion effectively extending the PTASP compliance deadline from July 20, 2020 to July 21, 2021. The MPO's initial transit safety targets are to be set within 180 days of receipt of the safety performance targets from the transit agencies. The MPO then revisits its targets based on the schedule for preparation of its system performance report that is part of the Regional Transportation Plan (RTP). The first RTP or FTIP update or amendment to be approved on or after July 20, 2021, is required to include the MPO's transit safety targets. See FTA's COVID-19 FAQs page for more information about the Notice.<sup>iii</sup>

The final rule specifically requires transit agencies receiving federal funds to develop a safety plan and annually self-certify compliance with that plan. The National Public Transportation Safety Plan identifies four performance measures that must be included in the transit agency safety plans: number of fatalities, number of injuries, safety events, and system reliability. Each transit agency must make its safety performance targets available to MPOs to assist in the planning process and to coordinate, to the maximum extent practicable, with the MPO in selecting regional transit safety targets.

### **How SBCAG Addresses Each Performance Management Focus Area Transportation Safety (PM 1)**

Below are the targets for PM 1 - Safety. SBCAG has elected to support the statewide safety targets set by Caltrans rather than establishing region-specific numerical targets.



Caltrans set safety performance targets in August 2021 for the 2022 calendar year as shown in Table 2 below.

**Table 2 – Safety Performance Targets**

Performance Measure	Data Source	5-Yr. Rolling Average Target for 2022	Annual Percentage Change for 2022
Number of Fatalities	FARS	3,491.8	-3.61%
Rate of Fatalities (per 100M VMT)	FARS & HPMS	1.042	-2.00%
Number of Serious Injuries	SWITRS	16,704.2	1.66%
Rate of Serious Injuries (per 100M VMT)	SWITRS & HPMS	4.879	1.66%
Number of Non-Motorized Fatalities and Non-Motorized Severe Injuries	FARS & SWITRS	4,684.4	-3.61% for Fatalities and 1.66% for Serious Injuries

*Note: The targets highlighted in gray are set in coordination with Office of Traffic Safety (OTS).*

States must establish statewide targets for each of the safety PMs. States also have the option to establish any number of urbanized area targets and one non-urbanized area target for any, or all, of the measures. Targets are established annually. For three PMs (number of fatalities, rate of fatalities and number of serious injuries), targets must be identical to the targets established for the National Highway Traffic Safety Administration (NHTSA) Highway Safety Grants program that is administered by OTS. The State Departments of Transportation (DOTs) must also coordinate with their Metropolitan Planning Organizations (MPOs) in their states on establishment of targets, to the maximum extent practicable. States will report targets to the FHWA in the HSIP report due in August of each year.

Each MPO will establish targets for the same five safety performance measures for all public roads in the MPO's planning area within 180 days after the state establishes each target. The targets will be established in coordination with the state, to the maximum extent practicable. The MPO can either agree to support the State DOT target or establish a numerical target specific to the MPO planning area. MPOs' targets are reported to the State DOT, which must be able to provide the targets to FHWA, upon request<sup>1</sup>.

## **Part 2: How the FTIP Makes Progress Toward PM1**

SBCAG has designed the FTIP so that it will make progress toward achieving the federal transportation performance target for safety. SBCAG along with all project sponsors, like

---

<sup>1</sup> California department of Transportation. *Safety Performance Management Targets for 2021* [whitepaper](#)

Caltrans and transit operators have selected projects for funding that advance the region's goals.

Many of the projects programmed in the FTIP serve to improve transportation safety to some extent. For some projects, safety is the primary objective, and for others, safety may be a single component of a more expansive scope.

Three statewide funding programs dedicated to transportation safety are employed by SBCAG including:

1. Active Transportation Program (ATP)
2. Highway Safety Improvement Program (HSIP)
3. State Highway Operations & Protection Program (SHOPP) Collision Reduction

### **ATP**

The ATP provides funding for bicycle and pedestrian projects. Since people are more vulnerable to safety risk while walking or biking as compared to traveling in a motor vehicle, any project that promotes the safe use of bicycling or pedestrian modes is likely to generate safety benefits. The ATP further emphasizes safety by allotting points for project applications that specifically seek to reduce the rate or number of pedestrian and bicyclist fatalities and injuries.

### **HSIP**

The HSIP directly addresses transportation safety. The program's stated purpose is to "achieve a significant reduction in traffic fatalities and serious injuries on all public roads, including non-State-owned public roads and roads on tribal land." Successful project applications specifically seek to reduce collision related fatalities and injuries. The program is designed to focus local investments to locations and corridors that demonstrate the greatest need for safety improvement to implement lower cost countermeasures.

### **SHOPP Collision Reduction**

SHOPP is the State Highway System's "fix-it-first" program that funds roadway repairs and preservation, emergency repairs, safety improvements, and some highway operational improvements on the State Highway System (SHS). SHOPP funding is limited to capital improvement projects that do not add new roadway capacity (no new highway lanes) to the SHS, though some new auxiliary lanes may be eligible for SHOPP funding.

The Collision Reduction program is one of eight categories that make up the SHOPP, and its objective is to reduce the number or severity of collisions. The SHOPP Collision Reduction category consists of two sub-programs:

- *201.010 - Safety Improvements*: Reactive approach based on analysis of collision history
- *201.015 - Collision Severity Reduction*: Proactive approach targeted to reduce the potential for traffic collisions based on past performance of roadway characteristics

### **201.010 – Safety Improvements**

The SHOPP Collision Reduction Safety Improvements sub-program is designed to reduce the number or severity of collisions on the SHS. Projects with a safety index above 200 qualify as a safety improvement project. Projects may be individual locations where the collision history indicates a pattern potentially correctable by a targeted safety improvement, such as unsafe traffic (school zone signals included), wet pavement corrections, curve corrections, shoulder widening, left-turn channelization, etc. All proposed projects will be verified by the Caltrans Office of Traffic Safety Programs in the Division of Traffic Operations before being certified as a safety improvement project.

This program also provides funding for safety improvements at sites identified in regional monitoring programs for the reduction of motor vehicle collisions, such as locations at high risk for wrong-way, multilane, cross-median, cross-centerline, and run-off-the-road collisions. The program also provides funding for non-motorized safety improvements, such as pedestrian and bicycle facilities.

The Safety Improvements program does not provide funding for relocating existing highways or projects that would add new through lanes or upgrade existing highways to a higher classification, such as conventional to expressway, regardless of the safety benefits. This program also does not include projects where the prime purpose is reducing congestion.

Highway improvement projects along an existing alignment to improve standards of width, grade, alignment, or other geometric improvements, are considered new highway construction and are included in the Caltrans STIP programs.

### **201.015 - Collision Severity Reduction**

This sub-program is focused on upgrading existing highway safety features within the roadbed's clear recovery area to reduce the number and severity of collisions. Eligible projects may include new guardrail end treatments and crash cushions, rumble strips, glare screen, rock fall mitigation, overcrossing pedestrian fencing, crosswalk safety enhancements, and improvements that prevent roadway departure.

The Collision Severity Reduction program is designed to be proactive in enhancing safety on the State Highway System. As such, this program is not subject to a safety index analysis but will define projected collision severity reduction performance quantitatively. Projects will be prioritized based on the projected collision severity reduction benefits provided.

### **2022 SHOPP Collision Reduction Numbers (Statewide)**

A total of 733 projects are included in the 2022 SHOPP that was adopted by the California Transportation Commission (CTC) in March 2022. The 2022 SHOPP is valued at \$17.9 billion, which includes reservation amounts for several programs, including the Collision Reduction Program. The SHOPP Collision Reduction Program currently has 116 programmed safety projects totaling \$1,447,532,000. The SHOPP reserves \$1,188,000,000 for the 201.010 Safety Improvement program. The reserved amount will address future safety improvements as they are identified.

SBCAG’s funding programs also address safety. SBCAG’s Measure A Regional Bicycle and Pedestrian, and Safe Routes to School Programs is divided into two programs, one in the South Coast and one in North County. The South Coast program issues a call for projects every 3 years and the North County every 4 years. The programs consider safety as a scoring criterion when projects and programs are evaluated for funding through the competitive process.

Safety is forefront in SBCAG’s planning efforts. For instance, SBCAG recently completed the Santa Ynez Valley Traffic Circulation and Safety Study which comprehensively looked at safety concerns in the Santa Ynez Valley. SBCAG, through its local sales tax measure provides funding for hard and soft safety improvements along the CA 166 corridor in northern Santa Barbara County. Finally, SBCAG created a Highway 154 Safety Task Force to discuss safety improvements along the Highway 154 corridor in central Santa Barbara County.

SBCAG does not have a singular safety plan, rather, SBCAG considers safety in all of its planning efforts, including the regional transportation plan, corridor and area plans, as well as active transportation plans.

**Table 3 Summary of Safety Projects in the 2023 FTIP**

Category	Number of Projects	% of Projects	Total Project Cost (All Years)	% of Total Project Cost	Funding in the 4-Year Element	% of Funding in the 4-Year Element
Primarily Safety Projects	26	34.21%	\$291,760,400	13%	\$103,859,482	16%
Non-Safety Projects	50	65.79%	\$2,008,408,600	87%	\$533,548,518	84%
Total FTIP Investments	76	100.00%	\$2,300,169,000	100%	\$637,408,000	100%

**Safety Project Highlights**

An example of an HSIP project is H9-05-005 from the City of Santa Barbara. This project will provide enhanced crosswalk features at two uncontrolled crossings, including curb extensions and intersection lighting. It has \$590,400 in HSIP funds. **(Appendix 6)**

A significant Active Transportation Program (ATP) project is Modoc Road Multimodal Path Gap Closure project (MPO ID: COUNTY33), which will construct 1.1 miles of Class I (multi-use) path along Modoc Road for bicyclists, runners and pedestrians of all ages and abilities. This project is part of a much larger transformative project that crosses the Santa Barbara County/City line and connects to the City of Santa Barbara’s ATP Cycle 3 project, Las Positas/Modoc Road Multiuse Path Project, which is now complete. See picture below showing existing conditions.



Figure 1 Existing Conditions of Modoc Road Multimodal Path project

### National Highway System (NHS) Pavement & Bridge Condition (PM 2)

Caltrans developed a performance target analysis tool (PTAT) as part of the statewide Transportation Asset Management Plan (TAMP). The tool was created to establish agency-specific long-term 10-year and short-term 4-year TAMP targets for pavement and bridge assets on the NHS.

Below are the current conditions and targets for highway system pavement and bridge condition in the SBCAG region. The FHWA categorizes highways into ‘Interstate’ and ‘non-Interstate’. The SBCAG region does not have Interstate highways, therefore those targets are not included in the tables below.

The majority of the National Highway System in Santa Barbara County is owned and operated by Caltrans.

**Table 4 – NHS Pavement and Bridge Condition (PM 2) Targets**

<b>Performance Measure</b>	<b>Current Conditions*</b>	<b>4-Year Target</b> (12/31/2026)	<b>10-Year Target</b> (12/31/2032)
Percentage of non-interstate NHS pavement in ‘Good’ condition	<b>0%</b>	<b>7.1%</b>	<b>17.8%</b>
Percentage of non-interstate NHS pavement in ‘Poor’ condition	<b>3.2%</b>	<b>4%</b>	<b>5.3%</b>
Percentage of NHS bridges in ‘Good’ condition	<b>37.6%</b>	<b>40.6%</b>	<b>45%</b>
Percentage of NHS bridges in ‘Poor’ condition	<b>14.7%</b>	<b>8.8%</b>	<b>0%</b>

\*Current conditions for pavement are from the June 2021 Highway Performance Management System (HPMS) data which are based on the latest 2020 APCS inspection. Bridge conditions are based on the latest 2021 National Bridge Inventory (NBI) data.

The target setting process for NHS pavement and bridges began in California with a target setting workshop held in 2017 for the development of the first TAMP that established 10-year expected condition performance targets. For this initial target setting process, state and regional transportation agencies used an approach that considered their available resources for the NHS

and the extent of the NHS each agency owned. Caltrans presented a few different options for establishing targets, but most local transportation agencies own less than two percent of NHS pavements and less than half a percent of NHS bridge deck area, so MPOs and Regional Transportation Planning Agencies (RTPA)s unanimously elected to adopt a statewide weighted average NHS performance target for pavement and bridges.

In May of 2018, Caltrans established 2- and 4-year performance targets as required by federal performance management rules and received documentation from all MPOs that they would support the statewide targets as well as agreed to plan and program projects so they contribute toward established goals. As recently as October 2020, Caltrans reported separately to FHWA on progress made towards performance targets for the midperformance reporting period. Caltrans and MPOs have subsequently revisited the performance targets set 4 years ago as part of the 2022 TAMP development process. Caltrans held a virtual workshop in July 2021 that focused on investment strategies and performance targets.

A new performance target analysis tool (PTAT) developed for the TAMP was presented at the workshop. The PTAT was customized for each MPO that included their starting inventory and condition of NHS pavement and bridges and investments in the 5 federal work types (i.e. initial construction, maintenance, preservation, rehabilitation, and reconstruction) estimated by Caltrans as part of a financial planning workshop<sup>2</sup>.

Many of the projects programmed in the FTIP serve to improve or maintain pavement and bridge condition.

Additionally, you may find more information performance measures in Chapter 6 of the 2050 RTP/SCS.

The following section describes the funding sources and programs that have been used to fund PM 2 related projects in the SBCAG region.

### **Local Funds**

Cities and counties spend billions of dollars each year maintaining local roads and bridges. Funding for these efforts is derived from a myriad of sources. In a survey of California jurisdictions, for local funds alone, there are more than a hundred different sources of taxes and fees reported that are used on pavement improvement projects.<sup>iv</sup> Some examples of local funding sources include:

- Local sales taxes
- Development impact fees
- General funds
- Various assessment districts – lighting, maintenance, flood control, special assessments, community facility districts
- Traffic impact fees
- Traffic safety/circulation fees
- Utilities (e.g., stormwater, water, wastewater enterprise funds)
- Transportation mitigation fees

---

<sup>2</sup> California Department of Transportation. *Draft 2022 Transportation Asset Management Plan (TAMP)*

- Parking and various permit fees
- Flood control districts
- Enterprise funds (solid waste and water)
- Investment earnings
- Parcel/property taxes
- Indian reservation roads
- Indian gaming funds
- Vehicle registration fees
- Vehicle code fines
- Underground impact fees
- Transient occupancy taxes
- Capital Improvement Program (CIP) reserves/capital funds

Local Funds are typically used for non-regionally significant road maintenance, safety, and bridge projects. Even so, some of the PM 2 projects in the FTIP are funded through Local Funds.

## **State Funds**

### **HUTA**

The Highway Users Tax Account (HUTA), more commonly known as the state gas tax, is still the single largest funding source for cities and counties.

### **SB 1**

California doubled down on PM 2 when it approved Senate Bill 1 on April 28, 2017. SB 1 increased several taxes and fees to raise more than \$5 billion annually in new transportation revenues. Moreover, SB 1 provides for inflationary adjustments, so that purchasing power does not diminish as it has in the past. SB 1 prioritizes funding towards maintenance, rehabilitation, and safety improvements on state highways, local streets and roads, and bridges and to improve the state's trade corridors, transit, and active transportation facilities.

Many SB 1 funds are not captured in the FTIP because this document focuses on federally funded and regionally significant projects, while SB 1 is a non-federal fund source that tends to pay for non-regionally significant road maintenance, safety, and bridge projects. Even so, some of the PM 2 projects in the FTIP are funded through SB 1.

## **Federal Funds**

### **HBP**

The Highway Bridge Program (HBP) provides federal aid to local agencies to replace and rehabilitate deficient, locally owned, public highway bridges. The HBP is intended to remove structural deficiencies, the Bipartisan Infrastructure Law (BIL) revises the terminology to "classified in poor condition," from existing local highway bridges to keep the traveling public safe.<sup>v</sup> The HBP provides about \$288 million annually for bridge projects. Off-system bridges are usually funded at 100% HBP, while on system bridges are funded at 88.53% HBP. An exception to the federal participating rate is "high-cost" bridges, in which sponsors enter into agreements

with Caltrans Local Assistance and agree on a federal participating rate which may not equal 100% or 88.53%.

### ***BFP***

Bridge Formula Program (BFP) is a new program established under the Bipartisan Infrastructure Law (BIL) to provide funding to replace, rehabilitate, preserve, protect, and construct bridges. It is a complement to the discretionary Bridge Investment Program (see below). The Bridge Formula Program under BIL provides 4.25 Billion to the State of California, of which States are required to reserve 15 percent of their formula funds under this program for use on off-system bridges. For funds used on locally owned off-system bridges, the Federal share is 100%.

### **SHOPP**

The SHOPP was described in the section above under PM 1. Two of the eight categories of the SHOPP that address PM 2 are Bridge Preservation and Roadway Preservation.

Although the SHOPP is a program, it is often thought of as a fund source as well. The FTIP lists the fund source for most SHOPP projects as “SHOPP Advance Construction.” Caltrans blends funds from HUTA, SB 1, and federal highway funds into SHOPP, and the “SHOPP Advance Construction” designation serves as a placeholder for what may be federal or state funds.

#### **SHOPP Roadway Preservation**

The SHOPP Roadway Preservation category includes the following programs:

- 201.120 – Roadway Rehabilitation
- 201.121 – Pavement Preservation
- 201.122 – Pavement Rehabilitation
- 201.150 – Roadway Protective Betterments
- 201.151 – Drainage System Restoration
- 201.170 – Signs and Lighting Rehabilitation

The 2022 SHOPP has 306 Roadway Preservation projects totaling \$9,874,173,000 which includes future need/contingency dollars. The SHOPP does not have a reservation for Roadway Preservation.

#### **SHOPP Bridge Preservation**

The SHOPP Bridge Preservation category includes the following programs:

- 201.110 – Bridge Rehabilitation and Replacement
- 201.111 – Bridge Scour Mitigation
- 201.112 – Bridge Rail Replacement and Upgrade
- 201.113 – Bridge Seismic Restoration
- 201.119 – Capital Bridge Preventative Maintenance Program
- 201.322 – Transportation Permit Requirements for Bridges



The 2022 SHOPP has 117 Bridge Preservation projects totaling \$2,422,402,000 which includes future need/contingency dollars. The SHOPP does not have a reservation for Bridge Preservation.

**Table 5 –Summary of NHS Pavement and Bridge Condition Programs & Projects in the 2023 FTIP**

Category	Number of Projects	% of Projects	Total Project Cost	% of Total Project Cost	Funding in the 4-Year Element	%of Funding in the 4-Year Element
Pavement Condition Projects	16	21%	\$488,940,848	21%	\$181,308,000	28%
Bridge Condition Projects	30	39%	\$362,923,117	16%	\$166,701,521	26%
Total Pavement and Bridge Condition Projects	46	61%	\$851,863,965	37%	\$348,009,521	55%
Non-Pavement and Bridge Condition Projects	30	39%	\$1,448,305,035	62.97%	\$289,398,479	45.40%
Total FTIP Investments	76	100%	\$2,300,169,000	100%	\$637,408,000	100%


**Pavement and Bridge Condition Project Highlights**

Some key projects that are contributing towards PM2 are below, these projects make progress towards PM2 by rehabilitating pavement or rehabilitating/replacing bridges:

- SHOPP Roadway Preservation (SHOPP1) project, Rehabilitate pavement near Gaviota, from 1.0 mile south of Gaviota Gorge Tunnel to 0.1 mile north of Nojoqui Creek Bridge. (EA: 1H860).
- Highway Bridge Program: Bridge No. 51C0285, QUINIENTOS ST OVER SYCAMORE CREEK, SOLEDAD ST AND CANADA ST. Replace 2-lane bridge with 2-lane bridge.



*Figure 2 Quinientos Bridge Profile After*



*Figure 3 Quinientos Bridge Deck After*

- Highway Bridge Program: Bridge No. 51C0301: DE LA GUERRA ST OVER MISSION CREEK, BTWN CASTILLO & BATH ST. This project seeks to improve bridge condition by replacing 2-lane bridge with 2-lane bridge.



*Figure 4 De la Guerra Bridge Deck After*



*Figure 5 De la Guerra Bridge – Profile after*

**NHS Performance, Interstate System Freight Movement, and CMAQ Program Performance (PM 3)**

Performance Measure 3 has six different metrics to address system reliability, freight, and congestion. Of those six metrics, only one is applicable in Santa Barbara County. The table below illustrates the six metrics and explains why/ why not they are applicable in Santa Barbara County.

For the applicable metric, percent of reliable person-miles travelled on the non-interstate National Highway System, the performance target is a 1% increase from the 2017 baseline data in 2021.

**Table 6 – PM3 Metrics in Santa Barbara County**

<b>System Performance Measure</b>	<b>Applicable in Santa Barbara County?</b>	<b>Why? / Why Not?</b>
Percent of Reliable Person-Miles Traveled on the Interstate	No	No Interstates traverse Santa Barbara County region
Percent of Reliable Person-Miles Traveled on the Non-Interstate NHS	<b>YES</b>	Santa Barbara County region contains a number of freeways, highways, and local roads on the National Highway System (NHS).
Percentage of Interstate System Mileage Providing Reliable Truck Travel Time (Truck Travel Time Reliability Index)	No	No Interstates traverse Santa Barbara County region
Total Emissions Reductions by Applicable Pcllutants under the CMAQ Program	No	The measure is only applicable to regions that receive CMAQ funding (i.e. regions that are designated "non-attainment" for federal air quality standards)
Annual Hours of Peak-Hour Excessive Delay Per Capita (PHED)	No	These measures only apply to regions with urbanized areas that contain a population greater than one million.
Percent of Non-Single Occupancy Vehicle (Non-SOV) Travel	No	

**System Performance Measure Target**

<b>Performance Measure</b>	<b>2017 Baseline Data</b>	<b>2-Year Target</b>	<b>4-Year Target</b>
% of Reliable Person-Miles Traveled on the Non-Interstate NHS	73.0 %	n/a	74.0% (+1%)

*Source: Caltrans Office of Multi-Modal System Planning*

Many of the projects programmed in the FTIP serve to improve NHS performance, interstate freight movement, and CMAQ program performance.

The following are funding sources and programs that help fund Non-Interstate and Interstate improvement projects:

## **SHOPP Mobility**

The SHOPP Mobility category includes following three programs:

201.310 – Operational Improvements

201.315 – Transportation Management Systems

201.321 – Weigh Stations & Weigh-In-Motion Facilities

### **201.310 – Operational Improvements**

The primary purpose of this program element is to improve traffic flow on existing State highways by reducing congestion and operational deficiencies at spot locations. Operational improvement projects do not expand the design capacity of the system.

Examples of Operational Improvements projects include, but are not limited to:

- Interchange modifications (not to accommodate traffic volumes significantly larger than what the existing facilities were designed for)
- Ramp modifications (acceleration – deceleration/weaving)
- Auxiliary lanes for merging or weaving between adjacent interchanges
- Curve corrections/improve alignment
- Signals and/or intersection improvements
- Two-way left-turn lanes
- Channelization
- Turnouts
- Shoulder widening

### **201.315 – Transportation Management Systems**

The primary purpose of this program element is to improve traffic flow on existing State highways by addressing system-wide congestion through system management techniques. Transportation Management Systems facilitate the real time management of the State highway system by providing accident and incident detection, verification, response, and clearance. These systems provide State highway system status information to travelers.

Examples of Transportation Management System projects include, but are not limited to:

- Traffic sensors
- Changeable message signs
- Close circuit television cameras
- Ramp meters
- Communications systems
- Highway advisory radio
- Traffic signal interconnect projects
- Traffic management systems housed in Transportation Management Centers (TMCs), including the necessary software and hardware (excluding facilities)
- TMC interconnect projects

### **201.321 – Weigh Stations & Weigh-in-Motion Facilities**

The primary purpose of this SHOPP Mobility program element is to provide for Commercial Vehicle Enforcement Facilities (commonly called Weigh Stations) and Weigh-in-Motion (WIM)

systems. The Weigh Stations are needed to support the Commercial Vehicle Enforcement Plan; Truck safety, size and weight regulations are enforced by the California Highway Patrol reducing truck related accidents or incidents and protection our highways from premature damage. The WIM sites provide data for federally required data systems and special studies, design and maintenance strategies, size and weight policies, enforcement and planning strategies, and the traffic and truck volumes publications.

The 2022 SHOPP features 65 Mobility projects programmed totaling \$1,748,406,000 which includes future need/contingency dollars. The SHOPP does not have a reservation for Mobility.

### **SB 1 Trade Corridor Enhancement Program (Including National Highway Freight Program)**

The purpose of the Senate Bill 1 (SB 1) Trade Corridor Enhancement Program (TCEP) is to provide funding for infrastructure improvements on federally designated Trade Corridors of National and Regional Significance, on California's portion of the National Highway Freight Network as identified in California Freight Mobility Plan, and along other corridors that experience high volumes of freight movement. The Trade Corridor Enhancement Program also supports the goals of the National Highway Freight Program, the California Freight Mobility Plan, and the guiding principles in the California Sustainable Freight Action Plan.

This statewide, competitive program will provide approximately \$300 million per year in state funding and approximately \$515 million in National Highway Freight Program funds if the federal program continues under the next federal transportation act.

Eligible applicants apply for program funds through the nomination of projects. All projects nominated must be identified in a currently adopted regional transportation plan (RTP). The Commission is required to evaluate and select submitted applications based on the following criteria:

- Freight System Factors – Throughput, Velocity, and Reliability
- Transportation System Factors – Safety, Congestion Reduction/Mitigation, Key Transportation Bottleneck Relief, Multi-Modal Strategy, Interregional Benefits, and Advanced Technology
- Community Impact Factors – Air Quality Impact, Community Impact Mitigation, and Economic/Jobs Growth
- The overall need, benefits, and cost of the project
- Project Readiness – ability to complete the project in a timely manner
- Demonstration of the required 30% matching funds
- The leveraging and coordination of funds from multiple sources
- Jointly nominated and/or jointly funded

### **Truck Travel Discussion**

All mobility on freeways helps truck travel, but some projects are primarily or are particularly helpful for trucking like auxiliary lanes, truck climbing lanes, improvements on farm to market routes. Other projects are primarily freight such as truck pull over areas and freight studies.

## CMAQ

The Congestion Mitigation and Air Quality (CMAQ) program supports improving air quality and relieving roadway congestion. The purpose of the CMAQ program is to fund transportation projects or programs that will contribute to attainment or maintenance of the National Ambient Air Quality Standards (NAAQS) for ozone, carbon monoxide (CO), and particulate matter (both PM10 and PM2.5).

SBCAG is in air quality attainment and does not receive CMAQ funds.

**Table 7 – Summary of the NHS Performance, Interstate System Freight Movement, and CMAQ Program Performance Projects in the 2023 FTIP**

Category	Number of Projects	% of Projects	Total Project Cost	% of Total Project Cost	Funding in the 4-Year Element	% of Funding in the 4-Year Element
Interstate Reliability Projects	N/A	N/A	N/A	N/A	N/A	N/A
Non-Interstate Reliability Projects	2	2.63%	\$ 88,425,000	3.84%	\$ 8,441,000	1.32%
Truck Travel Time Projects	N/A	N/A	N/A	N/A	N/A	N/A
CMAQ Projects	N/A	N/A	N/A	N/A	N/A	N/A
Total PM3 Projects	2	2.63%	\$ 88,425,000	3.84%	8441000	1.32%
Non-PM3 Projects	74	97.37%	\$ 2,211,744,000	96.16%	\$ 628,967,000	98.68%
Total FTIP Investments	76	100.00%	\$ 2,300,169,000	100.00%	\$ 637,408,000	100.00%

## PM 3 Project Highlights

A key project that is contributing towards PM3 is SHOPP Mobility (SHOPP6) project, In Santa Ynez, from 0.2 miles east to 0.1 miles west of Edison Street/Baseline Ave that will construct a roundabout to improve operations and safety (EA:1H310).

Another project that is making progress towards achieving PM 3 target is South Coast 101 HOV Carpinteria (Segment 4A) (MPO ID: CT123). This project serves to improve NHS performance and interstate freight movement.



Figure 6 South Coast 101 HOV Carpinteria (Segment 4A-4E)



### Transit Asset Management (TAM)

The table below provides a summary of the performance measures designated for Transit Asset Management (TAM).



**Table 8 – Transit Asset Management Performance Measures**

<b>Asset Category</b>	<b>Performance Measurement</b>	<b>Asset Class Examples</b>
Rolling Stock - (revenue service vehicles) (Age)	Percentage of revenue vehicles within a particular asset class that have met or exceeded useful life benchmark (ULB).	40-foot bus, 60-foot bus, vans, automobiles, locomotives, rail vehicles
Equipment – (non-revenue) service vehicles (Age)	Percentage of vehicles that have met or exceeded their ULB.	Cranes, prime movers, vehicle lifts, tow trucks, vans, automobiles
Infrastructure-rail fixed-guideway track, signals, and systems (Condition)	Percentage of track segments, signal, and systems with performance restrictions.	Signal or relay house, interlockings, catenary, mechanical, electrical and IT systems
Stations/Facilities (Condition)	Percentage of facilities within an asset class, rated below 3 on the Transit Economic Requirements Model scale.	Stations, depots, administration, parking garages, terminals, shelters

The TAM targets provided below were produced collaboratively with transit agencies based on their agency TAM plans and local targets. In developing the targets, SBCAG reviewed and considered the various local and regional transit operators’ TAM plans (including identified goals, objectives, measures, and targets), thereby incorporating them into the metropolitan planning process.

This section presents the TAM performance measures and targets adopted by Transit Operators in the SBCAG region.

**Table 9 – TAM targets (Weighted average of the transit agencies)**

<b>Reporting Entity</b>	<b>Rolling Stock</b>	<b>Equipment</b>	<b>Facilities</b>	<b>Infrastructure</b>
	<i>% of revenue vehicles &gt; ULB</i>	<i>% of non-revenue vehicles &gt; ULB</i>	<i>% of facilities &lt; TERM scale 3</i>	<i>% of track segments with restrictions</i>
(B) County Weighted Average (Bus)	29.18%	14.29%	11.11%	0

The seven public transportation reporting entities provided their targets to SBCAG as shown in Table 9 above. The SBCAG regional targets are presented in tabular form to account for the differences in targets and standards among the providers of public transportation. Targets represent the thresholds for the maximum percentage of assets at or exceeding acceptable standards. In most cases for the target-setting process, providers set targets that were approximately equivalent to their current performance. In future years, staff will work with the providers of public transportation to collate performance.

SBCAG will continue to work with the region’s transit operators and county transportation commissions to seek ways to improve the methodology, data collection, and analysis for future RTP updates, and to continue engaging in a regional discussion about transit state of good repair and the need for additional funding.

Transit Operators in the SBCAG region have developed and adopted TAM plans and targets, which are available from the transit agencies. TAM category projects may also be supported by state, local, and other federal funding sources (e.g., FTA Section 5337 State of Good Repair, FTA 5307, FTA 5339 formula funds, and FHWA flexible funds such as CMAQ and STBG). The funding and the program of projects in the FTIP will enable the Transit Operators to achieve their respective transit asset management performance targets.

**Table 10 -Summary of Transit Asset Management Projects in the 2023 FTIP**

<b>Category</b>	<b>Number of Projects</b>	<b>% of Projects</b>	<b>Total Project Cost</b>	<b>% of Total Project Cost</b>	<b>Funding in the 4-Year Element</b>	<b>% of Funding in the 4-Year Element</b>
Transit Asset Projects	21	28%	\$ 81,783,169	4%	\$ 47,321,301	7%
Non-Transit Asset Projects	55	72%	\$ 2,218,385,831	96%	\$ 590,086,699	93%
Total FTIP Investments	76	100%	\$ 2,300,169,000	100%	\$ 637,408,000	100%

\*8 Projects out of the 21 identified above also benefit PTASP Targets. \$6.86 Million is funding in the 4 Year element

There are 21 projects in the 2023 FTIP with \$53.9 million in FTA funds and \$24.2 million in local funds that support the maintenance or replacement of transit assets.

**Transit Asset Management Project Highlights**

The FTIP includes funding from multiple FTA sources for projects that support TAM and maintaining a state of good repair. Examples of these projects include rural and urban capital assistance programs, rolling stock acquisition, maintenance, and overhauls, bus fleet rehabilitation and replacement, track and rail yard maintenance and improvements and maintenance of passenger facilities. For the SBCAG region key projects that address TAM include:

- MTD Facility Improvements (MPO ID: MTD18)
- Capital Purchase Seven Low Floor BEB Replacement Buses (MPO ID: SM60)
- SMRT Annual Preventative Maintenance (MPO ID: SM59)

## Public Transportation Agency Safety Plans (PTASP)

Transit safety targets must be set every four years and be included in the SBCAG Regional Transportation Plan (RTP). The goals, objectives, performance measures, and targets from the transit providers' safety plans must also be integrated into the RTP, either directly or by reference.

The National Public Transportation Safety Plan identifies four performance measures that must be included: fatalities, injuries, safety events, and system reliability. Definitions for transit safety performance measures are as described in the NTD Safety and Security Manual.

Transit providers may choose to establish additional targets for safety performance monitoring and measurement. The following table documents existing performance targets set by transit operators in the SBCAG region.

**Table 11 - Public Transportation Agency Safety Plan (PTASP) Targets**

### PTASP Targets – Santa Barbara Metropolitan Transit District (SBMTD)

Mode of Service	Fatalities	Fatalities (per 10 million VRM)	Injuries	Injuries (per 10 million VRM)	Safety Events	Safety Events (per 10 million VRM)	System Reliability
Rail Transit	N/A	N/A	N/A	N/A	N/A	N/A	N/A
Bus Transit	0	0	1.3	0.05	1	0.04	8,000
ADA/ Para transit	0	0	1	0.04	4	0.17	50,000
Vans/Autos	N/A	N/A	N/A	N/A	N/A	N/A	N/A

### PTASP Targets – Santa Maria Regional Transit (SMRT)

Mode of Service	Fatalities	Fatalities (per 10 million VRM)	Injuries	Injuries (per 10 million VRM)	Safety Events	Safety Events (per 10 million VRM)	System Reliability
Rail Transit							
Bus Transit	0	0	0.24	N/A	0.95	N/A	0
ADA/ Para transit							
Vans/Autos							

### PTASP Targets – Santa Ynez Valley Transit (SYVT)

Mode of Service	Fatalities	Fatalities (per 10 million VRM)	Injuries	Injuries (per 10 million VRM)	Safety Events	Safety Events (per 10 million VRM)	System Reliability
Rail Transit							
Bus Transit	0	0	0	0	0	0	

ADA/ Para transit							
Vans/Autos							

<b>PTASP Targets – Clean Air Express</b>							
Mode of Service	Fatalities	Fatalities (per 10 million VRM)	Injuries	Injuries (per 10 million VRM)	Safety Events	Safety Events (per 10 million VRM)	System Reliability
Rail Transit							
Bus Transit	0	0	0	0	0	0	
ADA/ Para transit							
Vans/Autos							

<b>PTASP Targets – Guadalupe Transit</b>							
Mode of Service	Fatalities	Fatalities (per 10 million VRM)	Injuries	Injuries (per 10 million VRM)	Safety Events	Safety Events (per 10 million VRM)	System Reliability
Rail Transit							
Bus Transit	0	0	0	0	0	0	
ADA/ Para transit	0	0	0	0	0	0	
Vans/Autos							

<b>PTASP Targets –Santa Maria Organization of Transportation Helpers (SMOOTH)</b>							
Mode of Service	Fatalities	Fatalities (per 10 million VRM)	Injuries	Injuries (per 10 million VRM)	Safety Events	Safety Events (per 10 million VRM)	System Reliability
Rail Transit							
Bus Transit							
ADA/ Para transit	0	0	0	0	0	0	
Vans/Autos							

Each transit agency is required to make its transit safety performance targets available to MPOs to assist in the planning process, and coordinate, to the maximum extent practicable, with the MPO in selecting regional safety targets. More detailed information regarding targets from the transit agencies can be found for Santa Barbara MTD and the Clean Air Express. Santa Barbara MTD’s Public Transportation Agency Safety Plan can be found [here](#). The Clean Air Express’ Public Transportation Agency Safety Plan can be found [here](#).

**Table 12 - Summary of Transit Safety Projects in the 2023 FTIP**

Category	Number of Projects	% of Projects	Total Project Cost	% of Total Project Cost	Funding in the 4-Year Element	% of Funding in the 4-Year Element
Transit Safety Projects	8	11%	\$ 24,581,316	1%	\$ 6,860,000	1%
Non-Transit Safety Projects	68	89%	\$2,275,587,684	99%	\$ 630,548,000	99%
Total FTIP Investments	76	100%	\$2,300,169,000	100%	\$ 637,408,000	100%

\* All 8 projects identified above also benefit TAM Target. \$6.86 Million is funding in the 4 Year element.

There are 8 projects in the 2023 FTIP with approximately \$8 million in §5307 and CMAQ funding that specify the maintenance or replacement of transit assets.

### **Transit Safety Project Highlights**

The FTIP includes funding from multiple FTA sources for projects that support transit safety. Examples of these projects include bus replacement, bus pullouts, bulb-outs, bus stop improvements, light rail crossing improvements, train control, grade separations. For the SBCAG region, key projects that address transit safety include:

- Capital Purchase Seven Low Floor BEB Replacement Buses (MPO ID: SM60)
- Solvang Bus Stop Bench Replacement (MPO ID: SOLVANG04)

## **CHAPTER TWO - Financial Plan & Financial Constraint**

### **Introduction and Purpose**

As a programming document, the FTIP is required to be financially constrained – programmed expenditures must be balanced with specified revenues. Transportation projects scheduled over the next four fiscal years (the “quadrennial period”) that will receive federal funding must be identified. Projects anticipated beyond the quadrennial period are included for information purposes. Only projects with dedicated funding source(s) are allowed in the first fiscal year, and projects in the second, third and fourth years must be carefully reviewed to ensure that there is either a firm funding commitment, or a reasonable expectation that funds will be available.

### **The Need for Financial Plans and Financial Constraint**

A financial plan is the mechanism for demonstrating financial constraint in the metropolitan planning process. Financial constraint is a demonstration that there will be sufficient funds to implement proposed improvements, and to operate and maintain the entire system, by comparing costs with available financial resources. The federal agencies are responsible for making a financial constraint determination on the federally required FSTIP, with states and MPOs being called on to demonstrate such fiscal constraint.

In short, federal rulemaking states that RTPs and FTIPs must include a financial plan. MPOs must demonstrate, and FHWA and FTA must determine financial constraint, in the metropolitan planning process, all relying heavily on the MPO’s required financial plans.

### **The 2023 FTIP**

This 2023 FTIP updates the previous FTIP adopted in February 2021; it integrates new and modified projects which initially took form as amendments to the 2021 FTIP. Also, new data for the 2022 SHOPP and adopted 2022 STIP programs are included in the FTIP.

### **Year of Expenditure Dollars for Project Cost Estimates**

Project costs are presented in year of expenditure (YOE) dollars, assuming a cost inflation rate.

- Cost estimates are identified in year of expenditure dollars.
  - Construction costs for projects in the FTIP are assumed to increase between 0 and 3.75% annually. STIP funded projects represent a significant portion of the projects and are already inflated.
  - Operating expenses for Guadalupe Transit, COLT, SMAT, SYVT, and SBMTD were taken from the TDA Triennial Performance Audit Reports with a base year of FY 2005-06 and are assumed to increase by 3% annually, the rate used in the North Santa Barbara County Transit Plan.

### **System Preservation, Operation, and Maintenance Costs**

The operation and maintenance of the existing transportation system in Santa Barbara County is a top priority for SBCAG. Santa Barbara County’s transportation system includes an extensive network of local roadways, bridges, state highways, and passenger rail and bus transit. Multiple federal, state and local fund sources are utilized to operate and maintain the transportation system.

From 2008 to 2017, Santa Barbara County spent an average of about \$32.5 million per year on road maintenance and reconstruction for the region’s more than 3,000 lane miles of city and county roads (Data obtained from 2008-2017 California State Controller Local Streets and Roads Reports).

The California Statewide Local Streets and Roads Needs Assessment (Assessment) is a biannual report that details the conditions of the streets and roads in the state. The assessment ranks road conditions using a Pavement Condition Index (PCI) with values of zero (failed condition) to 100 (good to excellent condition). The latest update in 2020 ranks the average condition of the state’s local streets and roads in the “at risk” category with a score of 66. This is an improvement by one point after 2 years of SB1 funding (2018/19 and 2019/20). The table below, PCI and Needs by County, shows the PCI scores, number of lane miles, and total 10-year maintenance and rehabilitation need as identified in the Assessment for the SBCAG region. The total need for the region equates to roughly over \$95 million annually over the next 10 years. Compared to current expenditures, that leaves a nearly \$62.5 million-dollar annual gap in funding available for road maintenance and rehabilitation.

**Pavement Index Score (PCI) and Needs**

County	Center Line Miles	Lane Miles	Area (sq. yd.)	2020 PCI	10 Year Needs (2020 \$M)
Santa Barbara County	1,607	3,351	29,854,633	66	\$953

Funds that local agencies rely on for this shortfall for local roadway, bridge and state highway projects are federal Surface Transportation Program, federal Highway Bridge Program, local revenues, and the county transportation sales tax, Measure A.

Transit operations, maintenance, and capital needs of the existing transit system in Santa Barbara County includes operating assistance to transit operators, vehicle maintenance, vehicle replacement, bus purchases and safety/facility improvements for bus transit. Transit operations and maintenance is the responsibility of the individual transit operators. Funding for transit operations and maintenance in the 2023 FTIP is primarily provided through five programs: FTA 5307, FTA 5311, FTA 5310, FTA 5339, and Local Funds. In the 2023 FTIP period a total of \$154.8 million is identified in these revenues to support transit operations and maintenance – this total is expected to meet the operations and maintenance needs of all transit operators in the region.

Any shortfall for possible transit system needs is met using local funds. Local Measure A funds help fund interregional transit like the Clean Air Express and Coastal Express, each receive an estimated annual amount of \$1 million for the life of the Measure. Measure A also provides around \$1.3 million a year to SB MTD for transit capital and \$2.7 million a year for transit operations in the South Coast. Lastly, specialized transit for elderly and disabled also receives approximately \$500,000 in Measure A funds for specialized transit operators such as: Easy Lift, Lompoc Valley, Guadalupe Transit, Santa Maria Area Transit (SMAT), Santa Maria Organization of Transportation Helpers (SMOOTH), and Santa Ynez Valley Transit (SYVT). Some of these transit projects do not have federal funds so they are not shown in the 2023 FTIP.

Local jurisdictions and transit operators also utilize additional state and local funding sources for maintaining their transportation systems that are not all included in the 2023 FTIP.

The new federal transportation bill, the Infrastructure Investment and Jobs Act (IIJA), also includes increased funding for repairing and maintaining bridges, transit systems, and other infrastructure.

### **Financial Uncertainties**

This FTIP is based on reasonably anticipated revenues sources. However, it is important to note that events such as switching transportation funds to general fund purposes (such as vehicle weight fees) can shift funding away from transportation unexpectedly. And some fund sources are naturally more volatile (such as the gas tax, which relies on the price and sales of gasoline). Federal appropriations are conducted annually as is California's annual budget. As such, the figures represent the best available information as of June 2020.

It is important to note that the FTIP is a living document that can be amended at any time. This flexibility is essential for the ability to deliver projects in a timely manner or to modify projects as necessary and to keep the public informed of these actions.

Further, the FTIP is a programming document – it is useful in keeping the public informed of where federal public transportation dollars are being expended in their areas, and not an accounting document that focuses on precise dollar amounts.

### **Financial Constraint Determination**

The estimated revenue from all sources over the four year period FY 22/23 to FY 25/26 included in the FTIP is approximately \$637 million. As the tables included in Appendix 1 indicate, the revenues over the period, including the quadrennial element FY 22/23 to FY 25/26, are sufficient to implement proposed improvements in the FTIP, and operate and maintain the transportation system in the county.

The 2023 FTIP programs transportation funding from a wide variety of sources. Several of the major sources from which funds are programmed are:

- State Transportation Improvement Program (STIP) including:
  - Street and highway projects
  - Intercity passenger rail
  - Project planning, programming and monitoring
- Regional Surface Transportation Program (RSTP)
- Federal Transit including:
  - FTA Section 5307 – Urbanized Area Program
  - FTA Section 5310 – Elderly and Disabled Program
  - FTA Section 5311 – Rural and Small Urban Area Program
  - FTA Section 5311f – Rural Transit & Intercity Bus Program
  - FTA Section 5339 – Bus & Bus Facilities Program
- Other federal programs including High Priority (Demonstration) Projects
- State Highway Operation and Protection Program (SHOPP)



- State Grouped Projects Program (i.e., aggregated program amounts rather than individual projects) including: State minor projects
- Local Highway Bridge Program (HBP)
- Active Transportation Program (ATP)
- Highway Maintenance (HM)
- Highway Safety Improvement Program (HSIP)
- Recreational Trails Program
- Measure A local transportation sales tax and other locally-collected funds (such as development mitigation fees).

## CHAPTER 3 – FTIP Project Listings by Agency

### Overview

SBCAG is required to adopt a Federal Transportation Improvement Program identifying transportation projects proposed for implementation using federal funds as well as regionally significant projects which were funded by other sources (such as Measure A) for the upcoming four year period. This 2023 FTIP updates the previous FTIP adopted in February 2021, it integrates new and modified projects which initially took form as amendments to the 2021 FTIP, and, perhaps most significantly, it incorporates the major fund changes brought about through the 2022 STIP and 2022 SHOPP.

Most of the projects in the 2023 FTIP are carried over from the 2021 FTIP. To decide which projects to carryover, SBCAG asked project sponsors of projects in the 2019 FTIP to indicate which of their projects had been completed, were well underway or were still in planning or early implementation stages. During the preliminary review of the draft FTIP, project sponsors also were allowed to propose new projects to be included in the 2023 FTIP.

By replacing federal funding in many local projects through the STIP, local agencies have been relieved of many procedures and regulations more appropriate for large-scale projects. The major benefit of this procedural relief is that the unexpended time, effort and money can be redirected to developing and implementing their projects more effectively (the federal funds now go to Caltrans' state highways operations and maintenance programs, the SHOPP).

This chapter includes a comprehensive listing of the region's highway, local street, transit, bikeway, bridge and other projects be funded under the federal FAST Act transportation legislation, with updated information on each project's scope, lead agency, cost, schedule and funding sources. A project must be included in the FTIP, which has been approved by SBCAG, Caltrans and the Federal DOT, as a prerequisite to receiving federal funding.

Each printout includes a summary of the transportation project with the source of each fund by fiscal year. Most of the following project information sheets have been produced using California Transportation Improvement Program System (CTIPS) FTIP Management Database. The projects in the 2023 FTIP will be implemented by the local cities and the county, the transit districts, SBCAG, Caltrans and other public and private agencies that maintain, operate, improve and expand the transportation system in the Santa Barbara County region.

The complete inventory of projects in the 2023 FTIP is provided on the 2023 FTIP Project List, following the FTIP Document.

---

### Footnotes

<sup>i</sup> [23 CFR § 450.326 \(c, d\)](#)

<sup>ii</sup> The TERM scale is a measure of condition used in the National Transit Database (NTD). This is the five-point scale that agencies use to report the condition of their facility assets. An asset is deemed to be in good repair if it has a rating of 3, 4, or 5 on this scale.

<sup>iii</sup> MPO Frequently Asked Questions, Public Transportation Agency Safety Plan Final Rule, FTA <https://www.transit.dot.gov/regulations-and-programs/safety/public-transportation-agency-safety-program/mpo-frequently-asked#SPTQ4>

<sup>iv</sup> California Statewide Local Streets and Roads Needs Assessment, October 2018, pg. 39.

---

<https://www.savecaliforniastreet.org/wp-content/uploads/2018/10/2018-Statewide-Final-Report-1.pdf>

<sup>v</sup> Chapter 6 Highway Bridge Program, January 2019.

<https://dot.ca.gov/-/media/dot-media/programs/local-assistance/documents/lapg/g06.pdf>

**SBCAG 2023 FTIP Project Listings**  
 Project listings are organized by project sponsor

<b>PROJECT ID</b>	<b>PROJECT TITLE</b>
<b>CALTRANS - 14 Project Listings</b>	
CT20	Hwy 101 HOV lane/6 Lane Widening Carpinteria to Sycamore Creek - INCLUDED FOR INFORMATION ONLY
CT110	South Coast 101 HOV Lanes - Montecito to Santa Barbara
CT123	South Coast 101 HOV Carpinteria (Segment 4A)- INCLUDED FOR INFORMATION ONLY
CT125	South Coast 101 HOV Padaro (Segment 4B)- INCLUDED FOR INFORMATION ONLY
CT126	South Coast 101 HOV Summerland (Segment 4C)- INCLUDED FOR INFORMATION ONLY
CT127	Santa Barbara U.S. 101 Multi-modal Corridor Project - Segment 4D North
CT128	Los Alamos Connected Community project
SBCAG30	Santa Monica/Via Real Intersection Improvements - INCLUDED FOR INFORMATION ONLY
<b>Caltrans Grouped Listings</b>	
CT24	Grouped Projects for Safety Improvements - SHOPP Mandates Program - <b>1 project</b> currently programmed
CT45	Grouped Projects for Safety Improvements, Shoulder Improvements, Pavement Resurfacing and/or rehabilitation - SHOPP Minor Program - <b>2 projects</b> currently programmed
SHOPP1	Grouped Projects for Bridge Rehabilitation and Reconstruction - SHOPP Program - <b>12 projects</b> currently programmed
SHOPP2	Grouped Projects for Safety Improvements - SHOPP Collision Reduction Program - <b>4 projects</b> currently programmed
SHOPP3	Grouped Projects for Pavement Resurfacing and/or Rehabilitation- SHOPP Roadway Preservation Program - <b>15 projects</b> currently programmed
SHOPP6	Grouped Projects for Mobility - SHOPP Program - <b>1 project</b> currently programmed - INCLUDED FOR INFORMATION ONLY
<b>CITY OF BUELLTON</b>	
City of Buellton does not have any individually listed projects in the FTIP	
<b>CITY OF CARPINTERIA</b>	
City of Carpinteria does not have any individually listed projects in the FTIP	
<b>Devereux Advanced Behavioral Health California - 1 Project Listing</b>	
DEV01	Five Minivan Purchase
<b>EASY LIFT - 2 Project Listings</b>	
EZLIFT08	Operating Assistance - INCLUDED FOR INFORMATION ONLY
EZLIFT11	Easy Lift Five Minivan Purchase
<b>CITY OF GOLETA - 5 Project Listings</b>	
GOLETA08	Ekwil Street and Fowler Road Extensions - INCLUDED FOR INFORMATION ONLY
GOLETA19	Hollister Avenue Class I Bike Path - INCLUDED FOR INFORMATION ONLY
GOLETA20	Old Town Goleta: Hollister Avenue Complete Streets Corridor Plan - INCLUDED FOR INFORMATION ONLY
GOLETA21	Old Town Sidewalk Infill - INCLUDED FOR INFORMATION ONLY
GOLETA23	San Jose Multipurpose Path - INCLUDED FOR INFORMATION ONLY
<b>CITY OF GUADALUPE - 4 Project Listing</b>	
GUAD4	Guadalupe - Transit Operating Assistance
GUAD13	Guadalupe Street (Hwy 1) Pedestrian Improvements - INCLUDED FOR INFORMATION ONLY
GUAD14	Electric Bus Purchase
GUAD15	Support Equip/Facilities-Equipment (5339a) Charging Equipment
<b>CITY OF LOMPOC - 2 Project Listings</b>	
LOMPOC9	Operating Assistance - COLT
LOMPOC23	Operations and Maintenance Center - INCLUDED FOR INFORMATION ONLY
<b>SAN LUIS OBISPO REGIONAL TRANSIT AUTHORITY (SLORTA) - 2 Project Listings</b>	

SLORTA1	Operating Assistance for SLORTA Route 10
SLORTA02	Express Service between Santa Maria and San Luis Obispo - Operations - INCLUDED FOR INFORMATION ONLY
<b>UNIVERSITY OF CALIFORNIA AT SANTA BARBARA (UCSB) - 1 Project Listing</b>	
UCSB03	UC Santa Barbara North Campus Open Space Multi-Modal Trail - INCLUDED FOR INFORMATION ONLY
<b>COMMUNITY PARTNERS IN CARING - 1 Project Listing</b>	
CPC01	CPC Operating Assistance
<b>SBCAG - 10 Project Listings</b>	
SBCAG11	Planning, Programming and Monitoring
SBCITY16	Cabrillo Underpass Replacement and Multi Modal Improvements - INCLUDED FOR INFORMATION ONLY
SBCAG27	Santa Claus Lane Bike Path - INCLUDED FOR INFORMATION ONLY
SBCAG28	Olive Mill Road & San Ysidro Road Intersection Improvement Projects - INCLUDED FOR INFORMATION ONLY
SBCAG29	Rincon Multi-use Trail - INCLUDED FOR INFORMATION ONLY
SBCAG31	North Padaro Lane Coastal Access Improvements - INCLUDED FOR INFORMATION ONLY
SBCAG32	Santa Claus Lane Class I Bikeway - INCLUDED FOR INFORMATION ONLY
SBCAG34	Summerland Area Coastal Access Improvements - INCLUDED FOR INFORMATION ONLY
SBCAG35	Clean Air Express Bus replacement - INCLUDED FOR INFORMATION ONLY
SBCAG36	Clean Air Express Operating Assistance - INCLUDED FOR INFORMATION ONLY
<b>CITY OF SANTA BARBARA - 6 Project Listings</b>	
SBCITY22	Westside Bike Boulevard Gap Closure- INCLUDED FOR INFORMATION ONLY
SBCITY23	Eastside Green Lanes & Bike Boulevard Gap Closure - INCLUDED FOR INFORMATION ONLY
SBCITY24	Downtown De LaVina Street Safe Crosswalks and Buffered Bike Lanes Drive
SBCITY25	U.S. 101 State Street Undercrossing Active Transportation Improvements
SBCITY26	Lower Eastside Community Connectivity Active Transportation Plan - INCLUDED FOR INFORMATION ONLY
SBCITY27	Upper De La Vina Street Gap Closure and Safe Crossings
<b>COUNTY OF SANTA BARBARA - 4 Project Listings</b>	
COUNTY19H	Reconstruct segments of Hollister Avenue- INCLUDED FOR INFORMATION ONLY
COUNTY31	Santa Claus Lane Streetscape, Coastal Access Parking and Railroad Crossing - INCLUDED FOR INFORMATION ONLY
COUNTY32	Pavement rehabilitation in Santa Barbara county- INCLUDED FOR INFORMATION ONLY
COUNTY33	Modoc Road Multimodal Path Gap Closure
<b>SANTA BARBARA METROPOLITAN TRANSIT DISTRICT - 5 Project Listings</b>	
MTD1	SBMTD Operating Assistance
MTD15	SBMTD Transit Bus Replacement - INCLUDED FOR INFORMATION ONLY
MTD17	SBMTD Rebuild/Overhaul Transit Buses - INCLUDED FOR INFORMATION ONLY
MTD18	MTD Facility Improvements
MTD19	MTD Contactless Fare Payment System - INCLUDED FOR INFORMATION ONLY
<b>CITY OF SANTA MARIA - 11 Project Listings</b>	
SM010	Federal Transit Operating Assistance for SMAT
SM025	Bus Replacement and Expansion - SMAT- INCLUDED FOR INFORMATION ONLY
SM41	FTA 5311f - Intercity transit operations from Santa Maria to Santa Ynez Valley ONLY - INCLUDED FOR INFORMATION ONLY
SM53	Replacement buses - SMAT- INCLUDED FOR INFORMATION ONLY
SM55	Highway 101/Highway 135 Interchange
SM56	Ten Electric Bus Purchase
SM57	Five Electric Bus Purchase
SM58	SMRT Annual Operating Expenses for All Services
SM59	SMRT Annual Preventative Maintenance
SM60	Capital Purchase Seven Low Floor BEB Replacement Buses
SM61	SMRT Real Estate Acquisition for Remote Bus Yard
<b>SANTA MARIA ORGANIZATION OF TRANSPORTATION HELPERS - 2 Project Listing</b>	
SMOOTH09	SMOOTH Rolling Stock - INCLUDED FOR INFORMATION ONLY
SMOOTH10	SMOOTH Bus Replacement - INCLUDED FOR INFORMATION ONLY

<b>CITY OF SOLVANG - 4 Project Listing</b>	
SOLVANG02	Transit Operating Assistance
SOLVANG03	Rolling Stock - INCLUDED FOR INFORMATION ONLY
SOLVANG04	Solvang Bus Stop Bench Replacement - INCLUDED FOR INFORMATION ONLY
SOLVANG05	Vehicle Replacement - INCLUDED FOR INFORMATION ONLY
<b>GROUPED PROJECT LISTINGS AND VARIOUS - 2 Project Listings</b>	
LOCALHSIP	<i>Grouped Projects for Safety Improvements - HSIP - 6 projects programmed</i>
CT14	<i>Grouped Projects for Highway Bridge Program - 18 projects currently programmed</i>

**SBCAG 2023 FTIP Project Listings**  
**Completed Projects from the Prior 2021 FTIP**  
**4 Projects Completed**

<b>PROJECT ID</b>	<b>PROJECT TITLE</b>
SM52	ADA Sedan - SMAT- INCLUDED FOR INFORMATION ONLY
SM54	Bus Overhaul - SMAT- INCLUDED FOR INFORMATION ONLY
SM31	Capital Cost of Contracting - SMAT - INCLUDED FOR INFORMATION ONLY
EZLIFT10	Easy Lift Bus Replacement- INCLUDED FOR INFORMATION ONLY

**Santa Barbara County Association of Governments - Federal Transportation Improvement Program  
(Dollars in Thousands)  
State Highway System**

DIST: 05	PPNO: EA: 7101 05-0N700	CTIPS ID: 208-0000-0273	TITLE (DESCRIPTION): Hwy 101 HOV lane/6 Lane Widening Carp to Sycamore (Widen Hwy 101 from 4 to 6 lanes (HOV) from Carpinteria Creek (Carpinteria) to Sycamore Creek (Santa Barbara). RTP ID: CT-MA-2. Estimated Total Project Cost = \$24,035,000. The project does not have any funding in the 2023 FTIP period and will be carried over for information purposes only.)	MPO Aprv: State Aprv: Federal Aprv:
CT PROJECT ID:		MPO ID.: <b>CT20</b>		EPA TABLE II or III EXEMPT CATEGORY
COUNTY: Santa Barbara County	ROUTE: 101	PM: 9.100 / 12.300		

IMPLEMENTING AGENCY: Caltrans  
PROJECT MANAGER:

PHONE:

EMAIL:

PROJECT VERSION HISTORY (Printed Version is Shaded)

Dollars in Thousands - Total For Project

Version	Status	Date	Updated By	Change Reason	Amend No.	Prog Con	Prog RW	PE
1	Active	07/15/2022	JMATA	Adoption - Carry Over	0		2,050	21,985

* RIP -		PRIOR	22-23	23-24	24-25	25-26	26-27	27-28	BEYOND	TOTAL
* Fund Source 1 of 3	PE	10,535								10,535
	RW	2,050								2,050
* Fund Type: STIP Advance Construction	CON									
* Funding Agency:	Total:	12,585								12,585

* IIP -		PRIOR	22-23	23-24	24-25	25-26	26-27	27-28	BEYOND	TOTAL
* Fund Source 2 of 3	PE	2,000								2,000
	RW									
* Fund Type: STIP Advance Construction	CON									
* Funding Agency:	Total:	2,000								2,000

* RIP -		PRIOR	22-23	23-24	24-25	25-26	26-27	27-28	BEYOND	TOTAL
* Fund Source 3 of 3	PE	9,450								9,450
	RW									
* Fund Type: State Cash	CON									
* Funding Agency:	Total:	9,450								9,450

Project Total:		PRIOR	22-23	23-24	24-25	25-26	26-27	27-28	BEYOND	TOTAL
	PE	21,985								21,985
	RW	2,050								2,050
	CON									
	Total:	24,035								24,035

**Comments:**

\*\*\*\*\* Version 1 - 07/12/22 \*\*\*\*\*

Project data transferred from 2020 FTIP.

\*\*\*\*\* Version 1 - 09/09/20 \*\*\*\*\*

Project data transferred from 2018 FTIP.

Carry over from 16-17 \*\* Carry over from 2017 FTIP as amendment 1 to 2019 FTIP.



**Santa Barbara County Association of Governments - Federal Transportation Improvement Program  
(Dollars in Thousands)  
State Highway System**

DIST: 05	PPNO: 7101B	EA: 0N70B	CTIPS ID: 208-0000-0423	TITLE (DESCRIPTION): South Coast 101 HOV Lanes - Montecito to Santa Barbara (South Coast 101 HOV Lanes - Montecito to Santa Barbara (Segments 4D-4E) (In and near Montecito and Santa Barbara, from Sheffield Drive to Sycamore Creek. Construct HOV lanes.) RTP ID: CT-MA-2. Estimated Total Project Cost = \$80,231,000.)	MPO Aprv: State Aprv: Federal Aprv:  EPA TABLE II or III EXEMPT CATEGORY
CT PROJECT ID:			MPO ID: <b>CT110</b>		
COUNTY: Santa Barbara County	ROUTE:		PM:		

IMPLEMENTING AGENCY: Caltrans  
PROJECT MANAGER: David Emerson

PHONE: (805) 748-1315

EMAIL: david.emerson@dot.ca.gov

*PROJECT VERSION HISTORY (Printed Version is Shaded)*

*Dollars in Thousands - Total For Project*

Version	Status	Date	Updated By	Change Reason	Amend No.	Prog Con	Prog RW	PE
1	Active	09/22/2022	JMATA	Adoption - Carry Over	0	46,550	13,979	19,702

* RIP -		PRIOR	22-23	23-24	24-25	25-26	26-27	27-28	BEYOND	TOTAL
* Fund Source 1 of 5	PE	3,149								3,149
	RW									
* Fund Type: STIP Advance Construction	CON									
* Funding Agency:	Total:	3,149								3,149

* RIP -		PRIOR	22-23	23-24	24-25	25-26	26-27	27-28	BEYOND	TOTAL
* Fund Source 2 of 5	PE	2,700								2,700
	RW									
* Fund Type: STIP Advance Construction	CON									
* Funding Agency:	Total:	2,700								2,700

* Local Funds -		PRIOR	22-23	23-24	24-25	25-26	26-27	27-28	BEYOND	TOTAL
* Fund Source 3 of 5	PE	13,253								13,253
	RW	10,230								10,230
* Fund Type: Local Measure	CON			46,550						46,550
* Funding Agency:	Total:	23,483		46,550						70,033

* IIP -		PRIOR	22-23	23-24	24-25	25-26	26-27	27-28	BEYOND	TOTAL
* Fund Source 4 of 5	PE	600								600
	RW									
* Fund Type: STIP Advance Construction	CON									
* Funding Agency:	Total:	600								600

* Other State -		PRIOR	22-23	23-24	24-25	25-26	26-27	27-28	BEYOND	TOTAL
* Fund Source 5 of 5	PE									
	RW	3,681	68							3,749
* Fund Type: State Local Partnership	CON									
* Funding Agency:	Total:	3,681	68							3,749

<b>Project Total:</b>		PRIOR	22-23	23-24	24-25	25-26	26-27	27-28	BEYOND	TOTAL
	PE	19,702								19,702
	RW	13,911	68							13,979
	CON			46,550						46,550
	Total:	33,613	68	46,550						80,231

**Comments:**

\*\*\*\*\* Version 1 - 07/12/22 \*\*\*\*\*  
Project data transferred from 2020 FTIP.  
\*\*\*\*\* Version 3 - 05/09/2022 \*\*\*\*\*  
\*\*\*\*\* Version 1 - 08/14/20 \*\*\*\*\*  
Project data transferred from 2018 FTIP.  
\*\*\*\*\* Version 1 - 02/27/2019 \*\*\*\*\*

**Santa Barbara County Association of Governments - Federal Transportation Improvement Program  
(Dollars in Thousands)  
State Highway System**

DIST: 05	PPNO: EA: 7101C 0N701	CTIPS ID: 208-0000-0407	TITLE (DESCRIPTION): South Coast 101 HOV Carpinteria (Segment 4A) (In Santa Barbara County, in Carpinteria from 0.2 miles south of Bailard Avenue to 0.5 miles south of S. Padaro Lane. Construct HOV lanes. This is a grandchild of parent project 05-0N700 (PPNO 7101) and child of parent 05-0N70A (PPNO 7101A). RTP ID: CT-MA-2. Estimated Total Project Cost = \$77,145,000. The project does not have any funding in the 2023 FTIP period and will be carried over for information purposes only.)	MPO Aprv: State Aprv: Federal Aprv:
CT PROJECT ID:		MPO ID: CT123		EPA TABLE II or III EXEMPT CATEGORY
COUNTY: Santa Barbara County	ROUTE: 101	PM: 1.400 / 4.800		

IMPLEMENTING AGENCY: Caltrans  
PROJECT MANAGER:

PHONE:

EMAIL:

*PROJECT VERSION HISTORY (Printed Version is Shaded)*

*Dollars in Thousands - Total For Project*

<u>Version</u>	<u>Status</u>	<u>Date</u>	<u>Updated By</u>	<u>Change Reason</u>	<u>Amend No.</u>	<u>Prog Con</u>	<u>Prog RW</u>	<u>PE</u>
1	Active	07/15/2022	JMATA	Adoption - Carry Over	0	59,120	6,660	11,365

* RIP -				<u>PRIOR</u>	<u>22-23</u>	<u>23-24</u>	<u>24-25</u>	<u>25-26</u>	<u>26-27</u>	<u>27-28</u>	<u>BEYOND</u>	<u>TOTAL</u>
* Fund Source 1 of 7			PE									
			RW									
* Fund Type: STIP Advance Construction			CON	3,620								3,620
* Funding Agency:			Total:	3,620								3,620

* RIP -				<u>PRIOR</u>	<u>22-23</u>	<u>23-24</u>	<u>24-25</u>	<u>25-26</u>	<u>26-27</u>	<u>27-28</u>	<u>BEYOND</u>	<u>TOTAL</u>
* Fund Source 2 of 7			PE									
			RW	5,240								5,240
* Fund Type: STIP Advance Construction			CON									
* Funding Agency:			Total:	5,240								5,240

* RIP Prior -				<u>PRIOR</u>	<u>22-23</u>	<u>23-24</u>	<u>24-25</u>	<u>25-26</u>	<u>26-27</u>	<u>27-28</u>	<u>BEYOND</u>	<u>TOTAL</u>
* Fund Source 3 of 7			PE	8,870								8,870
			RW	1,420								1,420
* Fund Type: STIP Advance Construction			CON									
* Funding Agency:			Total:	10,290								10,290

* IIP -				<u>PRIOR</u>	<u>22-23</u>	<u>23-24</u>	<u>24-25</u>	<u>25-26</u>	<u>26-27</u>	<u>27-28</u>	<u>BEYOND</u>	<u>TOTAL</u>
* Fund Source 4 of 7			PE	2,495								2,495
			RW									
* Fund Type: National Hwy System			CON									
* Funding Agency:			Total:	2,495								2,495

* State SB1 TCEP -				<u>PRIOR</u>	<u>22-23</u>	<u>23-24</u>	<u>24-25</u>	<u>25-26</u>	<u>26-27</u>	<u>27-28</u>	<u>BEYOND</u>	<u>TOTAL</u>
* Fund Source 5 of 7			PE									
			RW									
* Fund Type: Road Repair and Accountability Act of 2017			CON	51,000								51,000
* Funding Agency:			Total:	51,000								51,000

* Local Funds -				<u>PRIOR</u>	<u>22-23</u>	<u>23-24</u>	<u>24-25</u>	<u>25-26</u>	<u>26-27</u>	<u>27-28</u>	<u>BEYOND</u>	<u>TOTAL</u>
* Fund Source 6 of 7			PE									
			RW									
* Fund Type: Local Measure			CON	600								600
* Funding Agency:			Total:	600								600

**Santa Barbara County Association of Governments - Federal Transportation Improvement Program  
(Dollars in Thousands)  
State Highway System**

* RSTP -		<u>PRIOR</u>	<u>22-23</u>	<u>23-24</u>	<u>24-25</u>	<u>25-26</u>	<u>26-27</u>	<u>27-28</u>	<u>BEYOND</u>	<u>TOTAL</u>
* Fund Source 7 of 7	PE									
	RW									
* Fund Type: STP Local	CON	3,900								3,900
* Funding Agency:	Total:	3,900								3,900

<b>Project Total:</b>		<u>PRIOR</u>	<u>22-23</u>	<u>23-24</u>	<u>24-25</u>	<u>25-26</u>	<u>26-27</u>	<u>27-28</u>	<u>BEYOND</u>	<u>TOTAL</u>
	PE	11,365								11,365
	RW	6,660								6,660
	CON	59,120								59,120
	Total:	77,145								77,145

Comments:

\*\*\*\*\* Version 1 - 07/12/22 \*\*\*\*\*

Project data transfered from 2020 FTIP.

\*\*\*\*\* Version 1 - 08/14/20 \*\*\*\*\*

Project data transfered from 2018 FTIP.

\*\*\*\*\* Version 5 - 03/20/2020 \*\*\*\*\*

\*\*\*\*\* Version 4 - 01/29/2020 \*\*\*\*\*

\*\*\*\*\* Version 3 - 07/11/2019 \*\*\*\*\*

Carry over from 16-15 \*\* Carrying over project into 2019 FTIP.

**Santa Barbara County Association of Governments - Federal Transportation Improvement Program  
(Dollars in Thousands)  
State Highway System**

DIST: 05	PPNO: EA: 0N702	CTIPS ID: 208-0000-0408	TITLE (DESCRIPTION): South Coast 101 HOV - Padaro (Segment 4B) (In Santa Barbara County, near Carpinteria and Summerland, from 0.9 miles south of Padaro Lane Undercrossing to 0.6 miles north of Padaro Lane Overcrossing. Construct HOV lanes. This is a grandchild of parent project 05-0N700 (PPNO 7101) and child of parent 05-0N70A (PPNO 7101A). RTP ID: CT-MA-2. Estimated Total Project Cost = \$119,080,000. The project does not have any funding in the 2023 FTIP period and will be carried over for information purposes only.)	MPO Aprv: State Aprv: Federal Aprv:
CT PROJECT ID:	MPO ID: CT125			EPA TABLE II or III EXEMPT CATEGORY
COUNTY: Santa Barbara County	ROUTE: 101	PM: 0.000 / 0.000		

IMPLEMENTING AGENCY: Caltrans  
PROJECT MANAGER:

PHONE:

EMAIL:

*PROJECT VERSION HISTORY (Printed Version is Shaded)*

*Dollars in Thousands - Total For Project*

<u>Version</u>	<u>Status</u>	<u>Date</u>	<u>Updated By</u>	<u>Change Reason</u>	<u>Amend No.</u>	<u>Prog Con</u>	<u>Prog RW</u>	<u>PE</u>
1	Active	07/22/2022	JMATA	Adoption - Carry Over	0	95,120	11,210	12,750

* Local Funds -		<u>PRIOR</u>	<u>22-23</u>	<u>23-24</u>	<u>24-25</u>	<u>25-26</u>	<u>26-27</u>	<u>27-28</u>	<u>BEYOND</u>	<u>TOTAL</u>
* Fund Source 1 of 6	PE									
* Fund Type: Measure A	RW	5,877								5,877
* Funding Agency:	CON	27,600								27,600
	Total:	33,477								33,477

* RIP Prior -		<u>PRIOR</u>	<u>22-23</u>	<u>23-24</u>	<u>24-25</u>	<u>25-26</u>	<u>26-27</u>	<u>27-28</u>	<u>BEYOND</u>	<u>TOTAL</u>
* Fund Source 2 of 6	PE	2,250								2,250
* Fund Type: State Cash	RW									
* Funding Agency:	CON									
	Total:	2,250								2,250

* RIP -		<u>PRIOR</u>	<u>22-23</u>	<u>23-24</u>	<u>24-25</u>	<u>25-26</u>	<u>26-27</u>	<u>27-28</u>	<u>BEYOND</u>	<u>TOTAL</u>
* Fund Source 3 of 6	PE									
* Fund Type: STIP Advance Construction	RW	3,613								3,613
* Funding Agency:	CON	4,210								4,210
	Total:	7,823								7,823

* State SB1 SCCP -		<u>PRIOR</u>	<u>22-23</u>	<u>23-24</u>	<u>24-25</u>	<u>25-26</u>	<u>26-27</u>	<u>27-28</u>	<u>BEYOND</u>	<u>TOTAL</u>
* Fund Source 4 of 6	PE									
* Fund Type: Road Repair and Accountability Act of 2017	RW									
* Funding Agency:	CON	63,310								63,310
	Total:	63,310								63,310

* IIP -		<u>PRIOR</u>	<u>22-23</u>	<u>23-24</u>	<u>24-25</u>	<u>25-26</u>	<u>26-27</u>	<u>27-28</u>	<u>BEYOND</u>	<u>TOTAL</u>
* Fund Source 5 of 6	PE	3,475								3,475
* Fund Type: National Hwy System	RW									
* Funding Agency:	CON									
	Total:	3,475								3,475

* RIP Prior -		<u>PRIOR</u>	<u>22-23</u>	<u>23-24</u>	<u>24-25</u>	<u>25-26</u>	<u>26-27</u>	<u>27-28</u>	<u>BEYOND</u>	<u>TOTAL</u>
* Fund Source 6 of 6	PE	7,025								7,025
* Fund Type: STIP Advance Construction	RW	1,720								1,720
* Funding Agency:	CON									
	Total:	8,745								8,745

**Santa Barbara County Association of Governments - Federal Transportation Improvement Program  
(Dollars in Thousands)  
State Highway System**

<b>Project Total:</b>		<u>PRIOR</u>	<u>22-23</u>	<u>23-24</u>	<u>24-25</u>	<u>25-26</u>	<u>26-27</u>	<u>27-28</u>	<u>BEYOND</u>	<u>TOTAL</u>
	PE	12,750								12,750
	RW	11,210								11,210
	CON	95,120								95,120
	Total:	119,080								119,080

Comments:

\*\*\*\*\* Version 1 - 07/12/22 \*\*\*\*\*

Project data transferred from 2020 FTIP.

\*\*\*\*\* Version 4 - 06/10/2021 \*\*\*\*\*

\*\*\*\*\* Version 1 - 09/09/20 \*\*\*\*\*

Project data transferred from 2018 FTIP.

Carry over from 16-15 \*\* Carrying over project into 2019 FTIP.

**Santa Barbara County Association of Governments - Federal Transportation Improvement Program  
(Dollars in Thousands)  
State Highway System**

DIST: 05	PPNO: EA: 0N703	CTIPS ID: 208-0000-0409	TITLE (DESCRIPTION): South Coast 101 HOV - Summerland (Segment 4C) (In Santa Barbara County, in and near Summerland from 0.2 miles north of padaro lane Overcrossing to San Ysidro Creek Bridge. Construct HOV lanes. This is a grandchild of parent project 05-0N700 (PPNO7101) and a child of project 05-0N70A (PPNO7101A). RTP ID: CT-MA-2. Estimated Total Project Cost = \$98,888,000. The project does not have any funding in the 2023 FTIP period and will be carried over for information purposes only.)	MPO Aprv: State Aprv: Federal Aprv:
CT PROJECT ID:		MPO ID: CT126		EPA TABLE II or III EXEMPT CATEGORY
COUNTY: Santa Barbara County	ROUTE: 101	PM: 0.000 / 0.000		

IMPLEMENTING AGENCY: Caltrans  
PROJECT MANAGER:

PHONE:

EMAIL:

*PROJECT VERSION HISTORY (Printed Version is Shaded)*

*Dollars in Thousands - Total For Project*

<u>Version</u>	<u>Status</u>	<u>Date</u>	<u>Updated By</u>	<u>Change Reason</u>	<u>Amend No.</u>	<u>Prog Con</u>	<u>Prog RW</u>	<u>PE</u>
1	Active	07/15/2022	JMATA	Adoption - Carry Over	0	85,468	4,090	9,330

* Local Funds -		<u>PRIOR</u>	<u>22-23</u>	<u>23-24</u>	<u>24-25</u>	<u>25-26</u>	<u>26-27</u>	<u>27-28</u>	<u>BEYOND</u>	<u>TOTAL</u>
* Fund Source 1 of 7	PE	5,910								5,910
	RW	4,090								4,090
* Fund Type: Measure A	CON	34,929								34,929
* Funding Agency:	Total:	44,929								44,929

* State SB1 SCCC -		<u>PRIOR</u>	<u>22-23</u>	<u>23-24</u>	<u>24-25</u>	<u>25-26</u>	<u>26-27</u>	<u>27-28</u>	<u>BEYOND</u>	<u>TOTAL</u>
* Fund Source 2 of 7	PE									
	RW									
* Fund Type: Road Repair and Accountability Act of 2017	CON	44,040								44,040
* Funding Agency:	Total:	44,040								44,040

* RIP -		<u>PRIOR</u>	<u>22-23</u>	<u>23-24</u>	<u>24-25</u>	<u>25-26</u>	<u>26-27</u>	<u>27-28</u>	<u>BEYOND</u>	<u>TOTAL</u>
* Fund Source 3 of 7	PE	1,040								1,040
	RW									
* Fund Type: National Hwy System	CON									
* Funding Agency:	Total:	1,040								1,040

* RIP -		<u>PRIOR</u>	<u>22-23</u>	<u>23-24</u>	<u>24-25</u>	<u>25-26</u>	<u>26-27</u>	<u>27-28</u>	<u>BEYOND</u>	<u>TOTAL</u>
* Fund Source 4 of 7	PE	1,950								1,950
	RW									
* Fund Type: State Cash	CON									
* Funding Agency:	Total:	1,950								1,950

* IIP -		<u>PRIOR</u>	<u>22-23</u>	<u>23-24</u>	<u>24-25</u>	<u>25-26</u>	<u>26-27</u>	<u>27-28</u>	<u>BEYOND</u>	<u>TOTAL</u>
* Fund Source 5 of 7	PE	430								430
	RW									
* Fund Type: National Hwy System	CON									
* Funding Agency:	Total:	430								430

* Other Fed -		<u>PRIOR</u>	<u>22-23</u>	<u>23-24</u>	<u>24-25</u>	<u>25-26</u>	<u>26-27</u>	<u>27-28</u>	<u>BEYOND</u>	<u>TOTAL</u>
* Fund Source 6 of 7	PE									
	RW									
* Fund Type: Highway Infrastructure Program (HIP)	CON	3,099								3,099
* Funding Agency:	Total:	3,099								3,099

**Santa Barbara County Association of Governments - Federal Transportation Improvement Program  
(Dollars in Thousands)  
State Highway System**

* RIP -		<u>PRIOR</u>	<u>22-23</u>	<u>23-24</u>	<u>24-25</u>	<u>25-26</u>	<u>26-27</u>	<u>27-28</u>	<u>BEYOND</u>	<u>TOTAL</u>
* Fund Source 7 of 7	PE									
	RW									
* Fund Type: STIP Advance Construction	CON	3,400								3,400
* Funding Agency:	Total:	3,400								3,400

<b>Project Total:</b>		<u>PRIOR</u>	<u>22-23</u>	<u>23-24</u>	<u>24-25</u>	<u>25-26</u>	<u>26-27</u>	<u>27-28</u>	<u>BEYOND</u>	<u>TOTAL</u>
	PE	9,330								9,330
	RW	4,090								4,090
	CON	85,468								85,468
	Total:	98,888								98,888

Comments:

\*\*\*\*\* Version 1 - 07/12/22 \*\*\*\*\*

Project data transferred from 2020 FTIP.

\*\*\*\*\* Version 1 - 08/14/20 \*\*\*\*\*

Project data transferred from 2018 FTIP.

\*\*\*\*\* Version 5 - 06/19/2020 \*\*\*\*\*

\*\*\*\*\* Version 4 - 04/24/2020 \*\*\*\*\*

\*\*\*\*\* Version 3 - 01/29/2020 \*\*\*\*\*

Carry over from 16-15 \*\* Carrying over project into 2019 FTIP.

**Santa Barbara County Association of Governments - Federal Transportation Improvement Program  
(Dollars in Thousands)  
State Highway System**

DIST: 05	PPNO: EA: 7101W 0N743	CTIPS ID: 208-0000-0443	TITLE (DESCRIPTION): Santa Barbara U.S. 101 Multi-modal Corridor Project - Segment 4D North (In Santa Barbara County on Route 101, 0.1 miles south of the San Ysidro Avenue Overcrossing to 0.1 miles north of the Olive Mill Overcrossing. Construct HOV Lanes. (Local contribution for PA&ED, PS&E, RW Capital and R/W Sup as part of STIP project EA 0N70B). Estimated total project cost=\$14,416,000)	MPO Aprv: State Aprv: Federal Aprv:  EPA TABLE II or III EXEMPT CATEGORY
CT PROJECT ID:		MPO ID: CT127		
COUNTY: Santa Barbara County	ROUTE:	PM:		

IMPLEMENTING AGENCY: Caltrans  
PROJECT MANAGER: Joseph Arnold

PHONE: (805) 441-3760

EMAIL: joseph.arnold@dot.ca.gov

*PROJECT VERSION HISTORY (Printed Version is Shaded)*

*Dollars in Thousands - Total For Project*

Version	Status	Date	Updated By	Change Reason	Amend No.	Prog Con	Prog RW	PE				
1	Active	09/22/2022	JMATA	Adoption - Carry Over	0	14,416						
* Other Fed -				<u>PRIOR</u>	<u>22-23</u>	<u>23-24</u>	<u>24-25</u>	<u>25-26</u>	<u>26-27</u>	<u>27-28</u>	<u>BEYOND</u>	<u>TOTAL</u>
* Fund Source 1 of 5				PE								
* Fund Type: Coronavirus Response and Relief Supplemental Appro				RW								
				CON	2,046						2,046	
* Funding Agency:				Total:	2,046						2,046	
* RIP -				<u>PRIOR</u>	<u>22-23</u>	<u>23-24</u>	<u>24-25</u>	<u>25-26</u>	<u>26-27</u>	<u>27-28</u>	<u>BEYOND</u>	<u>TOTAL</u>
* Fund Source 2 of 5				PE								
* Fund Type: COVID Relief Funds - STIP				RW								
				CON	2,544						2,544	
* Funding Agency:				Total:	2,544						2,544	
* Local Funds -				<u>PRIOR</u>	<u>22-23</u>	<u>23-24</u>	<u>24-25</u>	<u>25-26</u>	<u>26-27</u>	<u>27-28</u>	<u>BEYOND</u>	<u>TOTAL</u>
* Fund Source 3 of 5				PE								
* Fund Type: Local Measure				RW								
				CON	1,216						1,216	
* Funding Agency:				Total:	1,216						1,216	
* RIP -				<u>PRIOR</u>	<u>22-23</u>	<u>23-24</u>	<u>24-25</u>	<u>25-26</u>	<u>26-27</u>	<u>27-28</u>	<u>BEYOND</u>	<u>TOTAL</u>
* Fund Source 4 of 5				PE								
* Fund Type: STIP Advance Construction				RW								
				CON	5,945						5,945	
* Funding Agency: Santa Barbara County Association of Governments				Total:	5,945						5,945	
* RIP -				<u>PRIOR</u>	<u>22-23</u>	<u>23-24</u>	<u>24-25</u>	<u>25-26</u>	<u>26-27</u>	<u>27-28</u>	<u>BEYOND</u>	<u>TOTAL</u>
* Fund Source 5 of 5				PE								
* Fund Type: STIP Advance Construction				RW								
				CON	2,665						2,665	
* Funding Agency:				Total:	2,665						2,665	
<b>Project Total:</b>				<u>PRIOR</u>	<u>22-23</u>	<u>23-24</u>	<u>24-25</u>	<u>25-26</u>	<u>26-27</u>	<u>27-28</u>	<u>BEYOND</u>	<u>TOTAL</u>
				PE								
				RW								
				CON	3,262	11,154					14,416	
				Total:	3,262	11,154					14,416	

**Comments:**  
 \*\*\*\*\* Version 1 - 07/12/22 \*\*\*\*\*  
 Project data transferred from 2020 FTIP.  
 \*\*\*\*\* Version 3 - 05/09/2022 \*\*\*\*\*  
 \*\*\*\*\* Version 2 - 11/10/2021 \*\*\*\*\*  
 \*\*\*\*\* Version 1 - 08/23/2021 \*\*\*\*\*



**Santa Barbara County Association of Governments - Federal Transportation Improvement Program  
(Dollars in Thousands)  
State Highway System**

DIST: 05	PPNO:	EA:	CTIPS ID: 208-0000-0439	TITLE (DESCRIPTION): Los Alamos Connected Community Project (On SR 135 from Main st. east of US 101/SR 135 junction to Den St. and along Centennial St. in the unincorporated rural community of Los Alamos, Santa Barbara County, CA. Construct pedestrian and bicycle infrastructure for 0.9 miles of SR 135 to connect residential areas to downtown community corridor and Olga Reed elementary school in Los Alamos. Estimated Total Project Cost = \$400,000. RTP ID: SBC-PL-12)	MPO Aprv: State Aprv: Federal Aprv:
CT PROJECT ID:			MPO ID.: CT128		EPA TABLE II or III EXEMPT CATEGORY
COUNTY: Santa Barbara County	ROUTE:		PM:		

IMPLEMENTING AGENCY: Caltrans  
PROJECT MANAGER: Mike Lew

PHONE: (805) 835-6341

EMAIL: mike.lew@dot.ca.gov

*PROJECT VERSION HISTORY (Printed Version is Shaded)*

*Dollars in Thousands - Total For Project*

<u>Version</u>	<u>Status</u>	<u>Date</u>	<u>Updated By</u>	<u>Change Reason</u>	<u>Amend No.</u>	<u>Prog Con</u>	<u>Prog RW</u>	<u>PE</u>
1	Active	09/21/2022	JMATA	Adoption - Carry Over	0	400		

	<u>PRIOR</u>	<u>22-23</u>	<u>23-24</u>	<u>24-25</u>	<u>25-26</u>	<u>26-27</u>	<u>27-28</u>	<u>BEYOND</u>	<u>TOTAL</u>
* Local Funds -									
* Fund Source 1 of 1	PE								
	RW								
* Fund Type: County Funds	CON			400					400
* Funding Agency:	Total:			400					400

Comments:

\*\*\*\*\* Version 1 - 07/12/22 \*\*\*\*\*  
Project data transferred from 2020 FTIP.  
\*\*\*\*\* Version 1 - 06/16/2021 \*\*\*\*\*

**Santa Barbara County Association of Governments - Federal Transportation Improvement Program  
(Dollars in Thousands)  
Local Highway System**

DIST: 05	PPNO:	EA:	CTIPS ID: 208-0000-0412	TITLE (DESCRIPTION): Santa Monica/Via Real Intersection Improvements (At the intersection of Santa Monica Road, Via Real and the Santa Monica NB on and off ramp from Highway 101. Construct intersection improvements to address forecast operational deficiencies at this all-way stop intersection. Estimated Total Project Cost =\$6,300,000. The project does not have any funding in the 2023 FTIP period and will be carried over for information purposes only.)	MPO Aprv: State Aprv: Federal Aprv:
CT PROJECT ID:			MPO ID.: SBCAG30		EPA TABLE II or III EXEMPT CATEGORY
COUNTY: Santa Barbara County	ROUTE:		PM: 0.000 / 0.000		

IMPLEMENTING AGENCY: Caltrans  
PROJECT MANAGER: David Emerson

PHONE: (805) 748-1315

EMAIL: david.emerson@dot.ca.gov

*PROJECT VERSION HISTORY (Printed Version is Shaded)*

*Dollars in Thousands - Total For Project*

Version	Status	Date	Updated By	Change Reason	Amend No.	Prog Con	Prog RW	PE
1	Active	09/22/2022	JMATA	Adoption - Carry Over	0	3,610	300	2,390

* Local Funds -		PRIOR	22-23	23-24	24-25	25-26	26-27	27-28	BEYOND	TOTAL
* Fund Source 1 of 5	PE	450								450
	RW	300								300
* Fund Type: Measure A	CON									
* Funding Agency:	Total:	750								750

* State SB1 SCCP -		PRIOR	22-23	23-24	24-25	25-26	26-27	27-28	BEYOND	TOTAL
* Fund Source 2 of 5	PE									
	RW									
* Fund Type: Road Repair and Accountability Act of 2017	CON	3,610								3,610
* Funding Agency:	Total:	3,610								3,610

* State SB1 LPP -		PRIOR	22-23	23-24	24-25	25-26	26-27	27-28	BEYOND	TOTAL
* Fund Source 3 of 5	PE	745								745
	RW									
* Fund Type: Road Repair and Accountability Act of 2017	CON									
* Funding Agency:	Total:	745								745

* Local Funds -		PRIOR	22-23	23-24	24-25	25-26	26-27	27-28	BEYOND	TOTAL
* Fund Source 4 of 5	PE	745								745
	RW									
* Fund Type: Measure A	CON									
* Funding Agency:	Total:	745								745

* State SB1 LPP -		PRIOR	22-23	23-24	24-25	25-26	26-27	27-28	BEYOND	TOTAL
* Fund Source 5 of 5	PE	450								450
	RW									
* Fund Type: Road Repair and Accountability Act of 2017	CON									
* Funding Agency:	Total:	450								450

Project Total:		PRIOR	22-23	23-24	24-25	25-26	26-27	27-28	BEYOND	TOTAL
	PE	2,390								2,390
	RW	300								300
	CON	3,610								3,610
	Total:	6,300								6,300

**Comments:**

\*\*\*\*\* Version 1 - 07/12/22 \*\*\*\*\*

Project data transferred from 2020 FTIP.

\*\*\*\*\* Version 1 - 09/09/20 \*\*\*\*\*

Project data transferred from 2018 FTIP.

Carry over from 16-15 \*\* Carrying over project into 2019 FTIP.

**Santa Barbara County Association of Governments - Federal Transportation Improvement Program  
(Dollars in Thousands)  
State Highway System**

DIST: 05	PPNO:	EA:	CTIPS ID: 208-0000-0279	TITLE (DESCRIPTION): Grouped Projects for Safety Improvements - SHOPP Mandates (Railroad/highway crossing, Safer non-Federal-aid system roads, Shoulder improvements, traffic control devices and operating assistance other than signalization projects, Intersection signalization projects at individual intersections, Pavement marking demonstration, Truck climbing lanes outside the urbanized area, Lighting improvements, Emergency truck pullovers. Projects are consistent with the applicable classifications under 23 CFR 771.117(c) and (d). RTP ID: SHOPP-PL-7 . Estimated Total Project Cost =\$22,074,000.)	MPO Aprv: State Aprv: Federal Aprv:  EPA TABLE II or III EXEMPT CATEGORY
CT PROJECT ID:			MPO ID.: CT24		
COUNTY: Santa Barbara County	ROUTE:		PM: 0.000 / 0.000		

IMPLEMENTING AGENCY: Caltrans  
PROJECT MANAGER:

PHONE:

EMAIL:

*PROJECT VERSION HISTORY (Printed Version is Shaded)*

*Dollars in Thousands - Total For Project*

<u>Version</u>	<u>Status</u>	<u>Date</u>	<u>Updated By</u>	<u>Change Reason</u>	<u>Amend No.</u>	<u>Prog Con</u>	<u>Prog RW</u>	<u>PE</u>
1	Active	07/20/2022	JMATA	Adoption - Carry Over	0	22,074		

		<u>PRIOR</u>	<u>22-23</u>	<u>23-24</u>	<u>24-25</u>	<u>25-26</u>	<u>26-27</u>	<u>27-28</u>	<u>BEYOND</u>	<u>TOTAL</u>
* SHOPP - Mandates -										
* Fund Source 1 of 1	PE									
	RW									
* Fund Type: SHOPP Advance Construction (AC)	CON	15,527		6,547						22,074
* Funding Agency:	Total:	15,527		6,547						22,074

Comments:

\*\*\*\*\* Version 1 - 07/12/22 \*\*\*\*\*  
Project data transferred from 2020 FTIP.  
\*\*\*\*\* Version 20 - 08/23/2021 \*\*\*\*\*  
\*\*\*\*\* Version 1 - 08/14/20 \*\*\*\*\*  
Project data transferred from 2018 FTIP.  
\*\*\*\*\* Version 18 - 05/26/2020 \*\*\*\*\*  
Other \*\* Lump sum

**Santa Barbara County Association of Governments - Federal Transportation Improvement Program  
(Dollars in Thousands)  
State Highway System**

DIST: 05	PPNO:	EA:	CTIPS ID: 208-0000-0336	TITLE (DESCRIPTION): Grouped Projects for Safety Improvements, Shoulder Improvements, Pavement Resurfacing and/or rehabilitation - SHOPP Minor Program (Railroad highway crossing, safety improvements, shoulder improvements, traffic control devices and operating assistance, intersection signalization projects at individual intersections, pavement marking demonstration, truck climbing lanes outside the urbanized area, lighting improvements, emergency truck pullovers, pavement resurfacing and/or rehabilitation, emergency relief (23 U.S.C. 125), widening narrow pavements or reconstruction bridges (no additional travel lanes.) Projects are consistent with the applicable classifications under 23 CFR 771.117(c)and (d). RTP ID: CT-40. Estimated Total Project Cost =\$17,848,000.)	MPO Aprv: State Aprv: Federal Aprv:  EPA TABLE II or III EXEMPT CATEGORY
CT PROJECT ID:		MPO ID.: CT45			
COUNTY: Santa Barbara County	ROUTE:	PM: 0.000 / 0.000			

IMPLEMENTING AGENCY: Caltrans  
PROJECT MANAGER:

PHONE:

EMAIL:

PROJECT VERSION HISTORY (Printed Version is Shaded)

Dollars in Thousands - Total For Project

Version	Status	Date	Updated By	Change Reason	Amend No.	Prog Con	Prog RW	PE
1	Active	07/20/2022	JMATA	Adoption - Carry Over	0	17,848		

		PRIOR	22-23	23-24	24-25	25-26	26-27	27-28	BEYOND	TOTAL
* CT Minor Pgm. -										
* Fund Source 1 of 1	PE									
	RW									
* Fund Type: SHOPP Advance Construction (AC)	CON	11,798	2,940	3,110						17,848
* Funding Agency:	Total:	11,798	2,940	3,110						17,848

Comments:

\*\*\*\*\* Version 1 - 07/12/22 \*\*\*\*\*  
Project data transferred from 2020 FTIP.  
\*\*\*\*\* Version 15 - 02/21/2022 \*\*\*\*\*  
\*\*\*\*\* Version 1 - 08/14/20 \*\*\*\*\*  
Project data transferred from 2018 FTIP.  
\*\*\*\*\* Version 13 - 10/11/2019 \*\*\*\*\*  
\*\*\*\*\* Version 12 - 06/25/2019 \*\*\*\*\*  
Other \*\* Lump sum

**Santa Barbara County Association of Governments - Federal Transportation Improvement Program  
(Dollars in Thousands)  
State Highway System**

DIST: 05	PPNO:	EA:	CTIPS ID: 208-0000-0152	TITLE (DESCRIPTION): Grouped Projects for Bridge Rehabilitation and Reconstruction (Bridge rehabilitation, reconstruction or replacement or the construction of grade separation to replace existing at-grade railroad crossings. Projects are consistent with the applicable classifications under 23 CFR 771.117(c) and (d). RTP ID: SHOPP-PL-1. Estimated Total Project Cost = \$209,203,000.)	MPO Aprv: State Aprv: Federal Aprv:
CT PROJECT ID:			MPO ID.: SHOPP1		EPA TABLE II or III EXEMPT CATEGORY
COUNTY: Santa Barbara County	ROUTE:		PM: 0.000 / 0.000		

IMPLEMENTING AGENCY: Caltrans  
PROJECT MANAGER:

PHONE:

EMAIL:

PROJECT VERSION HISTORY (Printed Version is Shaded)

Dollars in Thousands - Total For Project

Version	Status	Date	Updated By	Change Reason	Amend No.	Prog Con	Prog RW	PE
1	Active	09/22/2022	JMATA	Adoption - Carry Over	0	209,203		

* SHOPP - Bridge Preservation -		<u>PRIOR</u>	<u>22-23</u>	<u>23-24</u>	<u>24-25</u>	<u>25-26</u>	<u>26-27</u>	<u>27-28</u>	<u>BEYOND</u>	<u>TOTAL</u>
* Fund Source 1 of 1	PE									
	RW									
* Fund Type: SHOPP Advance Construction (AC)	CON	138,743	66,100	1,957		2,403				209,203
* Funding Agency:	Total:	138,743	66,100	1,957		2,403				209,203

Comments:

\*\*\*\*\* Version 1 - 07/12/22 \*\*\*\*\*  
Project data transferred from 2020 FTIP.  
\*\*\*\*\* Version 26 - 06/30/2022 \*\*\*\*\*  
\*\*\*\*\* Version 25 - 05/09/2022 \*\*\*\*\*  
\*\*\*\*\* Version 24 - 08/23/2021 \*\*\*\*\*  
\*\*\*\*\* Version 1 - 08/14/20 \*\*\*\*\*  
Project data transferred from 2018 FTIP.  
\*\*\*\*\* Version 22 - 07/23/2020 \*\*\*\*\*  
\*\*\*\*\* Version 21 - 05/27/2020 \*\*\*\*\*  
Other \*\* Lump sum

**Santa Barbara County Association of Governments - Federal Transportation Improvement Program  
(Dollars in Thousands)  
State Highway System**

DIST: 05	PPNO:	EA:	CTIPS ID: 208-0000-0153	TITLE (DESCRIPTION): Grouped Projects for Collision Reduction - SHOPP (Highway safety or traffic operations improvement projects including the installation of ramp metering control devices and lighting. Projects are consistent with the applicable classifications under 23 CFR 771.117(c) and (d). RTP ID: SHOPP-PL-2. Estimated Total Project Cost = \$185,404,000.)	MPO Aprv: State Aprv: Federal Aprv:
CT PROJECT ID:			MPO ID.: SHOPP2		EPA TABLE II or III EXEMPT CATEGORY
COUNTY: Santa Barbara County	ROUTE:		PM: 0.000 / 0.000		

IMPLEMENTING AGENCY: Caltrans  
PROJECT MANAGER:

PHONE:

EMAIL:

*PROJECT VERSION HISTORY (Printed Version is Shaded)*

*Dollars in Thousands - Total For Project*

Version	Status	Date	Updated By	Change Reason	Amend No.	Prog Con	Prog RW	PE
1	Active	09/22/2022	JMATA	Adoption - Carry Over	0	185,404		

* SHOPP - Collision Reduction -		PRIOR	22-23	23-24	24-25	25-26	26-27	27-28	BEYOND	TOTAL
* Fund Source 1 of 3	PE									
	RW									
* Fund Type: SHOPP Advance Construction (AC)	CON	98,727	57,535	23,833						180,095
* Funding Agency:	Total:	98,727	57,535	23,833						180,095

* SHOPP - Collision Reduction -		PRIOR	22-23	23-24	24-25	25-26	26-27	27-28	BEYOND	TOTAL
* Fund Source 2 of 3	PE									
	RW									
* Fund Type: SHOPP Advance Construction (AC)	CON	1,374								1,374
* Funding Agency:	Total:	1,374								1,374

* SHOPP - Collision Reduction -		PRIOR	22-23	23-24	24-25	25-26	26-27	27-28	BEYOND	TOTAL
* Fund Source 3 of 3	PE									
	RW									
* Fund Type: SHOPP Advance Construction (AC)	CON	3,935								3,935
* Funding Agency:	Total:	3,935								3,935

<b>Project Total:</b>		PRIOR	22-23	23-24	24-25	25-26	26-27	27-28	BEYOND	TOTAL
	PE									
	RW									
	CON	104,036	57,535	23,833						185,404
	Total:	104,036	57,535	23,833						185,404

Comments:

\*\*\*\*\* Version 1 - 07/12/22 \*\*\*\*\*  
Project data transferred from 2020 FTIP.  
\*\*\*\*\* Version 43 - 05/06/2022 \*\*\*\*\*  
\*\*\*\*\* Version 42 - 06/10/2021 \*\*\*\*\*  
\*\*\*\*\* Version 1 - 08/14/20 \*\*\*\*\*  
Project data transferred from 2018 FTIP.  
\*\*\*\*\* Version 40 - 05/27/2020 \*\*\*\*\*  
\*\*\*\*\* Version 39 - 02/27/2019 \*\*\*\*\*  
Other \*\* Lump sum

**Santa Barbara County Association of Governments - Federal Transportation Improvement Program  
(Dollars in Thousands)  
State Highway System**

DIST: 05	PPNO:	EA:	CTIPS ID: 208-0000-0155	TITLE (DESCRIPTION): Grouped Projects for Roadway Preservation - SHOPP (Modernization of a highway by resurfacing, restoration, rehabilitation, reconstruction, adding shoulders, or adding auxiliary lanes (e.g., parking, weaving, turning, climbing). Projects are consistent with the applicable classifications under 23 CFR 771.117(c) and (d). RTP ID: SHOPP-PL-3 . Estimated Total Project Cost =\$487,640,000.)	MPO Aprv: State Aprv: Federal Aprv: EPA TABLE II or III EXEMPT CATEGORY
CT PROJECT ID:			MPO ID.: SHOPP3		
COUNTY: Santa Barbara County	ROUTE:		PM: 0.000 / 0.000		

IMPLEMENTING AGENCY: Caltrans  
PROJECT MANAGER:

PHONE:

EMAIL:

PROJECT VERSION HISTORY (Printed Version is Shaded)

Dollars in Thousands - Total For Project

Version	Status	Date	Updated By	Change Reason	Amend No.	Prog Con	Prog RW	PE
1	Active	09/22/2022	JMATA	Adoption - Carry Over	0	487,640		

* SHOPP - Roadway Preservation -		<u>PRIOR</u>	<u>22-23</u>	<u>23-24</u>	<u>24-25</u>	<u>25-26</u>	<u>26-27</u>	<u>27-28</u>	<u>BEYOND</u>	<u>TOTAL</u>
* Fund Source 1 of 1	PE									
	RW									
* Fund Type: SHOPP Advance Construction (AC)	CON	306,332	19,942	50,891	32,728	77,747				487,640
* Funding Agency:	Total:	306,332	19,942	50,891	32,728	77,747				487,640

**Comments:**

\*\*\*\*\* Version 1 - 07/12/22 \*\*\*\*\*  
 Project data transferred from 2020 FTIP.  
 \*\*\*\*\* Version 36 - 06/30/2022 \*\*\*\*\*  
 \*\*\*\*\* Version 35 - 05/09/2022 \*\*\*\*\*  
 \*\*\*\*\* Version 34 - 08/23/2021 \*\*\*\*\*  
 \*\*\*\*\* Version 33 - 06/10/2021 \*\*\*\*\*  
 \*\*\*\*\* Version 1 - 08/14/20 \*\*\*\*\*  
 Project data transferred from 2018 FTIP.  
 \*\*\*\*\* Version 31 - 07/23/2020 \*\*\*\*\*  
 \*\*\*\*\* Version 30 - 05/27/2020 \*\*\*\*\*  
 \*\*\*\*\* Version 29 - 04/22/2020 \*\*\*\*\*  
 \*\*\*\*\* Version 28 - 11/06/2019 \*\*\*\*\*  
 Other \*\* Lump sum

**Santa Barbara County Association of Governments - Federal Transportation Improvement Program  
(Dollars in Thousands)  
State Highway System**

DIST: 05	PPNO:	EA:	CTIPS ID: 208-0000-0255	TITLE (DESCRIPTION): Grouped Projects for Mobility - SHOPP Program (Railroad/highway crossing, Safer non-Federal-aid system roads, Shoulder improvements, traffic control devices and operating assistance other than signalization projects, Intersection signalization projects at individual intersections, Pavement marking demonstration, Truck climbing lanes outside the urbanized area, Lighting improvements, Emergency truck pullovers. Projects are consistent with the applicable classifications under 23 CFR 771.117(c) and (d). RTP ID:SHOPP-PL-5. Estimated Total Project Cost = \$11,280,000.)	MPO Aprv: State Aprv: Federal Aprv:  EPA TABLE II or III EXEMPT CATEGORY
CT PROJECT ID:		MPO ID.: SHOPP6			
COUNTY: Santa Barbara County	ROUTE:	PM: 0.000 / 0.000			

IMPLEMENTING AGENCY: Caltrans  
PROJECT MANAGER:

PHONE:

EMAIL:

*PROJECT VERSION HISTORY (Printed Version is Shaded)*

*Dollars in Thousands - Total For Project*

<u>Version</u>	<u>Status</u>	<u>Date</u>	<u>Updated By</u>	<u>Change Reason</u>	<u>Amend No.</u>	<u>Prog Con</u>	<u>Prog RW</u>	<u>PE</u>
1	Active	09/22/2022	JMATA	Adoption - Carry Over	0	11,280		

* SHOPP - Mobility -		<u>PRIOR</u>	<u>22-23</u>	<u>23-24</u>	<u>24-25</u>	<u>25-26</u>	<u>26-27</u>	<u>27-28</u>	<u>BEYOND</u>	<u>TOTAL</u>
* Fund Source 1 of 1	PE									
* Fund Type: SHOPP Advance Construction (AC)	RW									
* Funding Agency:	CON	2,839	8,441							11,280
	Total:	2,839	8,441							11,280

Comments:

\*\*\*\*\* Version 1 - 07/12/22 \*\*\*\*\*  
Project data transferred from 2020 FTIP.  
\*\*\*\*\* Version 10 - 08/23/2021 \*\*\*\*\*  
\*\*\*\*\* Version 1 - 08/14/20 \*\*\*\*\*  
Project data transferred from 2018 FTIP.  
\*\*\*\*\* Version 8 - 05/26/2020 \*\*\*\*\*  
Other \*\* Lump sum



**Santa Barbara County Association of Governments - Federal Transportation Improvement Program  
(Dollars in Thousands)  
Transit System**

DIST: 05	PPNO:	EA:	CTIPS ID: 208-0000-0454	TITLE (DESCRIPTION): Five Minivan Purchase (Purchase of five minivans. Estimated Total project cost = \$280,000.)	MPO Aprv: State Aprv: Federal Aprv:
CT PROJECT ID:			MPO ID.: DEV01		EPA TABLE II or III EXEMPT CATEGORY
COUNTY: Santa Barbara County	ROUTE:		PM:		

IMPLEMENTING AGENCY: Devereux Advanced Behavioral Health  
California  
PROJECT MANAGER:

PHONE:

EMAIL:

*PROJECT VERSION HISTORY (Printed Version is Shaded)*

*Dollars in Thousands - Total For Project*

<u>Version</u>	<u>Status</u>	<u>Date</u>	<u>Updated By</u>	<u>Change Reason</u>	<u>Amend No.</u>	<u>Prog Con</u>	<u>Prog RW</u>	<u>PE</u>
1	Active	07/22/2022	JMATA	Adoption -	0	280		

* FTA Funds -		<u>PRIOR</u>	<u>22-23</u>	<u>23-24</u>	<u>24-25</u>	<u>25-26</u>	<u>26-27</u>	<u>27-28</u>	<u>BEYOND</u>	<u>TOTAL</u>
* Fund Source 1 of 2	PE									
	RW									
* Fund Type: FTA 5310 Elderly & Disabilities	CON		224							224
* Funding Agency:	Total:		224							224

* FTA Funds -		<u>PRIOR</u>	<u>22-23</u>	<u>23-24</u>	<u>24-25</u>	<u>25-26</u>	<u>26-27</u>	<u>27-28</u>	<u>BEYOND</u>	<u>TOTAL</u>
* Fund Source 2 of 2	PE									
	RW									
* Fund Type: Coronavirus Response and Relief Supplemental Appro	CON		56							56
* Funding Agency:	Total:		56							56

<b>Project Total:</b>		<u>PRIOR</u>	<u>22-23</u>	<u>23-24</u>	<u>24-25</u>	<u>25-26</u>	<u>26-27</u>	<u>27-28</u>	<u>BEYOND</u>	<u>TOTAL</u>
	PE									
	RW									
	CON		280							280
	Total:		280							280

Comments:  
\*\*\*\*\* Version 1 - 07/22/2022 \*\*\*\*\*

**Santa Barbara County Association of Governments - Federal Transportation Improvement Program  
(Dollars in Thousands)  
Transit System**

DIST: 05	PPNO:	EA:	CTIPS ID: 208-0000-0376	TITLE (DESCRIPTION): Operating Assistance (Operating assistance for Easy Lift Transportation with a toll credit match. The project does not have any funding in the 2023 FTIP period and will be carried over for information purposes only. RTP ID: EL-1. Estimated Total Project Cost = \$242,000.)	MPO Aprv: State Aprv: Federal Aprv:
CT PROJECT ID:			MPO ID.: EZLIFT08		EPA TABLE II or III EXEMPT CATEGORY
COUNTY: Santa Barbara County	ROUTE:		PM:		

IMPLEMENTING AGENCY: Easy Lift  
PROJECT MANAGER: Ernesto Paredes

PHONE: (805) 681-1410

EMAIL: ernesto@easylift.org

*PROJECT VERSION HISTORY (Printed Version is Shaded)*

*Dollars in Thousands - Total For Project*

<u>Version</u>	<u>Status</u>	<u>Date</u>	<u>Updated By</u>	<u>Change Reason</u>	<u>Amend No.</u>	<u>Prog Con</u>	<u>Prog RW</u>	<u>PE</u>
1	Active	07/28/2022	JMATA	Adoption - Carry Over	0	242		

* FTA Funds -		<u>PRIOR</u>	<u>22-23</u>	<u>23-24</u>	<u>24-25</u>	<u>25-26</u>	<u>26-27</u>	<u>27-28</u>	<u>BEYOND</u>	<u>TOTAL</u>
* Fund Source 1 of 1	PE									
* Fund Type: FTA 5310 Elderly & Disabilities	RW									
	CON	242								242
* Funding Agency:	Total:	242								242

Comments:

\*\*\*\*\* Version 1 - 07/12/22 \*\*\*\*\*

Project data transferred from 2020 FTIP.

\*\*\*\*\* Version 1 - 08/14/20 \*\*\*\*\*

Project data transferred from 2018 FTIP.

\*\*\*\*\* Version 4 - 04/20/2020 \*\*\*\*\*

Carry over from 16-00 \*\* Included in the 2019 FTIP for information only

**Santa Barbara County Association of Governments - Federal Transportation Improvement Program  
(Dollars in Thousands)  
Transit System**

DIST: 05	PPNO:	EA:	CTIPS ID: 208-0000-0451	TITLE (DESCRIPTION): Easy Lift Five Minivan Purchase (Purchase of five minivans. Estimated total project cost = \$280,000)	MPO Aprv: State Aprv: Federal Aprv:
CT PROJECT ID:			MPO ID.: EZLIFT11		EPA TABLE II or III EXEMPT CATEGORY
COUNTY: Santa Barbara County	ROUTE:		PM:		

IMPLEMENTING AGENCY: Easy Lift  
PROJECT MANAGER:

PHONE:

EMAIL:

*PROJECT VERSION HISTORY (Printed Version is Shaded)*

*Dollars in Thousands - Total For Project*

<u>Version</u>	<u>Status</u>	<u>Date</u>	<u>Updated By</u>	<u>Change Reason</u>	<u>Amend No.</u>	<u>Prog Con</u>	<u>Prog RW</u>	<u>PE</u>
1	Active	07/22/2022	JMATA	Adoption -	0	280		

* FTA Funds -		<u>PRIOR</u>	<u>22-23</u>	<u>23-24</u>	<u>24-25</u>	<u>25-26</u>	<u>26-27</u>	<u>27-28</u>	<u>BEYOND</u>	<u>TOTAL</u>
* Fund Source 1 of 2	PE									
	RW									
* Fund Type: FTA 5310 Elderly & Disabilities	CON		224							224
* Funding Agency:	Total:		224							224

* FTA Funds -		<u>PRIOR</u>	<u>22-23</u>	<u>23-24</u>	<u>24-25</u>	<u>25-26</u>	<u>26-27</u>	<u>27-28</u>	<u>BEYOND</u>	<u>TOTAL</u>
* Fund Source 2 of 2	PE									
	RW									
* Fund Type: Coronavirus Response and Relief Supplemental Appro	CON		56							56
* Funding Agency:	Total:		56							56

<b>Project Total:</b>		<u>PRIOR</u>	<u>22-23</u>	<u>23-24</u>	<u>24-25</u>	<u>25-26</u>	<u>26-27</u>	<u>27-28</u>	<u>BEYOND</u>	<u>TOTAL</u>
	PE									
	RW									
	CON		280							280
	Total:		280							280

Comments:  
\*\*\*\*\* Version 1 - 07/22/2022 \*\*\*\*\*

**Santa Barbara County Association of Governments - Federal Transportation Improvement Program  
(Dollars in Thousands)  
State Highway System**

DIST: 05	PPNO: 4611	EA: 4611U	CTIPS ID: 108-0000-0035	TITLE (DESCRIPTION): Ekwill Street and Fowler Road Extensions (Goleta - construct new east-west roadways & extend Fowler Rd and Ekwill St from Fairview Ave on the west to Kellogg Ave & Route 217 on the east. RTP ID: Go 1. Estimated Total Project Cost = \$22,312,000.	MPO Aprv: State Aprv: Federal Aprv:
CT PROJECT ID:			MPO ID: GOLETA08		
COUNTY: Santa Barbara County	ROUTE: 217		PM: 0.000 / 0.000	The project does not have any funding in the 2023 FTIP period and will be carried over for information purposes only.)	EPA TABLE II or III EXEMPT CATEGORY

IMPLEMENTING AGENCY: Goleta, City of  
PROJECT MANAGER:

PHONE:

EMAIL:

*PROJECT VERSION HISTORY (Printed Version is Shaded)*

*Dollars in Thousands - Total For Project*

<u>Version</u>	<u>Status</u>	<u>Date</u>	<u>Updated By</u>	<u>Change Reason</u>	<u>Amend No.</u>	<u>Prog Con</u>	<u>Prog RW</u>	<u>PE</u>
1	Active	07/27/2022	MKULKARN	Adoption - Carry Over	0	14,407	4,003	3,902

* RIP -		<u>PRIOR</u>	<u>22-23</u>	<u>23-24</u>	<u>24-25</u>	<u>25-26</u>	<u>26-27</u>	<u>27-28</u>	<u>BEYOND</u>	<u>TOTAL</u>
* Fund Source 1 of 4	PE	980								980
	RW	3,008								3,008
* Fund Type: STIP Advance Construction	CON									
* Funding Agency:	Total:	3,988								3,988

* Local Funds -		<u>PRIOR</u>	<u>22-23</u>	<u>23-24</u>	<u>24-25</u>	<u>25-26</u>	<u>26-27</u>	<u>27-28</u>	<u>BEYOND</u>	<u>TOTAL</u>
* Fund Source 2 of 4	PE	900								900
	RW	995								995
* Fund Type: Local Transportation Funds	CON	3,035								3,035
* Funding Agency:	Total:	4,930								4,930

* RIP -		<u>PRIOR</u>	<u>22-23</u>	<u>23-24</u>	<u>24-25</u>	<u>25-26</u>	<u>26-27</u>	<u>27-28</u>	<u>BEYOND</u>	<u>TOTAL</u>
* Fund Source 3 of 4	PE	2,022								2,022
	RW									
* Fund Type: State Cash	CON									
* Funding Agency:	Total:	2,022								2,022

* RIP -		<u>PRIOR</u>	<u>22-23</u>	<u>23-24</u>	<u>24-25</u>	<u>25-26</u>	<u>26-27</u>	<u>27-28</u>	<u>BEYOND</u>	<u>TOTAL</u>
* Fund Source 4 of 4	PE									
	RW									
* Fund Type: STIP Advance Construction	CON	11,372								11,372
* Funding Agency:	Total:	11,372								11,372

<b>Project Total:</b>		<u>PRIOR</u>	<u>22-23</u>	<u>23-24</u>	<u>24-25</u>	<u>25-26</u>	<u>26-27</u>	<u>27-28</u>	<u>BEYOND</u>	<u>TOTAL</u>
	PE	3,902								3,902
	RW	4,003								4,003
	CON	14,407								14,407
	Total:	22,312								22,312

**Comments:**

\*\*\*\*\* Version 1 - 07/12/22 \*\*\*\*\*  
Project data transferred from 2020 FTIP.  
\*\*\*\*\* Version 1 - 09/09/20 \*\*\*\*\*  
Project data transferred from 2018 FTIP.  
Carry over from 16-00 \*\* 2019 FTIP adoption

**Santa Barbara County Association of Governments - Federal Transportation Improvement Program  
(Dollars in Thousands)  
Local Highway System**

DIST: 05	PPNO:	EA:	CTIPS ID: 208-0000-0367	TITLE (DESCRIPTION): Hollister Avenue Class I Bike Path (Construct a class I bike path on the south side of Hollister Avenue from Pacific Oaks Road to Ellwood Elementary School. The project does not have any funding in the 2023 FTIP period and will be carried over for information purposes only. RTP ID: Go-20. Estimated Total Project Cost = \$1,780,000.)	MPO Aprv: State Aprv: Federal Aprv:
CT PROJECT ID:			MPO ID.: GOLETA19		EPA TABLE II or III EXEMPT CATEGORY
COUNTY: Santa Barbara County	ROUTE:		PM: 0.000 / 0.000		

IMPLEMENTING AGENCY: Goleta, City of  
PROJECT MANAGER:

PHONE:

EMAIL:

PROJECT VERSION HISTORY (Printed Version is Shaded)

Dollars in Thousands - Total For Project

Version	Status	Date	Updated By	Change Reason	Amend No.	Prog Con	Prog RW	PE
1	Active	07/22/2022	JMATA	Adoption - Carry Over	0	1,644		136

* Other Fed -		PRIOR	22-23	23-24	24-25	25-26	26-27	27-28	BEYOND	TOTAL
* Fund Source 1 of 2	PE									
	RW									
* Fund Type: Active Transportation Program (ATP)	CON	1,644								1,644
* Funding Agency:	Total:	1,644								1,644

* Local Funds -		PRIOR	22-23	23-24	24-25	25-26	26-27	27-28	BEYOND	TOTAL
* Fund Source 2 of 2	PE	136								136
	RW									
* Fund Type: Measure A	CON									
* Funding Agency:	Total:	136								136

Project Total:		PRIOR	22-23	23-24	24-25	25-26	26-27	27-28	BEYOND	TOTAL
	PE	136								136
	RW									
	CON	1,644								1,644
	Total:	1,780								1,780

Comments:

\*\*\*\*\* Version 1 - 07/12/22 \*\*\*\*\*

Project data transferred from 2020 FTIP.

\*\*\*\*\* Version 1 - 09/09/20 \*\*\*\*\*

Project data transferred from 2018 FTIP.

Carry over from 16-00 \*\* Included in the 2019 FTIP for information only.

**Santa Barbara County Association of Governments - Federal Transportation Improvement Program  
(Dollars in Thousands)  
Local Highway System**

DIST: 05	PPNO:	EA:	CTIPS ID: 208-0000-0374	TITLE (DESCRIPTION): Old Town Goleta: Hollister Avenue Complete Streets Corridor Plan (A planning project that will provide a comprehensive, implementation-oriented strategy for creating pedestrian enhancements along the 0.8 miles stretch of Hollister Avenue from Fairview Ave to SR 217. The project does not have any funding in the 2023 FTIP period and will be carried over for information purposes only. RTP ID: Go-16. Estimated Total Project Cost = \$295,000.)	MPO Aprv: State Aprv: Federal Aprv:
CT PROJECT ID:			MPO ID.: GOLETA20		EPA TABLE II or III EXEMPT CATEGORY
COUNTY: Santa Barbara County	ROUTE:		PM: 0.000 / 0.000		

IMPLEMENTING AGENCY: Goleta, City of  
PROJECT MANAGER:

PHONE:

EMAIL:

*PROJECT VERSION HISTORY (Printed Version is Shaded)*

*Dollars in Thousands - Total For Project*

<u>Version</u>	<u>Status</u>	<u>Date</u>	<u>Updated By</u>	<u>Change Reason</u>	<u>Amend No.</u>	<u>Prog Con</u>	<u>Prog RW</u>	<u>PE</u>
1	Active	07/27/2022	MKULKARN	Adoption - Carry Over	0			295

		<u>PRIOR</u>	<u>22-23</u>	<u>23-24</u>	<u>24-25</u>	<u>25-26</u>	<u>26-27</u>	<u>27-28</u>	<u>BEYOND</u>	<u>TOTAL</u>
* Federal Disc. -										
* Fund Source 1 of 2	PE	236								236
	RW									
* Fund Type: 2013 TIGER Grants	CON									
* Funding Agency:	Total:	236								236

		<u>PRIOR</u>	<u>22-23</u>	<u>23-24</u>	<u>24-25</u>	<u>25-26</u>	<u>26-27</u>	<u>27-28</u>	<u>BEYOND</u>	<u>TOTAL</u>
* Local Funds -										
* Fund Source 2 of 2	PE	59								59
	RW									
* Fund Type: City Funds	CON									
* Funding Agency:	Total:	59								59

<b>Project Total:</b>		<u>PRIOR</u>	<u>22-23</u>	<u>23-24</u>	<u>24-25</u>	<u>25-26</u>	<u>26-27</u>	<u>27-28</u>	<u>BEYOND</u>	<u>TOTAL</u>
	PE	295								295
	RW									
	CON									
	Total:	295								295

Comments:

\*\*\*\*\* Version 1 - 07/12/22 \*\*\*\*\*

Project data transferred from 2020 FTIP.

\*\*\*\*\* Version 1 - 09/09/20 \*\*\*\*\*

Project data transferred from 2018 FTIP.

Carry over from 16-00 \*\* Included in the 2019 FTIP for information only.

**Santa Barbara County Association of Governments - Federal Transportation Improvement Program  
(Dollars in Thousands)  
Local Highway System**

DIST: 05	PPNO:	EA:	CTIPS ID: 208-0000-0381	TITLE (DESCRIPTION): Old Town Sidewalks Infill (The project includes design, environmental and construction phases for sidewalk infill for the residential areas of Old Town thereby removing barriers and improving walkability for connections to businesses and alternative modes of transportation. RTP ID: Go-25. Estimated Total Project Cost = \$3,244,000. The project does not have any funding in the 2023 FTIP period and will be carried over for information purposes only.)	MPO Aprv: State Aprv: Federal Aprv:
CT PROJECT ID:		MPO ID.: GOLETA21			
COUNTY: Santa Barbara County	ROUTE:	PM: 0.000 / 0.000			
					EPA TABLE II or III EXEMPT CATEGORY

IMPLEMENTING AGENCY: Goleta, City of  
PROJECT MANAGER:

PHONE:

EMAIL:

PROJECT VERSION HISTORY (Printed Version is Shaded)

Dollars in Thousands - Total For Project

Version	Status	Date	Updated By	Change Reason	Amend No.	Prog Con	Prog RW	PE
1	Active	07/22/2022	JMATA	Adoption - Carry Over	0	2,221	370	653

* State SB1 ATP -		PRIOR	22-23	23-24	24-25	25-26	26-27	27-28	BEYOND	TOTAL
* Fund Source 1 of 3	PE	105								105
	RW									
* Fund Type: Active Transportation Program (ATP)	CON	1,721								1,721
* Funding Agency:	Total:	1,826								1,826

* Local Funds -		PRIOR	22-23	23-24	24-25	25-26	26-27	27-28	BEYOND	TOTAL
* Fund Source 2 of 3	PE	278								278
	RW	242								242
* Fund Type: City Funds	CON	500								500
* Funding Agency:	Total:	1,020								1,020

* State SB1 ATP -		PRIOR	22-23	23-24	24-25	25-26	26-27	27-28	BEYOND	TOTAL
* Fund Source 3 of 3	PE	270								270
	RW	128								128
* Fund Type: Active Transportation Program (ATP)	CON									
* Funding Agency:	Total:	398								398

<b>Project Total:</b>		PRIOR	22-23	23-24	24-25	25-26	26-27	27-28	BEYOND	TOTAL
	PE	653								653
	RW	370								370
	CON	2,221								2,221
	Total:	3,244								3,244

Comments:

\*\*\*\*\* Version 1 - 07/12/22 \*\*\*\*\*  
Project data transferred from 2020 FTIP.  
\*\*\*\*\* Version 1 - 09/09/20 \*\*\*\*\*  
Project data transferred from 2018 FTIP.  
Carry over from 16-00 \*\* 2019 FTIP adoption

**Santa Barbara County Association of Governments - Federal Transportation Improvement Program  
(Dollars in Thousands)  
Local Highway System**

DIST: 05	PPNO: 2995	EA: 208-0000-0422	CTIPS ID: 208-0000-0422	TITLE (DESCRIPTION): San Jose Creek Multipurpose Path (Design & construct a 1.4-mile multipurpose path, bike/ped bridge, undercrossings, and tunnel, and striping along San Jose Creek for bicyclists/pedestrians of all ages and abilities. The Project begins north of Calle Real extending south along San Jose Creek to Armitos Ave. Path continues south along Kellogg Avenue from Ekwill St. along SR 217 to the Coast Route/Goleta Beach. RTP ID: Go-24. Estimated Total Project Cost = \$20,179,000. The project does not have any funding in the 2023 FTIP period and will be carried over for information purposes only.)	MPO Aprv: State Aprv: Federal Aprv:  EPA TABLE II or III EXEMPT CATEGORY
CT PROJECT ID:		MPO ID.: GOLETA23			
COUNTY: Santa Barbara County	ROUTE:	PM:			

IMPLEMENTING AGENCY: Goleta, City of  
PROJECT MANAGER: Teresa Lopes

PHONE: (805) 961-7563

EMAIL: tlopes@cityofgoleta.org

*PROJECT VERSION HISTORY (Printed Version is Shaded)*

*Dollars in Thousands - Total For Project*

Version	Status	Date	Updated By	Change Reason	Amend No.	Prog Con	Prog RW	PE
1	Active	09/21/2022	JMATA	Adoption - Carry Over	0	15,910	869	3,400

* State SB1 ATP -		PRIOR	22-23	23-24	24-25	25-26	26-27	27-28	BEYOND	TOTAL
* Fund Source 1 of 3	PE	1,800								1,800
	RW	869								869
* Fund Type: Active Transportation Program - SB1	CON									
* Funding Agency:	Total:	2,669								2,669

* Local Funds -		PRIOR	22-23	23-24	24-25	25-26	26-27	27-28	BEYOND	TOTAL
* Fund Source 2 of 3	PE	1,600								1,600
* Fund Type: City Funds	RW									
	CON	620								620
* Funding Agency:	Total:	2,220								2,220

* Other Fed -		PRIOR	22-23	23-24	24-25	25-26	26-27	27-28	BEYOND	TOTAL
* Fund Source 3 of 3	PE									
	RW									
* Fund Type: Active Transportation Program (ATP)	CON	15,290								15,290
* Funding Agency:	Total:	15,290								15,290

<b>Project Total:</b>		PRIOR	22-23	23-24	24-25	25-26	26-27	27-28	BEYOND	TOTAL
	PE	3,400								3,400
	RW	869								869
	CON	15,910								15,910
	Total:	20,179								20,179

Comments:  
 \*\*\*\*\* Version 1 - 07/12/22 \*\*\*\*\*  
 Project data transferred from 2020 FTIP.  
 \*\*\*\*\* Version 1 - 08/14/20 \*\*\*\*\*  
 Project data transferred from 2018 FTIP.  
 \*\*\*\*\* Version 2 - 11/22/2019 \*\*\*\*\*  
 \*\*\*\*\* Version 1 - 02/27/2019 \*\*\*\*\*



**Santa Barbara County Association of Governments - Federal Transportation Improvement Program  
(Dollars in Thousands)  
Transit System**

DIST: 05	PPNO:	EA:	CTIPS ID: 208-0000-0067	TITLE (DESCRIPTION): Guadalupe - Transit Operating Assistance (Guadalupe - Transit operating assistance for non-urbanized areas. This is an ongoing transit project. RTP ID: Gu-3. Estimated Total Project Cost = \$3,799,793.)	MPO Aprv: State Aprv: Federal Aprv:
CT PROJECT ID:			MPO ID.: GUAD4		EPA TABLE II or III EXEMPT CATEGORY
COUNTY: Santa Barbara County	ROUTE:		PM: 0.000 / 0.000		

IMPLEMENTING AGENCY: Guadalupe, City of  
PROJECT MANAGER:

PHONE:

EMAIL:

PROJECT VERSION HISTORY (Printed Version is Shaded)

Dollars in Thousands - Total For Project

Version	Status	Date	Updated By	Change Reason	Amend No.	Prog Con	Prog RW	PE
1	Active	09/21/2022	JMATA	Adoption - Carry Over	0	3,800		

* Local Funds -		PRIOR	22-23	23-24	24-25	25-26	26-27	27-28	BEYOND	TOTAL
* Fund Source 1 of 3	PE									
	RW									
* Fund Type: TDA	CON	1,812	81	81	81	81				2,135
* Funding Agency:	Total:	1,812	81	81	81	81				2,135

* FTA Funds -		PRIOR	22-23	23-24	24-25	25-26	26-27	27-28	BEYOND	TOTAL
* Fund Source 2 of 3	PE									
	RW									
* Fund Type: FTA 5311 - Non Urbanized	CON	930	100	100	100	100				1,330
* Funding Agency:	Total:	930	100	100	100	100				1,330

* FTA Funds -		PRIOR	22-23	23-24	24-25	25-26	26-27	27-28	BEYOND	TOTAL
* Fund Source 3 of 3	PE									
	RW									
* Fund Type: Economic Stimulus 2 - FTA 5311	CON	334								334
* Funding Agency: Guadalupe, City of	Total:	334								334

Project Total:		PRIOR	22-23	23-24	24-25	25-26	26-27	27-28	BEYOND	TOTAL
	PE									
	RW									
	CON	3,077	181	181	181	181				3,800
	Total:	3,077	181	181	181	181				3,800

**Comments:**

\*\*\*\*\* Version 1 - 07/12/22 \*\*\*\*\*  
 Project data transferred from 2020 FTIP.  
 \*\*\*\*\* Version 22 - 03/23/2022 \*\*\*\*\*  
 \*\*\*\*\* Version 21 - 04/20/2021 \*\*\*\*\*  
 \*\*\*\*\* Version 1 - 08/14/20 \*\*\*\*\*  
 Project data transferred from 2018 FTIP.  
 \*\*\*\*\* Version 19 - 01/15/2020 \*\*\*\*\*  
 Carry over from 16-15 \*\* Carrying over project into 2020 FTIP.

**Santa Barbara County Association of Governments - Federal Transportation Improvement Program  
(Dollars in Thousands)  
Local Highway System**

DIST: 05	PPNO:	EA:	CTIPS ID: 208-0000-0406	TITLE (DESCRIPTION): Guadalupe Street (Hwy 1) Pedestrian Improvements (Pedestrian improvements on Guadalupe St., including sidewalk construction, curb ramps, crosswalk re-striping, and traffic calming. The project does not have any funding in the 2023 FTIP period and will be carried over for information purposes only.) Estimated Total Project Cost = \$458,000.)	MPO Aprv: State Aprv: Federal Aprv:
CT PROJECT ID:			MPO ID: GUAD13		EPA TABLE II or III EXEMPT CATEGORY
COUNTY: Santa Barbara County	ROUTE:		PM: 0.000 / 0.000		

IMPLEMENTING AGENCY: Guadalupe, City of  
PROJECT MANAGER:

PHONE:

EMAIL:

PROJECT VERSION HISTORY (Printed Version is Shaded)

Dollars in Thousands - Total For Project

Version	Status	Date	Updated By	Change Reason	Amend No.	Prog Con	Prog RW	PE
1	Active	07/27/2022	MKULKARN	Adoption - Carry Over	0	450		8

* Other Fed -		PRIOR	22-23	23-24	24-25	25-26	26-27	27-28	BEYOND	TOTAL
* Fund Source 1 of 3	PE									
	RW									
* Fund Type: Active Transportation Program (ATP)	CON	401								401
* Funding Agency:	Total:	401								401

* Local Funds -		PRIOR	22-23	23-24	24-25	25-26	26-27	27-28	BEYOND	TOTAL
* Fund Source 2 of 3	PE	8								8
	RW									
* Fund Type: City Funds	CON	17								17
* Funding Agency:	Total:	25								25

* Local Funds -		PRIOR	22-23	23-24	24-25	25-26	26-27	27-28	BEYOND	TOTAL
* Fund Source 3 of 3	PE									
	RW									
* Fund Type: Santa Barbara Co Sales Tax	CON	32								32
* Funding Agency:	Total:	32								32

Project Total:		PRIOR	22-23	23-24	24-25	25-26	26-27	27-28	BEYOND	TOTAL
	PE	8								8
	RW									
	CON	450								450
	Total:	458								458

**Comments:**  
 \*\*\*\*\* Version 1 - 07/12/22 \*\*\*\*\*  
 Project data transferred from 2020 FTIP.  
 \*\*\*\*\* Version 1 - 09/09/20 \*\*\*\*\*  
 Project data transferred from 2018 FTIP.  
 Carry over from 16-11 \*\* Carry over from 2017 FTIP.

**Santa Barbara County Association of Governments - Federal Transportation Improvement Program  
(Dollars in Thousands)  
Transit System**

DIST: 05	PPNO:	EA:	CTIPS ID: 208-0000-0458	TITLE (DESCRIPTION): Electric Bus purchase (Purchase Replacement Standard 35-39 Ft Electric Bus (5339a). Total project cost = \$975,000 RTP ID: Gu-PL-4)	MPO Aprv: State Aprv: Federal Aprv:
CT PROJECT ID:			MPO ID.: GUAD14		EPA TABLE II or III EXEMPT CATEGORY
COUNTY: Santa Barbara County	ROUTE:		PM:		

IMPLEMENTING AGENCY: Guadalupe, City of  
PROJECT MANAGER: Fil Simas

PHONE:

EMAIL: smoothincfs@hotmail.com

*PROJECT VERSION HISTORY (Printed Version is Shaded)*

*Dollars in Thousands - Total For Project*

<u>Version</u>	<u>Status</u>	<u>Date</u>	<u>Updated By</u>	<u>Change Reason</u>	<u>Amend No.</u>	<u>Prog Con</u>	<u>Prog RW</u>	<u>PE</u>
1	Active	09/21/2022	JMATA	Adoption -	0	975		

* FTA Funds -		<u>PRIOR</u>	<u>22-23</u>	<u>23-24</u>	<u>24-25</u>	<u>25-26</u>	<u>26-27</u>	<u>27-28</u>	<u>BEYOND</u>	<u>TOTAL</u>
* Fund Source 1 of 2	PE									
	RW									
* Fund Type: Bus and Bus Facilities Program - FTA 5339	CON		829							829
* Funding Agency:	Total:		829							829

* Local Funds -		<u>PRIOR</u>	<u>22-23</u>	<u>23-24</u>	<u>24-25</u>	<u>25-26</u>	<u>26-27</u>	<u>27-28</u>	<u>BEYOND</u>	<u>TOTAL</u>
* Fund Source 2 of 2	PE									
	RW									
* Fund Type: TDA	CON		146							146
* Funding Agency:	Total:		146							146

<b>Project Total:</b>		<u>PRIOR</u>	<u>22-23</u>	<u>23-24</u>	<u>24-25</u>	<u>25-26</u>	<u>26-27</u>	<u>27-28</u>	<u>BEYOND</u>	<u>TOTAL</u>
	PE									
	RW									
	CON		975							975
	Total:		975							975

Comments:  
\*\*\*\*\* Version 1 - 08/04/2022 \*\*\*\*\*

**Santa Barbara County Association of Governments - Federal Transportation Improvement Program  
(Dollars in Thousands)  
Transit System**

DIST: 05	PPNO:	EA:	CTIPS ID: 208-0000-0459	TITLE (DESCRIPTION): Support Equip/Facilities-Equipment (5339a) Charging Equipment (Purchase of charging equipment and installation costs for the equipment in the City of Guadalupe at the citys corporation yard, in support of the citys electric fleet.	MPO Aprv: State Aprv: Federal Aprv:
CT PROJECT ID:			MPO ID.: GUAD15	Total project cost = \$250,000 RTP ID: SM-17 )	EPA TABLE II or III EXEMPT CATEGORY
COUNTY: Santa Barbara County	ROUTE:		PM:		

IMPLEMENTING AGENCY: Guadalupe, City of  
PROJECT MANAGER: Fil Simas

PHONE:

EMAIL: smoothincfs@hotmail.com

*PROJECT VERSION HISTORY (Printed Version is Shaded)*

*Dollars in Thousands - Total For Project*

<u>Version</u>	<u>Status</u>	<u>Date</u>	<u>Updated By</u>	<u>Change Reason</u>	<u>Amend No.</u>	<u>Prog Con</u>	<u>Prog RW</u>	<u>PE</u>
1	Active	09/21/2022	JMATA	Adoption -	0	250		

* FTA Funds -		<u>PRIOR</u>	<u>22-23</u>	<u>23-24</u>	<u>24-25</u>	<u>25-26</u>	<u>26-27</u>	<u>27-28</u>	<u>BEYOND</u>	<u>TOTAL</u>
* Fund Source 1 of 2	PE									
	RW									
* Fund Type: Bus and Bus Facilities Program - FTA 5339	CON		213							213
* Funding Agency:	Total:		213							213

* Local Funds -		<u>PRIOR</u>	<u>22-23</u>	<u>23-24</u>	<u>24-25</u>	<u>25-26</u>	<u>26-27</u>	<u>27-28</u>	<u>BEYOND</u>	<u>TOTAL</u>
* Fund Source 2 of 2	PE									
	RW									
* Fund Type: TDA	CON		38							38
* Funding Agency:	Total:		38							38

<b>Project Total:</b>		<u>PRIOR</u>	<u>22-23</u>	<u>23-24</u>	<u>24-25</u>	<u>25-26</u>	<u>26-27</u>	<u>27-28</u>	<u>BEYOND</u>	<u>TOTAL</u>
	PE									
	RW									
	CON		250							250
	Total:		250							250

Comments:  
\*\*\*\*\* Version 1 - 08/04/2022 \*\*\*\*\*

**Santa Barbara County Association of Governments - Federal Transportation Improvement Program  
(Dollars in Thousands)  
Transit System**

DIST: 05	PPNO:	EA:	CTIPS ID: 208-0000-0052	TITLE (DESCRIPTION): Operating Assistance - COLT (City of Lompoc Transit - Operating assistance from Section 5307 & other funds. RTP ID: COLT-1. Estimated Total Project Cost =\$26,569,868.)	MPO Aprv: State Aprv: Federal Aprv:
CT PROJECT ID:			MPO ID.: LOMPOC9		EPA TABLE II or III EXEMPT CATEGORY
COUNTY: Santa Barbara County	ROUTE:		PM: 0.000 / 0.000		

IMPLEMENTING AGENCY: Lompoc, City of  
PROJECT MANAGER: Richard Fernbaugh

PHONE: (805) 875-8268

EMAIL: R\_Fernbaugh@ci.lompoc.ca.us

*PROJECT VERSION HISTORY (Printed Version is Shaded)*

*Dollars in Thousands - Total For Project*

Version	Status	Date	Updated By	Change Reason	Amend No.	Prog Con	Prog RW	PE
1	Active	07/12/2022	JMATA	Adoption - Carry Over	0	26,570		

* Local Funds -		PRIOR	22-23	23-24	24-25	25-26	26-27	27-28	BEYOND	TOTAL
* Fund Source 1 of 2	PE									
	RW									
* Fund Type: TDA	CON	10,209	2,117	2,117						14,444
* Funding Agency:	Total:	10,209	2,117	2,117						14,444

* FTA Funds -		PRIOR	22-23	23-24	24-25	25-26	26-27	27-28	BEYOND	TOTAL
* Fund Source 2 of 2	PE									
	RW									
* Fund Type: FTA5307 - Urbanized Area Formula Program	CON	9,437	1,345	1,345						12,126
* Funding Agency:	Total:	9,437	1,345	1,345						12,126

Project Total:		PRIOR	22-23	23-24	24-25	25-26	26-27	27-28	BEYOND	TOTAL
	PE									
	RW									
	CON	19,646	3,462	3,462						26,570
	Total:	19,646	3,462	3,462						26,570

Comments:  
 \*\*\*\*\* Version 1 - 07/12/22 \*\*\*\*\*  
 Project data transferred from 2020 FTIP.  
 \*\*\*\*\* Version 16 - 06/17/2021 \*\*\*\*\*  
 \*\*\*\*\* Version 1 - 09/09/20 \*\*\*\*\*  
 Project data transferred from 2018 FTIP.  
 Carry over from 16-14 \*\* 2019 FTIP adoption

**Santa Barbara County Association of Governments - Federal Transportation Improvement Program  
(Dollars in Thousands)  
Local Highway System**

DIST: 05	PPNO:	EA:	CTIPS ID: 208-0000-0368	TITLE (DESCRIPTION): Operations and Maintenance Center (Purchase and construction of a new maintenance and operations center for City Of Lompoc Transit (COLT). RTP ID: COLT-PL-402. Estimated Total Project Cost = \$6,326,032. The project does not have any funding in the 2023 FTIP period and will be carried over for information.)	MPO Aprv: State Aprv: Federal Aprv:
CT PROJECT ID:			MPO ID.: LOMPOC23		EPA TABLE II or III EXEMPT CATEGORY
COUNTY: Santa Barbara County	ROUTE:		PM: 0.000 / 0.000		

IMPLEMENTING AGENCY: Lompoc, City of  
PROJECT MANAGER:

PHONE:

EMAIL:

PROJECT VERSION HISTORY (Printed Version is Shaded)

Dollars in Thousands - Total For Project

Version	Status	Date	Updated By	Change Reason	Amend No.	Prog Con	Prog RW	PE
1	Active	07/25/2022	JMATA	Adoption - Carry Over	0	6,326		

* Local Funds -		PRIOR	22-23	23-24	24-25	25-26	26-27	27-28	BEYOND	TOTAL
* Fund Source 1 of 4	PE									
	RW									
* Fund Type: TDA	CON	5,298								5,298
* Funding Agency:	Total:	5,298								5,298

* FTA Funds -		PRIOR	22-23	23-24	24-25	25-26	26-27	27-28	BEYOND	TOTAL
* Fund Source 2 of 4	PE									
	RW									
* Fund Type: Bus and Bus Facilities Program - FTA 5339	CON	139								139
* Funding Agency:	Total:	139								139

* State Bond -		PRIOR	22-23	23-24	24-25	25-26	26-27	27-28	BEYOND	TOTAL
* Fund Source 3 of 4	PE									
	RW									
* Fund Type: Public Transportation Modernization Improvement	CON	520								520
* Funding Agency:	Total:	520								520

* Other State -		PRIOR	22-23	23-24	24-25	25-26	26-27	27-28	BEYOND	TOTAL
* Fund Source 4 of 4	PE									
	RW									
* Fund Type: STA Transit Assist	CON	369								369
* Funding Agency:	Total:	369								369

Project Total:		PRIOR	22-23	23-24	24-25	25-26	26-27	27-28	BEYOND	TOTAL
	PE									
	RW									
	CON	6,326								6,326
	Total:	6,326								6,326

**Comments:**

\*\*\*\*\* Version 1 - 07/12/22 \*\*\*\*\*

Project data transferred from 2020 FTIP.

\*\*\*\*\* Version 1 - 09/09/20 \*\*\*\*\*

Project data transferred from 2018 FTIP.

Carry over from 16-10 \*\* Included in the 2019 FTP for information only.

**Santa Barbara County Association of Governments - Federal Transportation Improvement Program  
(Dollars in Thousands)  
Transit System**

DIST: 05	PPNO:	EA:	CTIPS ID: 208-0000-0175	TITLE (DESCRIPTION): Operating Assistance for SLORTA Route 10 (Operating Assistance for regional transit service provided by San Luis Obispo Regional Transit Authority (SLORTA) within the Santa Maria Urbanized Area. RTP ID: SLORTA-1. Estimated Total Project Cost = \$11,656,960. )	MPO Aprv: State Aprv: Federal Aprv:
CT PROJECT ID:			MPO ID.: SLORTA1		EPA TABLE II or III EXEMPT CATEGORY
COUNTY: Santa Barbara County	ROUTE:		PM: 0.000 / 0.000		

IMPLEMENTING AGENCY: San Luis Obispo Regional Transit  
PROJECT MANAGER: Geoff Straw

PHONE:

EMAIL: gstraw@slorta.org

*PROJECT VERSION HISTORY (Printed Version is Shaded)*

*Dollars in Thousands - Total For Project*

Version	Status	Date	Updated By	Change Reason	Amend No.	Prog Con	Prog RW	PE
1	Active	07/27/2022	MKULKARN	Adoption - Carry Over	0	11,657		

* FTA Funds -		<u>PRIOR</u>	<u>22-23</u>	<u>23-24</u>	<u>24-25</u>	<u>25-26</u>	<u>26-27</u>	<u>27-28</u>	<u>BEYOND</u>	<u>TOTAL</u>
* Fund Source 1 of 15	PE									
	RW									
* Fund Type: FTA5307 - Urbanized Area Formula Program	CON	570								570
* Funding Agency:	Total:	570								570

* Local Funds -		<u>PRIOR</u>	<u>22-23</u>	<u>23-24</u>	<u>24-25</u>	<u>25-26</u>	<u>26-27</u>	<u>27-28</u>	<u>BEYOND</u>	<u>TOTAL</u>
* Fund Source 2 of 15	PE									
	RW									
* Fund Type: TDA	CON	422								422
* Funding Agency:	Total:	422								422

* FTA Funds -		<u>PRIOR</u>	<u>22-23</u>	<u>23-24</u>	<u>24-25</u>	<u>25-26</u>	<u>26-27</u>	<u>27-28</u>	<u>BEYOND</u>	<u>TOTAL</u>
* Fund Source 3 of 15	PE									
	RW									
* Fund Type: FTA5307 - Urbanized Area Formula Program	CON	989		255						1,244
* Funding Agency:	Total:	989		255						1,244

* Local Funds -		<u>PRIOR</u>	<u>22-23</u>	<u>23-24</u>	<u>24-25</u>	<u>25-26</u>	<u>26-27</u>	<u>27-28</u>	<u>BEYOND</u>	<u>TOTAL</u>
* Fund Source 4 of 15	PE									
	RW									
* Fund Type: TDA	CON	333								333
* Funding Agency:	Total:	333								333

* FTA Funds -		<u>PRIOR</u>	<u>22-23</u>	<u>23-24</u>	<u>24-25</u>	<u>25-26</u>	<u>26-27</u>	<u>27-28</u>	<u>BEYOND</u>	<u>TOTAL</u>
* Fund Source 5 of 15	PE									
	RW									
* Fund Type: FTA5307 - Urbanized Area Formula Program	CON	547								547
* Funding Agency:	Total:	547								547

* Local Funds -		<u>PRIOR</u>	<u>22-23</u>	<u>23-24</u>	<u>24-25</u>	<u>25-26</u>	<u>26-27</u>	<u>27-28</u>	<u>BEYOND</u>	<u>TOTAL</u>
* Fund Source 6 of 15	PE									
	RW									
* Fund Type: TDA	CON	317								317
* Funding Agency:	Total:	317								317

**Santa Barbara County Association of Governments - Federal Transportation Improvement Program  
(Dollars in Thousands)  
Transit System**

		<u>PRIOR</u>	<u>22-23</u>	<u>23-24</u>	<u>24-25</u>	<u>25-26</u>	<u>26-27</u>	<u>27-28</u>	<u>BEYOND</u>	<u>TOTAL</u>
* FTA Funds -										
* Fund Source 7 of 15	PE									
	RW									
* Fund Type: FTA5307 - Urbanized Area Formula Program	CON	214								214
* Funding Agency:	Total:	214								214
* Local Funds -										
* Fund Source 8 of 15	PE									
	RW									
* Fund Type: TDA	CON	220								220
* Funding Agency:	Total:	220								220
* FTA Funds -										
* Fund Source 9 of 15	PE									
	RW									
* Fund Type: FTA5307 - Urbanized Area Formula Program	CON	333								333
* Funding Agency:	Total:	333								333
* Local Funds -										
* Fund Source 10 of 15	PE									
	RW									
* Fund Type: TDA	CON	2,234								2,234
* Funding Agency:	Total:	2,234								2,234
* FTA Funds -										
* Fund Source 11 of 15	PE									
	RW									
* Fund Type: FTA5307 - Urbanized Area Formula Program	CON	317								317
* Funding Agency:	Total:	317								317
* Local Funds -										
* Fund Source 12 of 15	PE									
	RW									
* Fund Type: TDA	CON	576								576
* Funding Agency:	Total:	576								576
* FTA Funds -										
* Fund Source 13 of 15	PE									
	RW									
* Fund Type: FTA5307 - Urbanized Area Formula Program	CON	367								367
* Funding Agency:	Total:	367								367
* Local Funds -										
* Fund Source 14 of 15	PE									
	RW									
* Fund Type: TDA	CON	3,707								3,707
* Funding Agency:	Total:	3,707								3,707
* Local Funds -										
* Fund Source 15 of 15	PE									
	RW									
* Fund Type: Local Transportation Funds	CON			255						255
* Funding Agency:	Total:			255						255



	<u>PRIOR</u>	<u>22-23</u>	<u>23-24</u>	<u>24-25</u>	<u>25-26</u>	<u>26-27</u>	<u>27-28</u>	<u>BEYOND</u>	<u>TOTAL</u>
PE									
RW									
CON	11,147		510						11,657
Total:	11,147		510						11,657

---

**Santa Barbara County Association of Governments - Federal Transportation Improvement Program  
(Dollars in Thousands)  
Transit System**

Comments:

\*\*\*\*\* Version 1 - 07/12/22 \*\*\*\*\*

Project data transferred from 2020 FTIP.

\*\*\*\*\* Version 13 - 06/17/2021 \*\*\*\*\*

\*\*\*\*\* Version 1 - 09/09/20 \*\*\*\*\*

Project data transferred from 2018 FTIP.

Carry over from 16-14 \*\* 2019 FTIP adoption

**Santa Barbara County Association of Governments - Federal Transportation Improvement Program  
(Dollars in Thousands)  
Transit System**

DIST: 05	PPNO:	EA:	CTIPS ID: 208-0000-0378	TITLE (DESCRIPTION): Express Service between Santa Maria and Santa Maria and San Luis Obispo - Operations (Express service would operate 2-3 non-stop round trips on weekdays between Santa Maria/Orcutt and San Luis Obispo/Cal Poly. The project does not have any funding in the 2023 FTIP period and will be carried over for information purposes only. RTP ID: SLORTA-400. Estimated Total Project Cost = \$200,000.)	MPO Aprv: State Aprv: Federal Aprv:
CT PROJECT ID:			MPO ID.: SLORTA02		EPA TABLE II or III EXEMPT CATEGORY
COUNTY: Santa Barbara County	ROUTE:		PM: 0.000 / 0.000		

IMPLEMENTING AGENCY: San Luis Obispo Regional Transit  
PROJECT MANAGER:

PHONE:

EMAIL:

*PROJECT VERSION HISTORY (Printed Version is Shaded)*

*Dollars in Thousands - Total For Project*

<u>Version</u>	<u>Status</u>	<u>Date</u>	<u>Updated By</u>	<u>Change Reason</u>	<u>Amend No.</u>	<u>Prog Con</u>	<u>Prog RW</u>	<u>PE</u>
1	Active	07/12/2022	JMATA	Adoption - Carry Over	0	200		

* FTA Funds -		<u>PRIOR</u>	<u>22-23</u>	<u>23-24</u>	<u>24-25</u>	<u>25-26</u>	<u>26-27</u>	<u>27-28</u>	<u>BEYOND</u>	<u>TOTAL</u>
* Fund Source 1 of 4	PE									
	RW									
* Fund Type: FTA5307 - Urbanized Area Formula Program	CON	50								50
* Funding Agency:	Total:	50								50

* Local Funds -		<u>PRIOR</u>	<u>22-23</u>	<u>23-24</u>	<u>24-25</u>	<u>25-26</u>	<u>26-27</u>	<u>27-28</u>	<u>BEYOND</u>	<u>TOTAL</u>
* Fund Source 2 of 4	PE									
	RW									
* Fund Type: TDA	CON	50								50
* Funding Agency:	Total:	50								50

* FTA Funds -		<u>PRIOR</u>	<u>22-23</u>	<u>23-24</u>	<u>24-25</u>	<u>25-26</u>	<u>26-27</u>	<u>27-28</u>	<u>BEYOND</u>	<u>TOTAL</u>
* Fund Source 3 of 4	PE									
	RW									
* Fund Type: FTA5307 - Urbanized Area Formula Program	CON	50								50
* Funding Agency:	Total:	50								50

* Local Funds -		<u>PRIOR</u>	<u>22-23</u>	<u>23-24</u>	<u>24-25</u>	<u>25-26</u>	<u>26-27</u>	<u>27-28</u>	<u>BEYOND</u>	<u>TOTAL</u>
* Fund Source 4 of 4	PE									
	RW									
* Fund Type: TDA	CON	50								50
* Funding Agency:	Total:	50								50

<b>Project Total:</b>		<u>PRIOR</u>	<u>22-23</u>	<u>23-24</u>	<u>24-25</u>	<u>25-26</u>	<u>26-27</u>	<u>27-28</u>	<u>BEYOND</u>	<u>TOTAL</u>
	PE									
	RW									
	CON	200								200
	Total:	200								200

**Comments:**

\*\*\*\*\* Version 1 - 07/12/22 \*\*\*\*\*

Project data transferred from 2020 FTIP.

\*\*\*\*\* Version 1 - 09/09/20 \*\*\*\*\*

Project data transferred from 2018 FTIP.

Carry over from 16-00 \*\* Included in the 2019 FTIP for information only.

**Santa Barbara County Association of Governments - Federal Transportation Improvement Program  
(Dollars in Thousands)  
Local Highway System**

DIST: 05	PPNO:	EA:	CTIPS ID: 208-0000-0383	TITLE (DESCRIPTION): UC Santa Barbara North Campus Open Space Multi-Modal Trail (Construct a 1.2 mile permeable, recreational trail that will traverse three tributaries to Devereux Slough with span bridges and include a boardwalk and culverts to support local hydrology and an and an ADA accessible safe route to school. The project does not have any funding in the 2023 FTIP period and will be carried over for information purposes only. RTP ID:VAR-5. Estimated Total Project Cost = \$2,895,000.)	MPO Aprv: State Aprv: Federal Aprv:
CT PROJECT ID:			MPO ID.: UCSB03		EPA TABLE II or III EXEMPT CATEGORY
COUNTY: Santa Barbara County	ROUTE:		PM: 0.000 / 0.000		

IMPLEMENTING AGENCY: University of California, Santa Barbara  
PROJECT MANAGER:

PHONE:

EMAIL:

*PROJECT VERSION HISTORY (Printed Version is Shaded)*

*Dollars in Thousands - Total For Project*

<u>Version</u>	<u>Status</u>	<u>Date</u>	<u>Updated By</u>	<u>Change Reason</u>	<u>Amend No.</u>	<u>Prog Con</u>	<u>Prog RW</u>	<u>PE</u>
1	Active	07/22/2022	JMATA	Adoption - Carry Over	0	2,895		

		<u>PRIOR</u>	<u>22-23</u>	<u>23-24</u>	<u>24-25</u>	<u>25-26</u>	<u>26-27</u>	<u>27-28</u>	<u>BEYOND</u>	<u>TOTAL</u>
* Other Fed -										
* Fund Source 1 of 2	PE									
	RW									
* Fund Type: Active Transportation Program (ATP)	CON	2,449								2,449
* Funding Agency:	Total:	2,449								2,449

		<u>PRIOR</u>	<u>22-23</u>	<u>23-24</u>	<u>24-25</u>	<u>25-26</u>	<u>26-27</u>	<u>27-28</u>	<u>BEYOND</u>	<u>TOTAL</u>
* Local Funds -										
* Fund Source 2 of 2	PE									
	RW									
* Fund Type: Private Funds	CON	446								446
* Funding Agency:	Total:	446								446

<b>Project Total:</b>		<u>PRIOR</u>	<u>22-23</u>	<u>23-24</u>	<u>24-25</u>	<u>25-26</u>	<u>26-27</u>	<u>27-28</u>	<u>BEYOND</u>	<u>TOTAL</u>
	PE									
	RW									
	CON	2,895								2,895
	Total:	2,895								2,895

Comments:

\*\*\*\*\* Version 1 - 07/12/22 \*\*\*\*\*

Project data transferred from 2020 FTIP.

\*\*\*\*\* Version 1 - 09/09/20 \*\*\*\*\*

Project data transferred from 2018 FTIP.

Carry over from 16-00 \*\* Included in the 2019 FTIP for information only.

**Santa Barbara County Association of Governments - Federal Transportation Improvement Program  
(Dollars in Thousands)  
Transit System**

DIST: 05	PPNO:	EA:	CTIPS ID: 208-0000-0431	TITLE (DESCRIPTION): CPC Operating Assistance (Operating assistance for Community Partners In Caring with a toll credit match. Estimated Total Project Cost = \$656,360)	MPO Aprv: State Aprv: Federal Aprv:
CT PROJECT ID:			MPO ID.: CPC01		EPA TABLE II or III EXEMPT CATEGORY
COUNTY: Santa Barbara County	ROUTE:		PM:		

IMPLEMENTING AGENCY: Community Partners in Caring  
PROJECT MANAGER: Vilma Contreras

PHONE: (805) 925-0125

EMAIL: vilma@partnersincaring.org

*PROJECT VERSION HISTORY (Printed Version is Shaded)*

*Dollars in Thousands - Total For Project*

<u>Version</u>	<u>Status</u>	<u>Date</u>	<u>Updated By</u>	<u>Change Reason</u>	<u>Amend No.</u>	<u>Prog Con</u>	<u>Prog RW</u>	<u>PE</u>
1	Active	07/22/2022	JMATA	Adoption - Carry Over	0	656		

* FTA Funds -		<u>PRIOR</u>	<u>22-23</u>	<u>23-24</u>	<u>24-25</u>	<u>25-26</u>	<u>26-27</u>	<u>27-28</u>	<u>BEYOND</u>	<u>TOTAL</u>
* Fund Source 1 of 2	PE									
	RW									
* Fund Type: FTA 5310 Elderly & Disabilities	CON	300	178							478
* Funding Agency:	Total:	300	178							478

* FTA Funds -		<u>PRIOR</u>	<u>22-23</u>	<u>23-24</u>	<u>24-25</u>	<u>25-26</u>	<u>26-27</u>	<u>27-28</u>	<u>BEYOND</u>	<u>TOTAL</u>
* Fund Source 2 of 2	PE									
	RW									
* Fund Type: Coronavirus Response and Relief Supplemental Appro	CON		178							178
* Funding Agency:	Total:		178							178

<b>Project Total:</b>		<u>PRIOR</u>	<u>22-23</u>	<u>23-24</u>	<u>24-25</u>	<u>25-26</u>	<u>26-27</u>	<u>27-28</u>	<u>BEYOND</u>	<u>TOTAL</u>
	PE									
	RW									
	CON	300	356							656
	Total:	300	356							656

Comments:

\*\*\*\*\* Version 1 - 07/12/22 \*\*\*\*\*  
Project data transferred from 2020 FTIP.  
\*\*\*\*\* Version 1 - 08/14/20 \*\*\*\*\*  
Project data transferred from 2018 FTIP.  
\*\*\*\*\* Version 1 - 04/22/2020 \*\*\*\*\*

**Santa Barbara County Association of Governments - Federal Transportation Improvement Program  
(Dollars in Thousands)  
Local Highway System**

DIST: 05	PPNO: 1914	EA: 208-0000-0212	CTIPS ID: 208-0000-0212	TITLE (DESCRIPTION): Planning, Programming and Monitoring (PPM funding for FY 2008/09 through 2024/25. RTP ID: SBCAG-100. Estimated Total Project Cost = \$5,064,000.)	MPO Aprv: State Aprv: Federal Aprv:
CT PROJECT ID:			MPO ID.: SBCAG11		EPA TABLE II or III EXEMPT CATEGORY
COUNTY: Santa Barbara County	ROUTE:	PM: 0.000 / 0.000			

IMPLEMENTING AGENCY: Santa Barbara County Association of Governments  
PROJECT MANAGER:

PHONE:

EMAIL:

*PROJECT VERSION HISTORY (Printed Version is Shaded)*

*Dollars in Thousands - Total For Project*

<u>Version</u>	<u>Status</u>	<u>Date</u>	<u>Updated By</u>	<u>Change Reason</u>	<u>Amend No.</u>	<u>Prog Con</u>	<u>Prog RW</u>	<u>PE</u>
1	Active	07/12/2022	JMATA	Adoption - Carry Over	0	5,064		

* RIP -		<u>PRIOR</u>	<u>22-23</u>	<u>23-24</u>	<u>24-25</u>	<u>25-26</u>	<u>26-27</u>	<u>27-28</u>	<u>BEYOND</u>	<u>TOTAL</u>
* Fund Source 1 of 3	PE									
	RW									
* Fund Type: STIP Advance Construction	CON	1,917	239	240	237	236	236			3,105
* Funding Agency:	Total:	1,917	239	240	237	236	236			3,105

* RIP -		<u>PRIOR</u>	<u>22-23</u>	<u>23-24</u>	<u>24-25</u>	<u>25-26</u>	<u>26-27</u>	<u>27-28</u>	<u>BEYOND</u>	<u>TOTAL</u>
* Fund Source 2 of 3	PE									
	RW									
* Fund Type: State Cash	CON	1,825								1,825
* Funding Agency:	Total:	1,825								1,825

* RIP -		<u>PRIOR</u>	<u>22-23</u>	<u>23-24</u>	<u>24-25</u>	<u>25-26</u>	<u>26-27</u>	<u>27-28</u>	<u>BEYOND</u>	<u>TOTAL</u>
* Fund Source 3 of 3	PE									
	RW									
* Fund Type: COVID Relief Funds - STIP	CON	134								134
* Funding Agency:	Total:	134								134

<b>Project Total:</b>		<u>PRIOR</u>	<u>22-23</u>	<u>23-24</u>	<u>24-25</u>	<u>25-26</u>	<u>26-27</u>	<u>27-28</u>	<u>BEYOND</u>	<u>TOTAL</u>
	PE									
	RW									
	CON	3,876	239	240	237	236	236			5,064
	Total:	3,876	239	240	237	236	236			5,064

Comments:  
 \*\*\*\*\* Version 1 - 07/12/22 \*\*\*\*\*  
 Project data transferred from 2020 FTIP.  
 \*\*\*\*\* Version 13 - 05/09/2022 \*\*\*\*\*  
 \*\*\*\*\* Version 12 - 06/10/2021 \*\*\*\*\*  
 \*\*\*\*\* Version 1 - 08/14/20 \*\*\*\*\*  
 Project data transferred from 2018 FTIP.  
 \*\*\*\*\* Version 8 - 04/23/2020 \*\*\*\*\*  
 Carry over from 16-00 \*\* Carry over from 2017 FTIP.

**Santa Barbara County Association of Governments - Federal Transportation Improvement Program  
(Dollars in Thousands)  
Local Highway System**

DIST: 05	PPNO:	EA:	CTIPS ID: 208-0000-0351	TITLE (DESCRIPTION): Cabrillo Underpass Replacement and Multi Modal Improvements (Near Santa Barbara, replace existing railroad bridge and construct roadway improvements for bicyclists and pedestrians. At Cabrillo Boulevard, 0.1 mile south of Highway 101. The project also includes \$900,000 in Highway Safety Improvement Program (HSIP) funding that is reflected in SBCAGs HSIP Back-up list (SBCAG FTIP Project ID: LOCALHSIP). The project does not have any funding in the 2021 FTIP period and will be carried over for information purposes only. RTP ID: SB-PL-301. Estimated Total Project Cost = \$2,576,000.)	MPO Aprv: State Aprv: Federal Aprv:  EPA TABLE II or III EXEMPT CATEGORY
CT PROJECT ID:		MPO ID.: SBCITY16			
COUNTY: Santa Barbara County	ROUTE:	PM: 0.000 / 0.000			

IMPLEMENTING AGENCY: Santa Barbara County Association of Governments  
PROJECT MANAGER:

PHONE:

EMAIL:

*PROJECT VERSION HISTORY (Printed Version is Shaded)*

*Dollars in Thousands - Total For Project*

Version	Status	Date	Updated By	Change Reason	Amend No.	Prog Con	Prog RW	PE
1	Active	07/12/2022	JMATA	Adoption - Carry Over	0	100		2,476

* Local Funds -		<u>PRIOR</u>	<u>22-23</u>	<u>23-24</u>	<u>24-25</u>	<u>25-26</u>	<u>26-27</u>	<u>27-28</u>	<u>BEYOND</u>	<u>TOTAL</u>
* Fund Source 1 of 4	PE									
	RW									
* Fund Type: Santa Barbara Co Sales Tax	CON	100								100
* Funding Agency:	Total:	100								100

* RIP -		<u>PRIOR</u>	<u>22-23</u>	<u>23-24</u>	<u>24-25</u>	<u>25-26</u>	<u>26-27</u>	<u>27-28</u>	<u>BEYOND</u>	<u>TOTAL</u>
* Fund Source 2 of 4	PE	1,477								1,477
	RW									
* Fund Type: STIP Advance Construction	CON									
* Funding Agency:	Total:	1,477								1,477

* Other Fed -		<u>PRIOR</u>	<u>22-23</u>	<u>23-24</u>	<u>24-25</u>	<u>25-26</u>	<u>26-27</u>	<u>27-28</u>	<u>BEYOND</u>	<u>TOTAL</u>
* Fund Source 3 of 4	PE	900								900
	RW									
* Fund Type: Highway Safety Improvement Program	CON									
* Funding Agency:	Total:	900								900

* Local Funds -		<u>PRIOR</u>	<u>22-23</u>	<u>23-24</u>	<u>24-25</u>	<u>25-26</u>	<u>26-27</u>	<u>27-28</u>	<u>BEYOND</u>	<u>TOTAL</u>
* Fund Source 4 of 4	PE	99								99
	RW									
* Fund Type: City Funds	CON									
* Funding Agency:	Total:	99								99

<b>Project Total:</b>		<u>PRIOR</u>	<u>22-23</u>	<u>23-24</u>	<u>24-25</u>	<u>25-26</u>	<u>26-27</u>	<u>27-28</u>	<u>BEYOND</u>	<u>TOTAL</u>
	PE	2,476								2,476
	RW									
	CON	100								100
	Total:	2,576								2,576

**Comments:**

\*\*\*\*\* Version 1 - 07/12/22 \*\*\*\*\*  
Project data transferred from 2020 FTIP.  
\*\*\*\*\* Version 1 - 09/09/20 \*\*\*\*\*  
Project data transferred from 2018 FTIP.  
Carry over from 16-00 \*\* Included in the 2019 FTIP for information only.

**Santa Barbara County Association of Governments - Federal Transportation Improvement Program  
(Dollars in Thousands)  
Local Highway System**

DIST: 05	PPNO:	EA:	CTIPS ID: 208-0000-0373	TITLE (DESCRIPTION): Santa Claus Lane Bike Path (Construction of a Class I bike path from Santa Claus Lane at Sandpointe Drive to Carpinteria Avenue. The project does not have any funding in the 2023 FTIP period and will be carried over for information purposes only. RTP ID: C-PL-302. Estimated Total Project Cost = \$495,000.)	MPO Aprv: State Aprv: Federal Aprv:
CT PROJECT ID:			MPO ID.: SBCAG27		EPA TABLE II or III EXEMPT CATEGORY
COUNTY: Santa Barbara County	ROUTE:		PM: 0.000 / 0.000		

IMPLEMENTING AGENCY: Santa Barbara County Association of Governments  
PROJECT MANAGER:

PHONE:

EMAIL:

*PROJECT VERSION HISTORY (Printed Version is Shaded)*

*Dollars in Thousands - Total For Project*

<u>Version</u>	<u>Status</u>	<u>Date</u>	<u>Updated By</u>	<u>Change Reason</u>	<u>Amend No.</u>	<u>Prog Con</u>	<u>Prog RW</u>	<u>PE</u>
1	Active	07/27/2022	MKULKARN	Adoption - Carry Over	0			495

* RSTP -		<u>PRIOR</u>	<u>22-23</u>	<u>23-24</u>	<u>24-25</u>	<u>25-26</u>	<u>26-27</u>	<u>27-28</u>	<u>BEYOND</u>	<u>TOTAL</u>
* Fund Source 1 of 2	PE	395								395
	RW									
* Fund Type: STP Local	CON									
* Funding Agency:	Total:	395								395

* Local Funds -		<u>PRIOR</u>	<u>22-23</u>	<u>23-24</u>	<u>24-25</u>	<u>25-26</u>	<u>26-27</u>	<u>27-28</u>	<u>BEYOND</u>	<u>TOTAL</u>
* Fund Source 2 of 2	PE	100								100
	RW									
* Fund Type: Measure A	CON									
* Funding Agency:	Total:	100								100

<b>Project Total:</b>		<u>PRIOR</u>	<u>22-23</u>	<u>23-24</u>	<u>24-25</u>	<u>25-26</u>	<u>26-27</u>	<u>27-28</u>	<u>BEYOND</u>	<u>TOTAL</u>
	PE	495								495
	RW									
	CON									
	Total:	495								495

Comments:

\*\*\*\*\* Version 1 - 07/12/22 \*\*\*\*\*  
Project data transferred from 2020 FTIP.  
\*\*\*\*\* Version 1 - 09/09/20 \*\*\*\*\*  
Project data transferred from 2018 FTIP.  
Carry over from 16-00 \*\* Included in the 2019 FTIP for information only.



**Santa Barbara County Association of Governments - Federal Transportation Improvement Program  
(Dollars in Thousands)  
Local Highway System**

DIST: 05	PPNO:	EA:	CTIPS ID: 208-0000-0375	TITLE (DESCRIPTION): Olive Mill Road & San Ysidro Road Intersection Improvement Projects (Interchange improvements at the Olive Mill Road and San Ysidro Road intersections. The project does not have any funding in the 2019 FTIP period and will be carried over for information purposes only. RTP ID: SBCAG-501. Estimated Total Project Cost = \$1,079,790.)	MPO Aprv: State Aprv: Federal Aprv:
CT PROJECT ID:			MPO ID.: SBCAG28		EPA TABLE II or III EXEMPT CATEGORY
COUNTY: Santa Barbara County	ROUTE:		PM: 0.000 / 0.000		

IMPLEMENTING AGENCY: Santa Barbara County Association of Governments  
PROJECT MANAGER:

PHONE:

EMAIL:

*PROJECT VERSION HISTORY (Printed Version is Shaded)*

*Dollars in Thousands - Total For Project*

<u>Version</u>	<u>Status</u>	<u>Date</u>	<u>Updated By</u>	<u>Change Reason</u>	<u>Amend No.</u>	<u>Prog Con</u>	<u>Prog RW</u>	<u>PE</u>
1	Active	07/12/2022	JMATA	Adoption - Carry Over	0			1,080

		<u>PRIOR</u>	<u>22-23</u>	<u>23-24</u>	<u>24-25</u>	<u>25-26</u>	<u>26-27</u>	<u>27-28</u>	<u>BEYOND</u>	<u>TOTAL</u>
* Highway Bridge Program - State -										
* Fund Source 1 of 2	PE	900								900
	RW									
* Fund Type: High Priority Projects Program	CON									
* Funding Agency:	Total:	900								900

		<u>PRIOR</u>	<u>22-23</u>	<u>23-24</u>	<u>24-25</u>	<u>25-26</u>	<u>26-27</u>	<u>27-28</u>	<u>BEYOND</u>	<u>TOTAL</u>
* Local Funds -										
* Fund Source 2 of 2	PE	180								180
	RW									
* Fund Type: Local Transportation Funds	CON									
* Funding Agency:	Total:	180								180

<b>Project Total:</b>		<u>PRIOR</u>	<u>22-23</u>	<u>23-24</u>	<u>24-25</u>	<u>25-26</u>	<u>26-27</u>	<u>27-28</u>	<u>BEYOND</u>	<u>TOTAL</u>
	PE	1,080								1,080
	RW									
	CON									
	Total:	1,080								1,080

Comments:

\*\*\*\*\* Version 1 - 07/12/22 \*\*\*\*\*  
Project data transferred from 2020 FTIP.  
\*\*\*\*\* Version 1 - 09/09/20 \*\*\*\*\*  
Project data transferred from 2018 FTIP.  
Carry over from 16-04 \*\* Included in the 2019 FTIP for information only.

**Santa Barbara County Association of Governments - Federal Transportation Improvement Program  
(Dollars in Thousands)  
Local Highway System**

DIST: 05	PPNO:	EA:	CTIPS ID: 208-0000-0398	TITLE (DESCRIPTION): Rincon Multi-use Trail (Construct a multi-use trail to eliminate a gap in the California Coastal trail, which forces cyclists and pedestrians to use the shoulder of U.S. 101 or choose an alternate route trespassing across UPRR tracks or traveling 4 miles out of direction. The project does not have any funding in the 2023 FTIP period and will be carried over for information purposes only. RTP ID: C-PL-304. Estimated Total Project Cost = \$7,483,000.)	MPO Aprv: State Aprv: Federal Aprv:  EPA TABLE II or III EXEMPT CATEGORY
CT PROJECT ID:		MPO ID.: SBCAG29			
COUNTY: Santa Barbara County	ROUTE:	PM: 0.000 / 0.000			

IMPLEMENTING AGENCY: Santa Barbara County Association of Governments  
PROJECT MANAGER:

PHONE:

EMAIL:

*PROJECT VERSION HISTORY (Printed Version is Shaded)*

*Dollars in Thousands - Total For Project*

<u>Version</u>	<u>Status</u>	<u>Date</u>	<u>Updated By</u>	<u>Change Reason</u>	<u>Amend No.</u>	<u>Prog Con</u>	<u>Prog RW</u>	<u>PE</u>
1	Active	07/22/2022	JMATA	Adoption - Carry Over	0	6,031	480	972

* Other State -				<u>PRIOR</u>	<u>22-23</u>	<u>23-24</u>	<u>24-25</u>	<u>25-26</u>	<u>26-27</u>	<u>27-28</u>	<u>BEYOND</u>	<u>TOTAL</u>
* Fund Source 1 of 7	PE			50								50
* Fund Type: Coastal Conservancy Fund	RW											
* Funding Agency:	CON											
	Total:			50								50

* Other State -				<u>PRIOR</u>	<u>22-23</u>	<u>23-24</u>	<u>24-25</u>	<u>25-26</u>	<u>26-27</u>	<u>27-28</u>	<u>BEYOND</u>	<u>TOTAL</u>
* Fund Source 2 of 7	PE			25								25
* Fund Type: Coastal and Estuarine Land Conservation Program	RW											
* Funding Agency:	CON											
	Total:			25								25

* Local Funds -				<u>PRIOR</u>	<u>22-23</u>	<u>23-24</u>	<u>24-25</u>	<u>25-26</u>	<u>26-27</u>	<u>27-28</u>	<u>BEYOND</u>	<u>TOTAL</u>
* Fund Source 3 of 7	PE			100								100
* Fund Type: Measure A	RW											
* Funding Agency:	CON											
	Total:			100								100

* Local Funds -				<u>PRIOR</u>	<u>22-23</u>	<u>23-24</u>	<u>24-25</u>	<u>25-26</u>	<u>26-27</u>	<u>27-28</u>	<u>BEYOND</u>	<u>TOTAL</u>
* Fund Source 4 of 7	PE			75								75
* Fund Type: City Funds	RW											
* Funding Agency:	CON											
	Total:			75								75

* Other Fed -				<u>PRIOR</u>	<u>22-23</u>	<u>23-24</u>	<u>24-25</u>	<u>25-26</u>	<u>26-27</u>	<u>27-28</u>	<u>BEYOND</u>	<u>TOTAL</u>
* Fund Source 5 of 7	PE			322								322
* Fund Type: Active Transportation Program (ATP)	RW			480								480
* Funding Agency:	CON			6,031								6,031
	Total:			6,833								6,833

* Local Funds -				<u>PRIOR</u>	<u>22-23</u>	<u>23-24</u>	<u>24-25</u>	<u>25-26</u>	<u>26-27</u>	<u>27-28</u>	<u>BEYOND</u>	<u>TOTAL</u>
* Fund Source 6 of 7	PE			250								250
* Fund Type: Measure A	RW											
* Funding Agency:	CON											
	Total:			250								250

**Santa Barbara County Association of Governments - Federal Transportation Improvement Program  
(Dollars in Thousands)  
Local Highway System**

* Other State -		<u>PRIOR</u>	<u>22-23</u>	<u>23-24</u>	<u>24-25</u>	<u>25-26</u>	<u>26-27</u>	<u>27-28</u>	<u>BEYOND</u>	<u>TOTAL</u>
* Fund Source 7 of 7	PE	150								150
* Fund Type: Coastal Conservancy Fund	RW									
	CON									
* Funding Agency:	Total:	150								150

<b>Project Total:</b>		<u>PRIOR</u>	<u>22-23</u>	<u>23-24</u>	<u>24-25</u>	<u>25-26</u>	<u>26-27</u>	<u>27-28</u>	<u>BEYOND</u>	<u>TOTAL</u>
	PE	972								972
	RW	480								480
	CON	6,031								6,031
	Total:	7,483								7,483

Comments:  
 \*\*\*\*\* Version 1 - 07/12/22 \*\*\*\*\*  
 Project data transfered from 2020 FTIP.  
 \*\*\*\*\* Version 1 - 09/09/20 \*\*\*\*\*  
 Project data transfered from 2018 FTIP.  
 Carry over from 16-11 \*\* 2019 FTIP adoption

**Santa Barbara County Association of Governments - Federal Transportation Improvement Program  
(Dollars in Thousands)  
Local Highway System**

DIST: 05	PPNO:	EA:	CTIPS ID: 208-0000-0413	TITLE (DESCRIPTION): North Padaro Lane Coastal Access Improvements (In the County of Santa Barbara, south of community of Summerland along North Padaro Lane on the coast side of Highway 101. -Construct 0.2 miles of sidewalk to complete gap in California Coastal Trail between Highway 101 and Loon Point Beach Parking area where coastal access exists.- Add coastal trail signage along North Padaro Lane and for vertical access to beach. Estimated Total Project Cost = \$3,690,000. The project does not have any funding in the 2023 FTIP period and will be carried over for information purposes only.)	MPO Aprv: State Aprv: Federal Aprv:
CT PROJECT ID:			MPO ID.: SBCAG31		EPA TABLE II or III EXEMPT CATEGORY
COUNTY: Santa Barbara County	ROUTE:		PM: 0.000 / 0.000		

IMPLEMENTING AGENCY: Santa Barbara County Association of Governments  
PROJECT MANAGER:

PHONE:

EMAIL:

PROJECT VERSION HISTORY (Printed Version is Shaded)

Dollars in Thousands - Total For Project

Version	Status	Date	Updated By	Change Reason	Amend No.	Prog Con	Prog RW	PE
1	Active	07/22/2022	JMATA	Adoption - Carry Over	0	3,270	140	280

* Local Funds -		PRIOR	22-23	23-24	24-25	25-26	26-27	27-28	BEYOND	TOTAL
* Fund Source 1 of 5	PE	110								110
	RW	70								70
* Fund Type: Measure A	CON									
* Funding Agency:	Total:	180								180

* State SB1 SCCP -		PRIOR	22-23	23-24	24-25	25-26	26-27	27-28	BEYOND	TOTAL
* Fund Source 2 of 5	PE									
	RW									
* Fund Type: Road Repair and Accountability Act of 2017	CON	3,270								3,270
* Funding Agency:	Total:	3,270								3,270

* State SB1 LPP -		PRIOR	22-23	23-24	24-25	25-26	26-27	27-28	BEYOND	TOTAL
* Fund Source 3 of 5	PE	30								30
	RW									
* Fund Type: Road Repair and Accountability Act of 2017	CON									
* Funding Agency:	Total:	30								30

* Local Funds -		PRIOR	22-23	23-24	24-25	25-26	26-27	27-28	BEYOND	TOTAL
* Fund Source 4 of 5	PE	30								30
	RW									
* Fund Type: Measure A	CON									
* Funding Agency:	Total:	30								30

* State SB1 LPP -		PRIOR	22-23	23-24	24-25	25-26	26-27	27-28	BEYOND	TOTAL
* Fund Source 5 of 5	PE	110								110
	RW	70								70
* Fund Type: Road Repair and Accountability Act of 2017	CON									
* Funding Agency:	Total:	180								180

Project Total:		PRIOR	22-23	23-24	24-25	25-26	26-27	27-28	BEYOND	TOTAL
	PE	280								280
	RW	140								140
	CON	3,270								3,270
	Total:	3,690								3,690

Comments:

\*\*\*\*\* Version 1 - 07/12/22 \*\*\*\*\*

Project data transferred from 2020 FTIP.

\*\*\*\*\* Version 1 - 09/09/20 \*\*\*\*\*

Project data transferred from 2018 FTIP.

Carry over from 16-15 \*\* Carrying over project into 2019 FTIP.

**Santa Barbara County Association of Governments - Federal Transportation Improvement Program  
(Dollars in Thousands)  
Local Highway System**

DIST: 05	PPNO:	EA:	CTIPS ID: 208-0000-0415	TITLE (DESCRIPTION): Santa Claus Lane Class I Bikeway (Construct Class I bikeway for 0.6 miles between Carpinteria Avenue in City of Carpinteria and Santa Claus Lane in Summerland (County of Santa Barbara) to close a gap in the California Coastal Trail (CCT). RTP ID: C-PL-4. Estimated Total Project Cost = \$8,150,000. The project does not have any funding in the 2023 FTIP period and will be carried over for information purposes only.)	MPO Aprv: State Aprv: Federal Aprv:
CT PROJECT ID:			MPO ID.: SBCAG32		EPA TABLE II or III EXEMPT CATEGORY
COUNTY: Santa Barbara County	ROUTE:		PM: 0.000 / 0.000		

IMPLEMENTING AGENCY: Santa Barbara County Association of Governments  
PROJECT MANAGER:

PHONE:

EMAIL:

*PROJECT VERSION HISTORY (Printed Version is Shaded)*

*Dollars in Thousands - Total For Project*

Version	Status	Date	Updated By	Change Reason	Amend No.	Prog Con	Prog RW	PE
1	Active	07/22/2022	JMATA	Adoption - Carry Over	0	6,830	400	920

* RSTP -		PRIOR	22-23	23-24	24-25	25-26	26-27	27-28	BEYOND	TOTAL
* Fund Source 1 of 5	PE	400								400
	RW									
* Fund Type: STP Local	CON									
* Funding Agency:	Total:	400								400

* Local Funds -		PRIOR	22-23	23-24	24-25	25-26	26-27	27-28	BEYOND	TOTAL
* Fund Source 2 of 5	PE	210								210
	RW	200								200
* Fund Type: Measure A	CON									
* Funding Agency:	Total:	410								410

* State SB1 SCCP -		PRIOR	22-23	23-24	24-25	25-26	26-27	27-28	BEYOND	TOTAL
* Fund Source 3 of 5	PE									
	RW									
* Fund Type: Road Repair and Accountability Act of 2017	CON	6,830								6,830
* Funding Agency:	Total:	6,830								6,830

* Local Funds -		PRIOR	22-23	23-24	24-25	25-26	26-27	27-28	BEYOND	TOTAL
* Fund Source 4 of 5	PE	100								100
	RW									
* Fund Type: Measure A	CON									
* Funding Agency:	Total:	100								100

* State SB1 LPP -		PRIOR	22-23	23-24	24-25	25-26	26-27	27-28	BEYOND	TOTAL
* Fund Source 5 of 5	PE	210								210
	RW	200								200
* Fund Type: Road Repair and Accountability Act of 2017	CON									
* Funding Agency:	Total:	410								410

Project Total:		PRIOR	22-23	23-24	24-25	25-26	26-27	27-28	BEYOND	TOTAL
	PE	920								920
	RW	400								400
	CON	6,830								6,830
	Total:	8,150								8,150

Comments:

\*\*\*\*\* Version 1 - 07/12/22 \*\*\*\*\*

Project data transferred from 2020 FTIP.

\*\*\*\*\* Version 1 - 09/09/20 \*\*\*\*\*

Project data transferred from 2018 FTIP.

Carry over from 16-15 \*\* Carrying over project into 2019 FTIP.

**Santa Barbara County Association of Governments - Federal Transportation Improvement Program  
(Dollars in Thousands)  
Local Highway System**

DIST: 05	PPNO:	EA:	CTIPS ID: 208-0000-0414	TITLE (DESCRIPTION): Summerland Area Coastal Access Improvements (In the County of Santa Barbara, in and near the community of Summerland, on Via Real, Wallace Avenue and Finney Road on both the inland and coastal side of Highway 101. -Construct 0.4 miles of sidewalk and add coastal access parking along Wallace Avenue - Along Via Real, construction 0.4 miles of sidewalk to complete gap in California Coastal Trail between Greenwell Drive and North Padaro Lane and add a Class I multi purpose path.  Estimated Total Project Cost = \$9,820,000. The project does not have any funding in the 2023 FTIP period and will be carried over for information purposes only.)	MPO Aprv: State Aprv: Federal Aprv:  EPA TABLE II or III EXEMPT CATEGORY
CT PROJECT ID:		MPO ID.: SBCAG34			
COUNTY: Santa Barbara County	ROUTE:	PM: 0.000 / 0.000			

IMPLEMENTING AGENCY: Santa Barbara County Association of Governments  
PROJECT MANAGER:

PHONE:

EMAIL:

*PROJECT VERSION HISTORY (Printed Version is Shaded)*

*Dollars in Thousands - Total For Project*

<u>Version</u>	<u>Status</u>	<u>Date</u>	<u>Updated By</u>	<u>Change Reason</u>	<u>Amend No.</u>	<u>Prog Con</u>	<u>Prog RW</u>	<u>PE</u>
1	Active	07/28/2022	JMATA	Adoption - Carry Over	0	8,320	520	980

* Local Funds -		<u>PRIOR</u>	<u>22-23</u>	<u>23-24</u>	<u>24-25</u>	<u>25-26</u>	<u>26-27</u>	<u>27-28</u>	<u>BEYOND</u>	<u>TOTAL</u>
* Fund Source 1 of 5	PE	340								340
* Fund Type: Measure A	RW	260								260
* Funding Agency:	CON									
	Total:	600								600

* State SB1 SCCP -		<u>PRIOR</u>	<u>22-23</u>	<u>23-24</u>	<u>24-25</u>	<u>25-26</u>	<u>26-27</u>	<u>27-28</u>	<u>BEYOND</u>	<u>TOTAL</u>
* Fund Source 2 of 5	PE									
* Fund Type: Road Repair and Accountability Act of 2017	RW									
	CON	8,320								8,320
* Funding Agency:	Total:	8,320								8,320

* State SB1 LPP -		<u>PRIOR</u>	<u>22-23</u>	<u>23-24</u>	<u>24-25</u>	<u>25-26</u>	<u>26-27</u>	<u>27-28</u>	<u>BEYOND</u>	<u>TOTAL</u>
* Fund Source 3 of 5	PE	150								150
* Fund Type: Road Repair and Accountability Act of 2017	RW									
	CON									
* Funding Agency:	Total:	150								150

* Local Funds -		<u>PRIOR</u>	<u>22-23</u>	<u>23-24</u>	<u>24-25</u>	<u>25-26</u>	<u>26-27</u>	<u>27-28</u>	<u>BEYOND</u>	<u>TOTAL</u>
* Fund Source 4 of 5	PE	150								150
* Fund Type: Measure A	RW									
	CON									
* Funding Agency:	Total:	150								150

* State SB1 LPP -		<u>PRIOR</u>	<u>22-23</u>	<u>23-24</u>	<u>24-25</u>	<u>25-26</u>	<u>26-27</u>	<u>27-28</u>	<u>BEYOND</u>	<u>TOTAL</u>
* Fund Source 5 of 5	PE	340								340
* Fund Type: Road Repair and Accountability Act of 2017	RW	260								260
	CON									
* Funding Agency:	Total:	600								600

<b>Project Total:</b>		<u>PRIOR</u>	<u>22-23</u>	<u>23-24</u>	<u>24-25</u>	<u>25-26</u>	<u>26-27</u>	<u>27-28</u>	<u>BEYOND</u>	<u>TOTAL</u>
	PE	980								980
	RW	520								520
	CON	8,320								8,320
	Total:	9,820								9,820

Comments:  
\*\*\*\*\* Version 1 - 07/12/22 \*\*\*\*\*  
Project data transferred from 2020 FTIP.  
\*\*\*\*\* Version 1 - 09/09/20 \*\*\*\*\*



**Santa Barbara County Association of Governments - Federal Transportation Improvement Program  
(Dollars in Thousands)  
Transit System**

DIST: 05	PPNO:	EA:	CTIPS ID: 208-0000-0455	TITLE (DESCRIPTION): Clean Air Express Bus replacement (Located in Santa Barbara County. This new project is for the Clean Air Express Bus replacement. This project is using CARES Act Federal Transit Administration (FTA) Section 5311 non-urbanized area transit funds. Estimated Total Project Cost = \$242,700. The project does not have any funding in the 2023 FTIP period and will be carried over for information purposes only.)	MPO Aprv: State Aprv: Federal Aprv:
CT PROJECT ID:			MPO ID.: SBCAG35		EPA TABLE II or III EXEMPT CATEGORY
COUNTY: Santa Barbara County	ROUTE:		PM:		

IMPLEMENTING AGENCY: Santa Barbara County Association of Governments  
PROJECT MANAGER: Aaron Bonfilio

PHONE:

EMAIL: abonfilio@sbcag.org

*PROJECT VERSION HISTORY (Printed Version is Shaded)*

*Dollars in Thousands - Total For Project*

<u>Version</u>	<u>Status</u>	<u>Date</u>	<u>Updated By</u>	<u>Change Reason</u>	<u>Amend No.</u>	<u>Prog Con</u>	<u>Prog RW</u>	<u>PE</u>
1	Active	07/25/2022	JMATA	Adoption -	0	243		

		<u>PRIOR</u>	<u>22-23</u>	<u>23-24</u>	<u>24-25</u>	<u>25-26</u>	<u>26-27</u>	<u>27-28</u>	<u>BEYOND</u>	<u>TOTAL</u>
* FTA Funds -										
* Fund Source 1 of 1	PE									
	RW									
* Fund Type: Economic Stimulus 2 - FTA 5311	CON	243								243
* Funding Agency:	Total:	243								243

Comments:  
\*\*\*\*\* Version 1 - 07/22/2022 \*\*\*\*\*



**Santa Barbara County Association of Governments - Federal Transportation Improvement Program  
(Dollars in Thousands)  
Transit System**

DIST: 05	PPNO:	EA:	CTIPS ID: 208-0000-0437	TITLE (DESCRIPTION): Clean Air Express Operating Assistance (Located in Santa Barbara County. This new project is for the Clean Air Express Operating Assistance. This project is using Coronavirus Response and Relief Supplemental Appropriation Act of 2021 (CRRSAA) Federal Transit Administration (FTA) Section 5311 non-urbanized area transit funds and CARES Act Federal Transit Administration (FTA) Section 5311 funds. Estimated Total Project Cost = \$577,048 The project does not have any funding in the 2023 FTIP period and will be carried over for information purposes only.)	MPO Aprv: State Aprv: Federal Aprv:
CT PROJECT ID:			MPO ID.: SBCAG36		EPA TABLE II or III EXEMPT CATEGORY
COUNTY: Santa Barbara County	ROUTE: CA		PM:		

IMPLEMENTING AGENCY: Santa Barbara County Association of Governments  
PROJECT MANAGER: Scott Spaulding

PHONE: (805) 708-3300

EMAIL: sspaulding@sbcag.org

*PROJECT VERSION HISTORY (Printed Version is Shaded)*

*Dollars in Thousands - Total For Project*

<u>Version</u>	<u>Status</u>	<u>Date</u>	<u>Updated By</u>	<u>Change Reason</u>	<u>Amend No.</u>	<u>Prog Con</u>	<u>Prog RW</u>	<u>PE</u>
1	Active	07/27/2022	MKULKARN	Adoption - Carry Over	0	577		

* FTA Funds -		<u>PRIOR</u>	<u>22-23</u>	<u>23-24</u>	<u>24-25</u>	<u>25-26</u>	<u>26-27</u>	<u>27-28</u>	<u>BEYOND</u>	<u>TOTAL</u>
* Fund Source 1 of 1	PE									
* Fund Type: Economic Stimulus 2 - FTA 5311	RW									
* Funding Agency: Santa Barbara County Association of Governments	CON	577								577
	Total:	577								577

Comments:  
\*\*\*\*\* Version 1 - 07/12/22 \*\*\*\*\*  
Project data transferred from 2020 FTIP.  
\*\*\*\*\* Version 1 - 04/20/2021 \*\*\*\*\*

**Santa Barbara County Association of Governments - Federal Transportation Improvement Program  
(Dollars in Thousands)  
Local Highway System**

DIST: 05	PPNO:	EA:	CTIPS ID: 208-0000-0400	TITLE (DESCRIPTION): Westside Bike Boulevard Gap Closure (Design and construct a 3.8 mile bike boulevard through Santa Barbaras westside neighborhood to downtown and the east side. Located along Gillespie, San Pascual, Micheltorena, Castillo, Sola, Panchita Place, Victoria, Alta Vista, Anapamu and Nopal Streets. The project does not have any funding in the 2023 FTIP period and will be carried over for information purposes only. RTP ID: SB-PL-303. Estimated Total Project Cost = \$4,482,000.)	MPO Aprv: State Aprv: Federal Aprv:
CT PROJECT ID:			MPO ID.: SBCITY22		EPA TABLE II or III EXEMPT CATEGORY
COUNTY: Santa Barbara County	ROUTE:		PM: 0.000 / 0.000		

IMPLEMENTING AGENCY: Santa Barbara, City of  
PROJECT MANAGER:

PHONE:

EMAIL:

PROJECT VERSION HISTORY (Printed Version is Shaded)

Dollars in Thousands - Total For Project

Version	Status	Date	Updated By	Change Reason	Amend No.	Prog Con	Prog RW	PE
1	Active	07/27/2022	MKULKARN	Adoption - Carry Over	0	4,042	40	400

* Local Funds -		PRIOR	22-23	23-24	24-25	25-26	26-27	27-28	BEYOND	TOTAL
* Fund Source 1 of 2	PE	45								45
	RW									
* Fund Type: City Funds	CON									
* Funding Agency:	Total:	45								45

* Other Fed -		PRIOR	22-23	23-24	24-25	25-26	26-27	27-28	BEYOND	TOTAL
* Fund Source 2 of 2	PE	355								355
	RW	40								40
* Fund Type: Active Transportation Program (ATP)	CON	4,042								4,042
* Funding Agency:	Total:	4,437								4,437

Project Total:		PRIOR	22-23	23-24	24-25	25-26	26-27	27-28	BEYOND	TOTAL
	PE	400								400
	RW	40								40
	CON	4,042								4,042
	Total:	4,482								4,482

Comments:  
 \*\*\*\*\* Version 1 - 07/12/22 \*\*\*\*\*  
 Project data transferred from 2020 FTIP.  
 \*\*\*\*\* Version 1 - 09/09/20 \*\*\*\*\*  
 Project data transferred from 2018 FTIP.  
 Carry over from 16-02 \*\* 2019 FTIP adoption

**Santa Barbara County Association of Governments - Federal Transportation Improvement Program  
(Dollars in Thousands)  
Local Highway System**

DIST: 05	PPNO:	EA:	CTIPS ID: 208-0000-0401	TITLE (DESCRIPTION): Eastside Green Lanes & Bike Boulevard Gap Closure (Construct new bike lanes along Cota and Ortega Streets; install green lanes on Cota and Haley Streets; bike boulevard on Alisos Street; sidewalk infill; three enhanced school crosswalks. RTP ID: SB-PL-303. Estimated Total Project Cost =\$2,763,000. The project does not have any funding in the 2023 FTIP period and will be carried over for information purposes only.)	MPO Aprv: State Aprv: Federal Aprv:
CT PROJECT ID:			MPO ID.: SBCITY23		EPA TABLE II or III EXEMPT CATEGORY
COUNTY: Santa Barbara County	ROUTE:		PM: 0.000 / 0.000		

IMPLEMENTING AGENCY: Santa Barbara, City of  
PROJECT MANAGER:

PHONE:

EMAIL:

PROJECT VERSION HISTORY (Printed Version is Shaded)

Dollars in Thousands - Total For Project

Version	Status	Date	Updated By	Change Reason	Amend No.	Prog Con	Prog RW	PE
1	Active	07/27/2022	MKULKARN	Adoption - Carry Over	0	2,438	18	307

* Other Fed -		<u>PRIOR</u>	<u>22-23</u>	<u>23-24</u>	<u>24-25</u>	<u>25-26</u>	<u>26-27</u>	<u>27-28</u>	<u>BEYOND</u>	<u>TOTAL</u>
* Fund Source 1 of 3	PE	207								207
* Fund Type: Active Transportation Program (ATP)	RW									
* Funding Agency:	CON									
	Total:	207								207

* Local Funds -		<u>PRIOR</u>	<u>22-23</u>	<u>23-24</u>	<u>24-25</u>	<u>25-26</u>	<u>26-27</u>	<u>27-28</u>	<u>BEYOND</u>	<u>TOTAL</u>
* Fund Source 2 of 3	PE	27								27
* Fund Type: City Funds	RW									
* Funding Agency:	CON									
	Total:	27								27

* Other Fed -		<u>PRIOR</u>	<u>22-23</u>	<u>23-24</u>	<u>24-25</u>	<u>25-26</u>	<u>26-27</u>	<u>27-28</u>	<u>BEYOND</u>	<u>TOTAL</u>
* Fund Source 3 of 3	PE	73								73
* Fund Type: Active Transportation Program (ATP)	RW	18								18
* Funding Agency:	CON	2,438								2,438
	Total:	2,529								2,529

<b>Project Total:</b>		<u>PRIOR</u>	<u>22-23</u>	<u>23-24</u>	<u>24-25</u>	<u>25-26</u>	<u>26-27</u>	<u>27-28</u>	<u>BEYOND</u>	<u>TOTAL</u>
	PE	307								307
	RW	18								18
	CON	2,438								2,438
	Total:	2,763								2,763

Comments:

\*\*\*\*\* Version 1 - 07/12/22 \*\*\*\*\*  
Project data transferred from 2020 FTIP.  
\*\*\*\*\* Version 1 - 09/09/20 \*\*\*\*\*  
Project data transferred from 2018 FTIP.  
Carry over from 16-11 \*\* 2019 FTIP adoption

**Santa Barbara County Association of Governments - Federal Transportation Improvement Program  
(Dollars in Thousands)  
Local Highway System**

DIST: 05	PPNO: 2989	EA: 208-0000-0418	CTIPS ID: 208-0000-0418	TITLE (DESCRIPTION): Downtown De LaVina Street Safe Crosswalks and Buffered Bike Lanes Drive (Design and construct buffered bike lanes on De La Vina Street, separated bike lanes on Haley Street, and curb extensions at six intersections. On De La Vina Street from Carrillo Street to Haley Street, on Haley Street from De La Vina Street to Chapala Street, and the intersection of De La Vina Street with Victoria Street. RTP ID: SB-3. Estimated Total Project Cost = \$1,494,000.)	MPO Aprv: State Aprv: Federal Aprv:  EPA TABLE II or III EXEMPT CATEGORY
CT PROJECT ID:			MPO ID.: SBCITY24		
COUNTY: Santa Barbara County	ROUTE:	PM:			

IMPLEMENTING AGENCY: Santa Barbara, City of  
PROJECT MANAGER: Derrick Bailey

PHONE: (805) 564-5544

EMAIL: dbailey@santabarbaraCA.gov

*PROJECT VERSION HISTORY (Printed Version is Shaded)*

*Dollars in Thousands - Total For Project*

<u>Version</u>	<u>Status</u>	<u>Date</u>	<u>Updated By</u>	<u>Change Reason</u>	<u>Amend No.</u>	<u>Prog Con</u>	<u>Prog RW</u>	<u>PE</u>
1	Active	07/12/2022	JMATA	Adoption - Carry Over	0	1,320	1	173

		<u>PRIOR</u>	<u>22-23</u>	<u>23-24</u>	<u>24-25</u>	<u>25-26</u>	<u>26-27</u>	<u>27-28</u>	<u>BEYOND</u>	<u>TOTAL</u>
* Other State -										
* Fund Source 1 of 2	PE	113								113
	RW	1								1
* Fund Type: Active Transportation Program - SHA	CON		1,320							1,320
* Funding Agency:	Total:	114	1,320							1,434

		<u>PRIOR</u>	<u>22-23</u>	<u>23-24</u>	<u>24-25</u>	<u>25-26</u>	<u>26-27</u>	<u>27-28</u>	<u>BEYOND</u>	<u>TOTAL</u>
* State SB1 ATP -										
* Fund Source 2 of 2	PE	60								60
	RW									
* Fund Type: Active Transportation Program - SB1	CON									
* Funding Agency:	Total:	60								60

<b>Project Total:</b>		<u>PRIOR</u>	<u>22-23</u>	<u>23-24</u>	<u>24-25</u>	<u>25-26</u>	<u>26-27</u>	<u>27-28</u>	<u>BEYOND</u>	<u>TOTAL</u>
	PE	173								173
	RW	1								1
	CON		1,320							1,320
	Total:	174	1,320							1,494

Comments:  
 \*\*\*\*\* Version 1 - 07/12/22 \*\*\*\*\*  
 Project data transferred from 2020 FTIP.  
 \*\*\*\*\* Version 1 - 08/14/20 \*\*\*\*\*  
 Project data transferred from 2018 FTIP.  
 \*\*\*\*\* Version 2 - 11/25/2019 \*\*\*\*\*  
 \*\*\*\*\* Version 1 - 02/27/2019 \*\*\*\*\*

**Santa Barbara County Association of Governments - Federal Transportation Improvement Program  
(Dollars in Thousands)  
Local Highway System**

DIST: 05	PPNO: 2991	EA: 208-0000-0419	CTIPS ID: 208-0000-0419	TITLE (DESCRIPTION): U.S. 101 State Street Undercrossing Active Transportation Improvements (design and construct wider sidewalks and wider, protected bike lanes on State Street between Gutierrez Street and Yanonali Street (the U.S. 101 State Street Undercrossing). The Project is located on State Street between Gutierrez Street and Yanonali Street in the City of Santa Barbara. RTP ID: SB-3. Estimated Total Project Cost = \$5,961,000.)	MPO Aprv: State Aprv: Federal Aprv:
CT PROJECT ID:			MPO ID.: SBCITY25		EPA TABLE II or III EXEMPT CATEGORY
COUNTY: Santa Barbara County	ROUTE:	PM:			

IMPLEMENTING AGENCY: Santa Barbara, City of  
PROJECT MANAGER: Derrick Bailey

PHONE: (805) 564-5544

EMAIL: dbailey@santabarbaraCA.gov

*PROJECT VERSION HISTORY (Printed Version is Shaded)*

*Dollars in Thousands - Total For Project*

Version	Status	Date	Updated By	Change Reason	Amend No.	Prog Con	Prog RW	PE
1	Active	07/12/2022	JMATA	Adoption - Carry Over	0	4,839	50	1,072

* State SB1 ATP -		PRIOR	22-23	23-24	24-25	25-26	26-27	27-28	BEYOND	TOTAL
* Fund Source 1 of 3	PE	963								963
	RW	45								45
* Fund Type: Active Transportation Program (ATP)	CON		531							531
* Funding Agency:	Total:	1,008	531							1,539

* Local Funds -		PRIOR	22-23	23-24	24-25	25-26	26-27	27-28	BEYOND	TOTAL
* Fund Source 2 of 3	PE	109								109
	RW	5								5
* Fund Type: City Funds	CON		1,091							1,091
* Funding Agency:	Total:	114	1,091							1,205

* Other State -		PRIOR	22-23	23-24	24-25	25-26	26-27	27-28	BEYOND	TOTAL
* Fund Source 3 of 3	PE									
	RW									
* Fund Type: Active Transportation Program - SHA	CON		3,217							3,217
* Funding Agency:	Total:		3,217							3,217

<b>Project Total:</b>		PRIOR	22-23	23-24	24-25	25-26	26-27	27-28	BEYOND	TOTAL
	PE	1,072								1,072
	RW	50								50
	CON		4,839							4,839
	Total:	1,122	4,839							5,961

**Comments:**  
 \*\*\*\*\* Version 1 - 07/12/22 \*\*\*\*\*  
 Project data transferred from 2020 FTIP.  
 \*\*\*\*\* Version 1 - 08/14/20 \*\*\*\*\*  
 Project data transferred from 2018 FTIP.  
 \*\*\*\*\* Version 2 - 11/25/2019 \*\*\*\*\*  
 \*\*\*\*\* Version 1 - 02/27/2019 \*\*\*\*\*

**Santa Barbara County Association of Governments - Federal Transportation Improvement Program  
(Dollars in Thousands)  
Local Highway System**

DIST: 05	PPNO: 2994	EA: 208-0000-0421	CTIPS ID: 208-0000-0421	TITLE (DESCRIPTION): Lower Eastside Community Connectivity Active Transportation Plan (Lower Eastside Community Connectivity Active Transportation Plan. The plan area is the U.S. 101 Corridor between Milpas Street and Cabrillo Boulevard. The project does not have any funding in the 2023 FTIP period and will be carried over for information purposes only. RTP ID: SB-3. Estimated Total Project Cost = \$344,000.)	MPO Aprv: State Aprv: Federal Aprv:  EPA TABLE II or III EXEMPT CATEGORY
CT PROJECT ID:			MPO ID.: SBCITY26		
COUNTY: Santa Barbara County	ROUTE:	PM:			

IMPLEMENTING AGENCY: Santa Barbara, City of  
PROJECT MANAGER: Derrick Bailey

PHONE: (805) 564-5544

EMAIL: dbailey@santabarbaraCA.gov

*PROJECT VERSION HISTORY (Printed Version is Shaded)*

*Dollars in Thousands - Total For Project*

<u>Version</u>	<u>Status</u>	<u>Date</u>	<u>Updated By</u>	<u>Change Reason</u>	<u>Amend No.</u>	<u>Prog Con</u>	<u>Prog RW</u>	<u>PE</u>
1	Active	07/22/2022	JMATA	Adoption - Carry Over	0	344		

	<u>PRIOR</u>	<u>22-23</u>	<u>23-24</u>	<u>24-25</u>	<u>25-26</u>	<u>26-27</u>	<u>27-28</u>	<u>BEYOND</u>	<u>TOTAL</u>
* State SB1 ATP -									
* Fund Source 1 of 1									
* Fund Type: Active Transportation Program (ATP)	CON	344							344
* Funding Agency:	Total:	344							344

Comments:

\*\*\*\*\* Version 1 - 07/12/22 \*\*\*\*\*  
Project data transferred from 2020 FTIP.  
\*\*\*\*\* Version 1 - 08/14/20 \*\*\*\*\*  
Project data transferred from 2018 FTIP.  
\*\*\*\*\* Version 2 - 11/25/2019 \*\*\*\*\*  
\*\*\*\*\* Version 1 - 02/27/2019 \*\*\*\*\*

**Santa Barbara County Association of Governments - Federal Transportation Improvement Program  
(Dollars in Thousands)  
Local Highway System**

DIST: 05	PPNO:	EA:	CTIPS ID: 208-0000-0438	TITLE (DESCRIPTION): Upper De La Vina Street Gap Closure and Safe Crossings (On De La Vina Street from Alamar Avenue to Padre Street, on Padre Street from De La Vina Street to State Street, and the intersection of Alamar Avenue and Junipero Street. Design and construct buffered bike lanes on De La Vina Street, class III connections, 210-foot of sidewalk infill, and curb extensions at six intersections.)	MPO Aprv: State Aprv: Federal Aprv:
CT PROJECT ID:			MPO ID.: SBCITY27		EPA TABLE II or III EXEMPT CATEGORY
COUNTY: Santa Barbara County	ROUTE:		PM:		

IMPLEMENTING AGENCY: Santa Barbara, City of  
PROJECT MANAGER: Alexis Flores

PHONE: (805) 564-5526

EMAIL: AFlores@SantaBarbaraCA.gov

*PROJECT VERSION HISTORY (Printed Version is Shaded)*

*Dollars in Thousands - Total For Project*

<u>Version</u>	<u>Status</u>	<u>Date</u>	<u>Updated By</u>	<u>Change Reason</u>	<u>Amend No.</u>	<u>Prog Con</u>	<u>Prog RW</u>	<u>PE</u>
1	Active	07/12/2022	JMATA	Adoption - Carry Over	0	1,671	8	319

		<u>PRIOR</u>	<u>22-23</u>	<u>23-24</u>	<u>24-25</u>	<u>25-26</u>	<u>26-27</u>	<u>27-28</u>	<u>BEYOND</u>	<u>TOTAL</u>
* Other Fed -										
* Fund Source 1 of 1	PE	290		29						319
	RW			8						8
* Fund Type: Active Transportation Program (ATP)	CON				1,671					1,671
* Funding Agency:	Total:	290		37	1,671					1,998

Comments:

\*\*\*\*\* Version 1 - 07/12/22 \*\*\*\*\*  
Project data transfered from 2020 FTIP.  
\*\*\*\*\* Version 1 - 06/15/2021 \*\*\*\*\*

**Santa Barbara County Association of Governments - Federal Transportation Improvement Program  
(Dollars in Thousands)  
Local Highway System**

DIST: 05	PPNO:	EA:	CTIPS ID: 208-0000-0196	TITLE (DESCRIPTION): Reconstruct segments of Hollister Avenue (Reconstruct segments of Hollister Avenue between San Antonio Road and State Route 154 in Santa Barbara County (Phase I). With a toll credit match for PE(PS&E). RTP ID: SBC PL 1. Estimated Total Project Cost = \$6,812,000. The project does not have any funding in the 2023 FTIP period and will be carried over for information purposes only.)	MPO Aprv: State Aprv: Federal Aprv:
CT PROJECT ID:			MPO ID.: COUNTY19H		EPA TABLE II or III EXEMPT CATEGORY
COUNTY: Santa Barbara County	ROUTE:		PM: 0.000 / 0.000		

IMPLEMENTING AGENCY: Santa Barbara County  
PROJECT MANAGER: Diana Estorga

PHONE: (805) 803-8763

EMAIL: Destorg@cosbpw.net

*PROJECT VERSION HISTORY (Printed Version is Shaded)*

*Dollars in Thousands - Total For Project*

<u>Version</u>	<u>Status</u>	<u>Date</u>	<u>Updated By</u>	<u>Change Reason</u>	<u>Amend No.</u>	<u>Prog Con</u>	<u>Prog RW</u>	<u>PE</u>
1	Active	07/22/2022	JMATA	Adoption - Carry Over	0	4,500	1,200	1,112

* Demo -		<u>PRIOR</u>	<u>22-23</u>	<u>23-24</u>	<u>24-25</u>	<u>25-26</u>	<u>26-27</u>	<u>27-28</u>	<u>BEYOND</u>	<u>TOTAL</u>
* Fund Source 1 of 2	PE	940								940
	RW									
* Fund Type: High Priority Projects Program	CON									
* Funding Agency:	Total:	940								940

* Local Funds -		<u>PRIOR</u>	<u>22-23</u>	<u>23-24</u>	<u>24-25</u>	<u>25-26</u>	<u>26-27</u>	<u>27-28</u>	<u>BEYOND</u>	<u>TOTAL</u>
* Fund Source 2 of 2	PE	172								172
	RW	1,200								1,200
* Fund Type: County Funds	CON	4,500								4,500
* Funding Agency:	Total:	5,872								5,872

<b>Project Total:</b>		<u>PRIOR</u>	<u>22-23</u>	<u>23-24</u>	<u>24-25</u>	<u>25-26</u>	<u>26-27</u>	<u>27-28</u>	<u>BEYOND</u>	<u>TOTAL</u>
	PE	1,112								1,112
	RW	1,200								1,200
	CON	4,500								4,500
	Total:	6,812								6,812

Comments:  
 \*\*\*\*\* Version 1 - 07/12/22 \*\*\*\*\*  
 Project data transferred from 2020 FTIP.  
 \*\*\*\*\* Version 1 - 08/14/20 \*\*\*\*\*  
 Project data transferred from 2018 FTIP.  
 \*\*\*\*\* Version 11 - 05/21/2020 \*\*\*\*\*  
 Carry over from 16-04 \*\* 2019 FTIP adoption



**Santa Barbara County Association of Governments - Federal Transportation Improvement Program  
(Dollars in Thousands)  
Local Highway System**

DIST: 05	PPNO:	EA:	CTIPS ID: 208-0000-0411	TITLE (DESCRIPTION): Santa Claus Lane Streetscape, Coastal Access Parking (Construct Class I bikeway along Santa Claus Lane (County of Santa Barbara) from Sandpoint Drive to South Padaro Lane to close a gap in the California Coastal Trail (CCT).To construct coastal access parking and improved and safe beach access across railroad tracks of UPRR.) Estimated Total Project Cost = \$8,040,000. The project does not have any funding in the 2023 FTIP period and will be carried over for information purposes only.)	MPO Aprv: State Aprv: Federal Aprv:
CT PROJECT ID:			MPO ID.: COUNTY31		EPA TABLE II or III EXEMPT CATEGORY
COUNTY: Santa Barbara County	ROUTE:		PM: 0.000 / 0.000		

IMPLEMENTING AGENCY: Santa Barbara County  
PROJECT MANAGER:

PHONE:

EMAIL:

*PROJECT VERSION HISTORY (Printed Version is Shaded)*

*Dollars in Thousands - Total For Project*

Version	Status	Date	Updated By	Change Reason	Amend No.	Prog Con	Prog RW	PE
1	Active	07/22/2022	JMATA	Adoption - Carry Over	0	7,040	200	800

* State SB1 SCCP -		<u>PRIOR</u>	<u>22-23</u>	<u>23-24</u>	<u>24-25</u>	<u>25-26</u>	<u>26-27</u>	<u>27-28</u>	<u>BEYOND</u>	<u>TOTAL</u>
* Fund Source 1 of 3	PE									
	RW									
* Fund Type: Road Repair and Accountability Act of 2017	CON	7,040								7,040
* Funding Agency:	Total:	7,040								7,040

* Local Funds -		<u>PRIOR</u>	<u>22-23</u>	<u>23-24</u>	<u>24-25</u>	<u>25-26</u>	<u>26-27</u>	<u>27-28</u>	<u>BEYOND</u>	<u>TOTAL</u>
* Fund Source 2 of 3	PE	400								400
	RW	100								100
* Fund Type: Santa Barbara Co Sales Tax	CON									
* Funding Agency:	Total:	500								500

* State SB1 -		<u>PRIOR</u>	<u>22-23</u>	<u>23-24</u>	<u>24-25</u>	<u>25-26</u>	<u>26-27</u>	<u>27-28</u>	<u>BEYOND</u>	<u>TOTAL</u>
* Fund Source 3 of 3	PE	400								400
	RW	100								100
* Fund Type: Road Repair and Accountability Act of 2017	CON									
* Funding Agency:	Total:	500								500

<b>Project Total:</b>		<u>PRIOR</u>	<u>22-23</u>	<u>23-24</u>	<u>24-25</u>	<u>25-26</u>	<u>26-27</u>	<u>27-28</u>	<u>BEYOND</u>	<u>TOTAL</u>
	PE	800								800
	RW	200								200
	CON	7,040								7,040
	Total:	8,040								8,040

Comments:

\*\*\*\*\* Version 1 - 07/12/22 \*\*\*\*\*

Project data transferred from 2020 FTIP.

\*\*\*\*\* Version 1 - 09/09/20 \*\*\*\*\*

Project data transferred from 2018 FTIP.

Carry over from 16-15 \*\* Carrying over project into 2019 FTIP.

PSE and RW phases are funded with local Measure A and SB1 Local Partnership Program-Formula funds (1:1 match)

**Santa Barbara County Association of Governments - Federal Transportation Improvement Program  
(Dollars in Thousands)  
Local Highway System**

DIST: 05	PPNO:	EA:	CTIPS ID: 208-0000-0416	TITLE (DESCRIPTION): Pavement rehabilitation in Santa Barbara county (Rehabilitate sections of Ocean Avenue between Douglass Avenue and the West End at Surf Beach. And rehabilitate sections of Constellation Rd between Northoaks Dr & Burton Mesa Blvd near Lompoc. Estimated Total Project Cost = \$1,300,848. The project does not have any funding in the 2023 FTIP period and will be carried over for information purposes only.)	MPO Aprv: State Aprv: Federal Aprv:
CT PROJECT ID:			MPO ID.: COUNTY32		EPA TABLE II or III EXEMPT CATEGORY
COUNTY: Santa Barbara County	ROUTE:		PM: 0.000 / 0.000		

IMPLEMENTING AGENCY: Santa Barbara County  
PROJECT MANAGER: Brittany Heaton

PHONE: (805) 568-3035

EMAIL: bheaton@cosbpw.net

*PROJECT VERSION HISTORY (Printed Version is Shaded)*

*Dollars in Thousands - Total For Project*

<u>Version</u>	<u>Status</u>	<u>Date</u>	<u>Updated By</u>	<u>Change Reason</u>	<u>Amend No.</u>	<u>Prog Con</u>	<u>Prog RW</u>	<u>PE</u>
1	Active	07/22/2022	JMATA	Adoption - Carry Over	0	1,301		

* Local Funds -		<u>PRIOR</u>	<u>22-23</u>	<u>23-24</u>	<u>24-25</u>	<u>25-26</u>	<u>26-27</u>	<u>27-28</u>	<u>BEYOND</u>	<u>TOTAL</u>
* Fund Source 1 of 2	PE									
	RW									
* Fund Type: County Funds	CON	498								498
* Funding Agency:	Total:	498								498

* Federal Disc. -		<u>PRIOR</u>	<u>22-23</u>	<u>23-24</u>	<u>24-25</u>	<u>25-26</u>	<u>26-27</u>	<u>27-28</u>	<u>BEYOND</u>	<u>TOTAL</u>
* Fund Source 2 of 2	PE									
	RW									
* Fund Type: Earmark Repurposing	CON	803								803
* Funding Agency:	Total:	803								803

<b>Project Total:</b>		<u>PRIOR</u>	<u>22-23</u>	<u>23-24</u>	<u>24-25</u>	<u>25-26</u>	<u>26-27</u>	<u>27-28</u>	<u>BEYOND</u>	<u>TOTAL</u>
	PE									
	RW									
	CON	1,301								1,301
	Total:	1,301								1,301

Comments:  
 \*\*\*\*\* Version 1 - 07/12/22 \*\*\*\*\*  
 Project data transferred from 2020 FTIP.  
 \*\*\*\*\* Version 4 - 08/18/2021 \*\*\*\*\*  
 \*\*\*\*\* Version 1 - 08/14/20 \*\*\*\*\*  
 Project data transferred from 2018 FTIP.  
 \*\*\*\*\* Version 2 - 04/23/2019 \*\*\*\*\*  
 New project \*\* 2018 Federal Earmark Repurposing

**Santa Barbara County Association of Governments - Federal Transportation Improvement Program  
(Dollars in Thousands)  
Local Highway System**

DIST: 05	PPNO: 2992	EA: 208-0000-0420	CTIPS ID: 208-0000-0420	TITLE (DESCRIPTION): Modoc Road Multimodal Path Gap Closure (Construct 1.1 miles of Class I (multi-use) path along Modoc Road for bicyclists, runners and pedestrians of all ages and abilities. Modoc Road from the start of the Obern Trail at Encore Drive to the Santa Barbara County/City line. Estimated Total Project Cost = \$6,990,000.)	MPO Aprv:
CT PROJECT ID:			MPO ID: COUNTY33		State Aprv:
COUNTY: Santa Barbara County	ROUTE:	PM:			Federal Aprv:
					EPA TABLE II or III EXEMPT CATEGORY

IMPLEMENTING AGENCY: Santa Barbara County  
PROJECT MANAGER: Matt Dobberteen

PHONE: (805) 568-3576

EMAIL: Matt@cosbpw.net

*PROJECT VERSION HISTORY (Printed Version is Shaded)*

*Dollars in Thousands - Total For Project*

Version	Status	Date	Updated By	Change Reason	Amend No.	Prog Con	Prog RW	PE
1	Active	07/12/2022	JMATA	Adoption - Carry Over	0	5,690	100	1,200

		PRIOR	22-23	23-24	24-25	25-26	26-27	27-28	BEYOND	TOTAL
* State SB1 ATP -										
	PE	931								931
* Fund Source 1 of 4	RW	78								78
* Fund Type: Active Transportation Program (ATP)	CON		4,342							4,342
* Funding Agency:	Total:	1,009	4,342							5,351

		PRIOR	22-23	23-24	24-25	25-26	26-27	27-28	BEYOND	TOTAL
* Local Funds -										
	PE	100								100
* Fund Source 2 of 4	RW									
* Fund Type: TDA	CON		100							100
* Funding Agency:	Total:	100	100							200

		PRIOR	22-23	23-24	24-25	25-26	26-27	27-28	BEYOND	TOTAL
* Local Funds -										
	PE	140								140
* Fund Source 3 of 4	RW	20								20
* Fund Type: Local Measure	CON		1,110							1,110
* Funding Agency:	Total:	160	1,110							1,270

		PRIOR	22-23	23-24	24-25	25-26	26-27	27-28	BEYOND	TOTAL
* State SB1 -										
	PE	29								29
* Fund Source 4 of 4	RW	2								2
* Fund Type: Road Repair and Accountability Act of 2017	CON		138							138
* Funding Agency:	Total:	31	138							169

Project Total:		PRIOR	22-23	23-24	24-25	25-26	26-27	27-28	BEYOND	TOTAL
	PE	1,200								1,200
	RW	100								100
	CON		5,690							5,690
	Total:	1,300	5,690							6,990

Comments:  
 \*\*\*\*\* Version 1 - 07/12/22 \*\*\*\*\*  
 Project data transferred from 2020 FTIP.  
 \*\*\*\*\* Version 1 - 08/14/20 \*\*\*\*\*  
 Project data transferred from 2018 FTIP.  
 \*\*\*\*\* Version 2 - 11/25/2019 \*\*\*\*\*  
 \*\*\*\*\* Version 1 - 02/27/2019 \*\*\*\*\*

**Santa Barbara County Association of Governments - Federal Transportation Improvement Program  
(Dollars in Thousands)  
Transit System**

DIST: 05	PPNO:	EA:	CTIPS ID: 208-0000-0045	TITLE (DESCRIPTION): SBMTD Operating Assistance (Federal operating assistance for the Santa Barbara Metropolitan Transit District including Sec 5307 & TDA funds. RTP ID: MTD 5. Estimated Total Project Cost = \$420,087,652.)	MPO Aprv: State Aprv: Federal Aprv:
CT PROJECT ID:			MPO ID.: MTD1		EPA TABLE II or III EXEMPT CATEGORY
COUNTY: Santa Barbara County	ROUTE:		PM: 0.000 / 0.000		

IMPLEMENTING AGENCY: Santa Barbara Metropolitan Transit District  
PROJECT MANAGER: Steve Maas      PHONE: (805) 883-4227      EMAIL: smaas@sbmtd.gov

*PROJECT VERSION HISTORY (Printed Version is Shaded)*

*Dollars in Thousands - Total For Project*

Version	Status	Date	Updated By	Change Reason	Amend No.	Prog Con	Prog RW	PE
1	Active	07/12/2022	JMATA	Adoption - Carry Over	0	420,088		

* Local Funds -		PRIOR	22-23	23-24	24-25	25-26	26-27	27-28	BEYOND	TOTAL
* Fund Source 1 of 2	PE									
	RW									
* Fund Type: TDA	CON	276,787	24,624	24,624						326,035
* Funding Agency:	Total:	276,787	24,624	24,624						326,035

* FTA Funds -		PRIOR	22-23	23-24	24-25	25-26	26-27	27-28	BEYOND	TOTAL
* Fund Source 2 of 2	PE									
	RW									
* Fund Type: FTA5307 - Urbanized Area Formula Program	CON	85,744	4,154	4,154						94,052
* Funding Agency:	Total:	85,744	4,154	4,154						94,052

Project Total:		PRIOR	22-23	23-24	24-25	25-26	26-27	27-28	BEYOND	TOTAL
	PE									
	RW									
	CON	362,532	28,778	28,778						420,088
	Total:	362,532	28,778	28,778						420,088

Comments:  
 \*\*\*\*\* Version 1 - 07/12/22 \*\*\*\*\*  
 Project data transferred from 2020 FTIP.  
 \*\*\*\*\* Version 18 - 04/25/2022 \*\*\*\*\*  
 \*\*\*\*\* Version 17 - 06/17/2021 \*\*\*\*\*  
 \*\*\*\*\* Version 1 - 08/14/20 \*\*\*\*\*  
 Project data transferred from 2018 FTIP.  
 \*\*\*\*\* Version 15 - 06/04/2019 \*\*\*\*\*  
 Carry over from 16-14 \*\* 2019 FTIP adoption

**Santa Barbara County Association of Governments - Federal Transportation Improvement Program  
(Dollars in Thousands)  
Local Highway System**

DIST: 05	PPNO:	EA:	CTIPS ID: 208-0000-0397	TITLE (DESCRIPTION): SBMTD Transit Bus Replacement (Purchase of 19 replacement 40-ft. buses and mechanic technical training. RTP ID: MTD-PL-404. Estimated Total Project Cost = \$14,267,616. The project does not have any funding in the 2023 FTIP period and will be carried over for information purposes only.)	MPO Aprv: State Aprv: Federal Aprv:
CT PROJECT ID:			MPO ID.: MTD15		EPA TABLE II or III EXEMPT CATEGORY
COUNTY: Santa Barbara County	ROUTE:		PM: 0.000 / 0.000		

IMPLEMENTING AGENCY: Santa Barbara Metropolitan Transit District  
PROJECT MANAGER: Steve Maas

PHONE:

EMAIL: smaas@sbmtd.gov

*PROJECT VERSION HISTORY (Printed Version is Shaded)*

*Dollars in Thousands - Total For Project*

Version	Status	Date	Updated By	Change Reason	Amend No.	Prog Con	Prog RW	PE
1	Active	07/25/2022	JMATA	Adoption - Carry Over	0	14,268		

* FTA Funds -		PRIOR	22-23	23-24	24-25	25-26	26-27	27-28	BEYOND	TOTAL
* Fund Source 1 of 7	PE									
	RW									
* Fund Type: Bus and Bus Facilities Program - FTA 5339	CON	5,681								5,681
* Funding Agency:	Total:	5,681								5,681

* Other State -		PRIOR	22-23	23-24	24-25	25-26	26-27	27-28	BEYOND	TOTAL
* Fund Source 2 of 7	PE									
	RW									
* Fund Type: California Heavy Duty Voucher Incentive Project (H)	CON	624								624
* Funding Agency:	Total:	624								624

* Other State -		PRIOR	22-23	23-24	24-25	25-26	26-27	27-28	BEYOND	TOTAL
* Fund Source 3 of 7	PE									
	RW									
* Fund Type: Low Carbon Transit Operations Program (LCTOP)	CON	253								253
* Funding Agency:	Total:	253								253

* State SB1 -		PRIOR	22-23	23-24	24-25	25-26	26-27	27-28	BEYOND	TOTAL
* Fund Source 4 of 7	PE									
	RW									
* Fund Type: Road Repair and Accountability Act of 2017	CON	1,139								1,139
* Funding Agency:	Total:	1,139								1,139

* FTA Funds -		PRIOR	22-23	23-24	24-25	25-26	26-27	27-28	BEYOND	TOTAL
* Fund Source 5 of 7	PE									
	RW									
* Fund Type: Bus and Bus Facilities Program - FTA 5339	CON	4,238								4,238
* Funding Agency:	Total:	4,238								4,238

* State SB1 -		PRIOR	22-23	23-24	24-25	25-26	26-27	27-28	BEYOND	TOTAL
* Fund Source 6 of 7	PE									
	RW									
* Fund Type: Road Repair and Accountability Act of 2017	CON	15								15
* Funding Agency:	Total:	15								15

**Santa Barbara County Association of Governments - Federal Transportation Improvement Program  
(Dollars in Thousands)  
Local Highway System**

---

* Local Funds -		<u>PRIOR</u>	<u>22-23</u>	<u>23-24</u>	<u>24-25</u>	<u>25-26</u>	<u>26-27</u>	<u>27-28</u>	<u>BEYOND</u>	<u>TOTAL</u>
* Fund Source 7 of 7	PE									
	RW									
* Fund Type: TDA	CON	2,318								2,318
* Funding Agency:	Total:	2,318								2,318

---

<b>Project Total:</b>		<u>PRIOR</u>	<u>22-23</u>	<u>23-24</u>	<u>24-25</u>	<u>25-26</u>	<u>26-27</u>	<u>27-28</u>	<u>BEYOND</u>	<u>TOTAL</u>
	PE									
	RW									
	CON	14,268								14,268
	Total:	14,268								14,268

---

Comments:  
 \*\*\*\*\* Version 1 - 07/12/22 \*\*\*\*\*  
 Project data transferred from 2020 FTIP.  
 \*\*\*\*\* Version 4 - 08/23/2021 \*\*\*\*\*  
 \*\*\*\*\* Version 1 - 09/09/20 \*\*\*\*\*  
 Project data transferred from 2018 FTIP.  
 Carry over from 16-00, Revise Funding - Add New Funding Source \*\* 2019 FTIP adoption

**Santa Barbara County Association of Governments - Federal Transportation Improvement Program  
(Dollars in Thousands)  
Transit System**

DIST: 05	PPNO:	EA:	CTIPS ID: 208-0000-0428	TITLE (DESCRIPTION): SBMTD Rebuild/Overhaul Transit Buses (In Santa Barbara urbanized area. MTD will overhaul and/or rebuild up to 85 transit buses. Estimated Total Project Cost = \$6,958,520. The project does not have any funding in the 2023 FTIP period and will be carried over for information purposes only.)	MPO Aprv: State Aprv: Federal Aprv:
CT PROJECT ID:			MPO ID.: MTD17		EPA TABLE II or III EXEMPT CATEGORY
COUNTY: Santa Barbara County	ROUTE:		PM:		

IMPLEMENTING AGENCY: Santa Barbara Metropolitan Transit District  
PROJECT MANAGER: Steve Maas      PHONE: (805) 963-3364      EMAIL: smaas@sbmtd.gov

*PROJECT VERSION HISTORY (Printed Version is Shaded)*

*Dollars in Thousands - Total For Project*

Version	Status	Date	Updated By	Change Reason	Amend No.	Prog Con	Prog RW	PE
1	Active	07/25/2022	JMATA	Adoption - Carry Over	0	6,959		

* FTA Funds -		PRIOR	22-23	23-24	24-25	25-26	26-27	27-28	BEYOND	TOTAL
* Fund Source 1 of 2	PE									
	RW									
* Fund Type: Bus and Bus Facilities Program - FTA 5339	CON	2,063								2,063
* Funding Agency:	Total:	2,063								2,063

* Other State -		PRIOR	22-23	23-24	24-25	25-26	26-27	27-28	BEYOND	TOTAL
* Fund Source 2 of 2	PE									
	RW									
* Fund Type: STA Transit Assist	CON	4,896								4,896
* Funding Agency:	Total:	4,896								4,896

Project Total:		PRIOR	22-23	23-24	24-25	25-26	26-27	27-28	BEYOND	TOTAL
	PE									
	RW									
	CON	6,959								6,959
	Total:	6,959								6,959

Comments:  
 \*\*\*\*\* Version 1 - 07/12/22 \*\*\*\*\*  
 Project data transferred from 2020 FTIP.  
 \*\*\*\*\* Version 4 - 11/10/2021 \*\*\*\*\*  
 \*\*\*\*\* Version 3 - 06/17/2021 \*\*\*\*\*  
 \*\*\*\*\* Version 1 - 08/14/20 \*\*\*\*\*  
 Project data transferred from 2018 FTIP.  
 \*\*\*\*\* Version 1 - 06/04/2019 \*\*\*\*\*

**Santa Barbara County Association of Governments - Federal Transportation Improvement Program  
(Dollars in Thousands)  
Transit System**

DIST: 05	PPNO:	EA:	CTIPS ID: 208-0000-0435	TITLE (DESCRIPTION): MTD Facility Improvements (In Santa Barbara urbanized area. Improvements to and modernization of MTDs transit facilities. Installation of electrical infrastructure and improvements to other infrastructure at Terminal 1 in Santa Barbara, and complete rehabilitation of Terminal 2 in Goleta to support an electric bus fleet. RTP ID: MTD-4. Estimated Total Project Cost = \$5,856,301.)	MPO Aprv: State Aprv: Federal Aprv:  EPA TABLE II or III EXEMPT CATEGORY
CT PROJECT ID:			MPO ID.: MTD18		
COUNTY: Santa Barbara County	ROUTE:		PM:		

IMPLEMENTING AGENCY: Santa Barbara Metropolitan Transit District  
PROJECT MANAGER: Steve Maas

PHONE: (805) 883-4227

EMAIL: smaas@sbmtd.gov

*PROJECT VERSION HISTORY (Printed Version is Shaded)*

*Dollars in Thousands - Total For Project*

Version	Status	Date	Updated By	Change Reason	Amend No.	Prog Con	Prog RW	PE
1	Active	09/21/2022	JMATA	Adoption - Carry Over	0	5,856		

* Other State -		PRIOR	22-23	23-24	24-25	25-26	26-27	27-28	BEYOND	TOTAL
* Fund Source 1 of 3	PE									
	RW									
* Fund Type: STA Transit Assist	CON	525		826						1,351
* Funding Agency:	Total:	525		826						1,351

* Other State -		PRIOR	22-23	23-24	24-25	25-26	26-27	27-28	BEYOND	TOTAL
* Fund Source 2 of 3	PE									
	RW									
* Fund Type: Transit and Intercity Rail Capital Program (TIRCP)	CON	1,200								1,200
* Funding Agency:	Total:	1,200								1,200

* FTA Funds -		PRIOR	22-23	23-24	24-25	25-26	26-27	27-28	BEYOND	TOTAL
* Fund Source 3 of 3	PE									
	RW									
* Fund Type: FTA5307 - Urbanized Area Formula Program	CON			3,305						3,305
* Funding Agency:	Total:			3,305						3,305

<b>Project Total:</b>		PRIOR	22-23	23-24	24-25	25-26	26-27	27-28	BEYOND	TOTAL
	PE									
	RW									
	CON	1,725		4,131						5,856
	Total:	1,725		4,131						5,856

Comments:  
 \*\*\*\*\* Version 1 - 07/12/22 \*\*\*\*\*  
 Project data transferred from 2020 FTIP.  
 \*\*\*\*\* Version 3 - 04/25/2022 \*\*\*\*\*  
 \*\*\*\*\* Version 2 - 06/17/2021 \*\*\*\*\*  
 \*\*\*\*\* Version 1 - 12/30/2020 \*\*\*\*\*



**Santa Barbara County Association of Governments - Federal Transportation Improvement Program  
(Dollars in Thousands)  
Transit System**

DIST: 05	PPNO:	EA:	CTIPS ID: 208-0000-0440	TITLE (DESCRIPTION): MTD Contactless Fare Payment System (The project is for the fleetwide implementation of contactless, open-loop payment technology for fare payment when boarding a bus using a credit card or mobile payment device (e.g., cell phones). The technology will make fare payment and boarding easier and more convenient for passengers, and reduce cash and pass handling by both riders and MTD employees. Estimated Total Project cost = \$1,500,000. The project does not have any funding in the 2023 FTIP period and will be carried over for information purposes only.)	MPO Aprv: State Aprv: Federal Aprv:  EPA TABLE II or III EXEMPT CATEGORY
CT PROJECT ID:		MPO ID.: MTD19			
COUNTY: Santa Barbara County	ROUTE:	PM:			

IMPLEMENTING AGENCY: Santa Barbara Metropolitan Transit District  
PROJECT MANAGER: Steve Maas

PHONE: (805) 883-4227

EMAIL: smaas@sbmtd.com

*PROJECT VERSION HISTORY (Printed Version is Shaded)*

*Dollars in Thousands - Total For Project*

<u>Version</u>	<u>Status</u>	<u>Date</u>	<u>Updated By</u>	<u>Change Reason</u>	<u>Amend No.</u>	<u>Prog Con</u>	<u>Prog RW</u>	<u>PE</u>
1	Active	07/25/2022	JMATA	Adoption - Carry Over	0	1,500		

* FTA Funds -	<u>PRIOR</u>	<u>22-23</u>	<u>23-24</u>	<u>24-25</u>	<u>25-26</u>	<u>26-27</u>	<u>27-28</u>	<u>BEYOND</u>	<u>TOTAL</u>
* Fund Source 1 of 1									
* Fund Type: Economic Stimulus 2-FTA 5307 (Small urbanized)									
	PE								
	RW								
	CON	1,500							1,500
* Funding Agency:	Total:	1,500							1,500

Comments:  
\*\*\*\*\* Version 1 - 07/12/22 \*\*\*\*\*  
Project data transferred from 2020 FTIP.  
\*\*\*\*\* Version 1 - 06/17/2021 \*\*\*\*\*

**Santa Barbara County Association of Governments - Federal Transportation Improvement Program  
(Dollars in Thousands)  
Transit System**

DIST: 05	PPNO:	EA:	CTIPS ID: 208-0000-0050	TITLE (DESCRIPTION): Federal Transit Operating Assistance for SMAT (Operating Assistance for SMAT. RTP ID: SM-1. Estimated Total Project Cost =\$79,103,845.)	MPO Aprv: State Aprv: Federal Aprv:
CT PROJECT ID:			MPO ID.: SM010		EPA TABLE II or III EXEMPT CATEGORY
COUNTY: Santa Barbara County	ROUTE:		PM: 0.000 / 0.000		

IMPLEMENTING AGENCY: Santa Maria, City of  
PROJECT MANAGER: CINDY RANSDELL

PHONE:

EMAIL: CRANSDELL@CITYOFSANTAMARIA.ORG

*PROJECT VERSION HISTORY (Printed Version is Shaded)*

*Dollars in Thousands - Total For Project*

<u>Version</u>	<u>Status</u>	<u>Date</u>	<u>Updated By</u>	<u>Change Reason</u>	<u>Amend No.</u>	<u>Prog Con</u>	<u>Prog RW</u>	<u>PE</u>
1	Active	07/12/2022	JMATA	Adoption - Carry Over	0	79,104		

* Local Funds -		<u>PRIOR</u>	<u>22-23</u>	<u>23-24</u>	<u>24-25</u>	<u>25-26</u>	<u>26-27</u>	<u>27-28</u>	<u>BEYOND</u>	<u>TOTAL</u>
* Fund Source 1 of 2	PE									
	RW									
* Fund Type: TDA	CON	41,013	4,349	4,479						49,841
* Funding Agency:	Total:	41,013	4,349	4,479						49,841

* FTA Funds -		<u>PRIOR</u>	<u>22-23</u>	<u>23-24</u>	<u>24-25</u>	<u>25-26</u>	<u>26-27</u>	<u>27-28</u>	<u>BEYOND</u>	<u>TOTAL</u>
* Fund Source 2 of 2	PE									
	RW									
* Fund Type: FTA5307 - Urbanized Area Formula Program	CON	26,288	1,487	1,487						29,262
* Funding Agency:	Total:	26,288	1,487	1,487						29,262

<b>Project Total:</b>		<u>PRIOR</u>	<u>22-23</u>	<u>23-24</u>	<u>24-25</u>	<u>25-26</u>	<u>26-27</u>	<u>27-28</u>	<u>BEYOND</u>	<u>TOTAL</u>
	PE									
	RW									
	CON	67,302	5,836	5,966						79,104
	Total:	67,302	5,836	5,966						79,104

Comments:

\*\*\*\*\* Version 1 - 07/12/22 \*\*\*\*\*  
Project data transferred from 2020 FTIP.  
\*\*\*\*\* Version 23 - 06/17/2021 \*\*\*\*\*  
\*\*\*\*\* Version 1 - 09/09/20 \*\*\*\*\*  
Project data transferred from 2018 FTIP.  
Carry over from 16-14 \*\* 2019 FTIP adoption

**Santa Barbara County Association of Governments - Federal Transportation Improvement Program  
(Dollars in Thousands)  
Transit System**

DIST: 05	PPNO:	EA:	CTIPS ID: 208-0000-0261	TITLE (DESCRIPTION): Bus Replacement and Expansion - SMAT (This new activity will use FY 2016 FTA 5307 funds and will be used to purchase of TWO (2) expansion buses 35 FT to increase service frequency during peak commute times. The current headways is 30 minutes all day. The expansion bus will be assigned to routes with high ridership during peak period to decrease headways 15 minutes. The goal of this service improvement is to attract new riders at major trip originations and destinations. RTP ID: SM-2 . Estimated Total Project Cost = \$1,086,000. The project does not have any funding in the 2023 FTIP period and will be carried over for information purposes only.)	MPO Aprv: State Aprv: Federal Aprv:  EPA TABLE II or III EXEMPT CATEGORY
CT PROJECT ID:		MPO ID.: SM025			
COUNTY: Santa Barbara County	ROUTE:	PM: 0.000 / 0.000			

IMPLEMENTING AGENCY: Santa Maria, City of  
PROJECT MANAGER: Austin O'Dell

PHONE: (805) 925-0951

EMAIL: aodell@cityofsantamaria.org

*PROJECT VERSION HISTORY (Printed Version is Shaded)*

*Dollars in Thousands - Total For Project*

<u>Version</u>	<u>Status</u>	<u>Date</u>	<u>Updated By</u>	<u>Change Reason</u>	<u>Amend No.</u>	<u>Prog Con</u>	<u>Prog RW</u>	<u>PE</u>
1	Active	07/25/2022	JMATA	Adoption - Carry Over	0	1,086		

* FTA Funds -		<u>PRIOR</u>	<u>22-23</u>	<u>23-24</u>	<u>24-25</u>	<u>25-26</u>	<u>26-27</u>	<u>27-28</u>	<u>BEYOND</u>	<u>TOTAL</u>
* Fund Source 1 of 2	PE									
* Fund Type: FTA5307 - Urbanized Area Formula Program	RW									
	CON	869								869
* Funding Agency:	Total:	869								869

* Local Funds -		<u>PRIOR</u>	<u>22-23</u>	<u>23-24</u>	<u>24-25</u>	<u>25-26</u>	<u>26-27</u>	<u>27-28</u>	<u>BEYOND</u>	<u>TOTAL</u>
* Fund Source 2 of 2	PE									
* Fund Type: City Funds	RW									
	CON	217								217
* Funding Agency:	Total:	217								217

<b>Project Total:</b>		<u>PRIOR</u>	<u>22-23</u>	<u>23-24</u>	<u>24-25</u>	<u>25-26</u>	<u>26-27</u>	<u>27-28</u>	<u>BEYOND</u>	<u>TOTAL</u>
	PE									
	RW									
	CON	1,086								1,086
	Total:	1,086								1,086

Comments:  
 \*\*\*\*\* Version 1 - 07/12/22 \*\*\*\*\*  
 Project data transferred from 2020 FTIP.  
 \*\*\*\*\* Version 1 - 08/14/20 \*\*\*\*\*  
 Project data transferred from 2018 FTIP.  
 \*\*\*\*\* Version 16 - 05/21/2019 \*\*\*\*\*  
 Carry over from 16-00 \*\* Included in the 2019 FTIP for information only.

**Santa Barbara County Association of Governments - Federal Transportation Improvement Program  
(Dollars in Thousands)  
Transit System**

DIST: 05	PPNO:	EA:	CTIPS ID: 208-0000-0331	TITLE (DESCRIPTION): FTA 5311f - Intercity transit operations from Santa Maria to Santa Ynez Valley ONLY (Funding for operation of intercity transit service from Santa Maria Urbanized Area to the Santa Ynez Valley. RTP ID: SMAT-412. Estimated Total Project Cost = \$1,069,827. The project does not have any funding in the 2023 FTIP period and will be carried over for information purposes only.)	MPO Aprv: State Aprv: Federal Aprv:
CT PROJECT ID:			MPO ID.: SM41		EPA TABLE II or III EXEMPT CATEGORY
COUNTY: Santa Barbara County	ROUTE:		PM: 0.000 / 0.000		

IMPLEMENTING AGENCY: Santa Maria, City of  
PROJECT MANAGER:

PHONE:

EMAIL:

*PROJECT VERSION HISTORY (Printed Version is Shaded)*

*Dollars in Thousands - Total For Project*

Version	Status	Date	Updated By	Change Reason	Amend No.	Prog Con	Prog RW	PE
1	Active	07/27/2022	MKULKARN	Adoption - Carry Over	0	1,070		

* FTA Funds -		<u>PRIOR</u>	<u>22-23</u>	<u>23-24</u>	<u>24-25</u>	<u>25-26</u>	<u>26-27</u>	<u>27-28</u>	<u>BEYOND</u>	<u>TOTAL</u>
* Fund Source 1 of 4	PE									
	RW									
* Fund Type: Intercity Bus - 5311-F	CON	215								215
* Funding Agency:	Total:	215								215

* Local Funds -		<u>PRIOR</u>	<u>22-23</u>	<u>23-24</u>	<u>24-25</u>	<u>25-26</u>	<u>26-27</u>	<u>27-28</u>	<u>BEYOND</u>	<u>TOTAL</u>
* Fund Source 2 of 4	PE									
	RW									
* Fund Type: TDA	CON	388								388
* Funding Agency:	Total:	388								388

* FTA Funds -		<u>PRIOR</u>	<u>22-23</u>	<u>23-24</u>	<u>24-25</u>	<u>25-26</u>	<u>26-27</u>	<u>27-28</u>	<u>BEYOND</u>	<u>TOTAL</u>
* Fund Source 3 of 4	PE									
	RW									
* Fund Type: Intercity Bus - 5311-F	CON	377								377
* Funding Agency:	Total:	377								377

* Local Funds -		<u>PRIOR</u>	<u>22-23</u>	<u>23-24</u>	<u>24-25</u>	<u>25-26</u>	<u>26-27</u>	<u>27-28</u>	<u>BEYOND</u>	<u>TOTAL</u>
* Fund Source 4 of 4	PE									
	RW									
* Fund Type: TDA	CON	91								91
* Funding Agency:	Total:	91								91

<b>Project Total:</b>		<u>PRIOR</u>	<u>22-23</u>	<u>23-24</u>	<u>24-25</u>	<u>25-26</u>	<u>26-27</u>	<u>27-28</u>	<u>BEYOND</u>	<u>TOTAL</u>
	PE									
	RW									
	CON	1,070								1,070
	Total:	1,070								1,070

**Comments:**

\*\*\*\*\* Version 1 - 07/12/22 \*\*\*\*\*  
 Project data transferred from 2020 FTIP.  
 \*\*\*\*\* Version 11 - 05/10/2022 \*\*\*\*\*  
 \*\*\*\*\* Version 10 - 03/23/2022 \*\*\*\*\*  
 \*\*\*\*\* Version 1 - 08/14/20 \*\*\*\*\*  
 Project data transferred from 2018 FTIP.  
 \*\*\*\*\* Version 8 - 01/13/2020 \*\*\*\*\*  
 Carry over from 16-00 \*\* Included in the 2019 FTIP for information only.

**Santa Barbara County Association of Governments - Federal Transportation Improvement Program  
(Dollars in Thousands)  
Transit System**

DIST: 05	PPNO:	EA:	CTIPS ID: 208-0000-0427	TITLE (DESCRIPTION): Replacement buses - SMAT (This new activity will use FY 2015 and 2016 FTA 5307 funds and will be used to purchase of TWO (2) replacement buses 30 FT that are past their useful life of twelve years. This bus replacement is consistent with the City's adopted short range transit plan to maintain reliable service in Santa Maria. Replacing old buses will greatly benefit the community by providing reliable and dependable buses; in addition to, realize savings to the reduction in maintenance of the new buses. These buses will have an added benefit for being electric that will improve air quality and reduce emissions in the Santa Maria Valley. Estimated Total Project Cost = \$1,700,000. The project does not have any funding in the 2023 FTIP period and will be carried over for information purposes only.)	MPO Aprv: State Aprv: Federal Aprv:
CT PROJECT ID:			MPO ID.: SM53		EPA TABLE II or III EXEMPT CATEGORY
COUNTY: Santa Barbara County	ROUTE:		PM:		

IMPLEMENTING AGENCY: Santa Maria, City of  
PROJECT MANAGER: Austin O'Dell

PHONE: (805) 925-0951

EMAIL: aodell@cityofsantamaria.org

*PROJECT VERSION HISTORY (Printed Version is Shaded)*

*Dollars in Thousands - Total For Project*

Version	Status	Date	Updated By	Change Reason	Amend No.	Prog Con	Prog RW	PE
1	Active	07/25/2022	JMATA	Adoption - Carry Over	0	1,700		

* FTA Funds -		PRIOR	22-23	23-24	24-25	25-26	26-27	27-28	BEYOND	TOTAL
* Fund Source 1 of 2	PE									
	RW									
* Fund Type: FTA5307 - Urbanized Area Formula Program	CON	1,360								1,360
* Funding Agency:	Total:	1,360								1,360

* Local Funds -		PRIOR	22-23	23-24	24-25	25-26	26-27	27-28	BEYOND	TOTAL
* Fund Source 2 of 2	PE									
	RW									
* Fund Type: City Funds	CON	340								340
* Funding Agency:	Total:	340								340

Project Total:		PRIOR	22-23	23-24	24-25	25-26	26-27	27-28	BEYOND	TOTAL
	PE									
	RW									
	CON	1,700								1,700
	Total:	1,700								1,700

Comments:  
 \*\*\*\*\* Version 1 - 07/12/22 \*\*\*\*\*  
 Project data transferred from 2020 FTIP.  
 \*\*\*\*\* Version 1 - 08/14/20 \*\*\*\*\*  
 Project data transferred from 2018 FTIP.  
 \*\*\*\*\* Version 1 - 05/22/2019 \*\*\*\*\*

**Santa Barbara County Association of Governments - Federal Transportation Improvement Program  
(Dollars in Thousands)  
State Highway System**

DIST: 05	PPNO:	EA:	CTIPS ID: 208-0000-0442	TITLE (DESCRIPTION): Highway 101/Highway 135 Interchange (This "gateway" project proposes to reconfigure the existing interchange at Highway 101 and Highway 135 in the City of Santa Maria. Two alternatives are being considered, one is a diamond interchange the second a three-quarter diamond/partial cloverleaf interchange to replace the existing trumpet design. The improvements will provide new access to Highway 101 and will mitigate future development to the east of Highway 101 and alleviate subsequent congestion at the adjacent Highway 101/Donovan Interchange. Some right of way to the west of Highway 101 has already been acquired. The project is currently in the preliminary engineering phase. RTP ID: SM-PL-2)	MPO Aprv: State Aprv: Federal Aprv:  EPA TABLE II or III EXEMPT CATEGORY
CT PROJECT ID:		MPO ID.: SM55			
COUNTY: Santa Barbara County	ROUTE:	PM:			

IMPLEMENTING AGENCY: Santa Maria, City of  
PROJECT MANAGER: Eric Riddiough

PHONE: (805) 925-0951

EMAIL: eriddiough@cityofsantamaria.org

*PROJECT VERSION HISTORY (Printed Version is Shaded)*

*Dollars in Thousands - Total For Project*

Version	Status	Date	Updated By	Change Reason	Amend No.	Prog Con	Prog RW	PE
1	Active	09/21/2022	JMATA	Adoption - Carry Over	0	37,588	6,366	3,500

* Local Funds -		PRIOR	22-23	23-24	24-25	25-26	26-27	27-28	BEYOND	TOTAL
* Fund Source 1 of 4	PE	100								100
* Fund Type: City Funds	RW									
	CON									
* Funding Agency:	Total:	100								100

* Local Funds -		PRIOR	22-23	23-24	24-25	25-26	26-27	27-28	BEYOND	TOTAL
* Fund Source 2 of 4	PE	900	500	1,000	1,000					3,400
* Fund Type: Developer Fees	RW					6,366				6,366
	CON									
* Funding Agency:	Total:	900	500	1,000	1,000	6,366				9,766

* Local Funds -		PRIOR	22-23	23-24	24-25	25-26	26-27	27-28	BEYOND	TOTAL
* Fund Source 3 of 4	PE									
* Fund Type: Local Measure	RW									
	CON								11,920	11,920
* Funding Agency:	Total:								11,920	11,920

* Future Need -		PRIOR	22-23	23-24	24-25	25-26	26-27	27-28	BEYOND	TOTAL
* Fund Source 4 of 4	PE									
* Fund Type: Future Funds	RW									
	CON								25,668	25,668
* Funding Agency:	Total:								25,668	25,668

Project Total:		PRIOR	22-23	23-24	24-25	25-26	26-27	27-28	BEYOND	TOTAL
	PE	1,000	500	1,000	1,000					3,500
	RW					6,366				6,366
	CON								37,588	37,588
	Total:	1,000	500	1,000	1,000	6,366			37,588	47,454

Comments:  
\*\*\*\*\* Version 1 - 07/12/22 \*\*\*\*\*  
Project data transferred from 2020 FTIP.  
\*\*\*\*\* Version 1 - 06/17/2021 \*\*\*\*\*

**Santa Barbara County Association of Governments - Federal Transportation Improvement Program  
(Dollars in Thousands)  
Transit System**

DIST: 05	PPNO:	EA:	CTIPS ID: 208-0000-0444	TITLE (DESCRIPTION): Ten Electric Bus Purchase (Purchase of ten (10) 35FT expansion buses, with a useful life of 12 years/500,000 miles, to support the City compliance with State mandate for the transition to zero emission transit vehicles by 2040. RTP ID: SM-24. Estimated Total Project Cost = \$9,800,000. (FTA 5307 Fund includes apportionment years FFY2018,2019,2020,2021) (FTA5339 Fund includes apportionment years FFY2019,2020,2021))	MPO Aprv: State Aprv: Federal Aprv:
CT PROJECT ID:			MPO ID.: SM56		EPA TABLE II or III EXEMPT CATEGORY
COUNTY: Santa Barbara County	ROUTE:		PM:		

IMPLEMENTING AGENCY: Santa Maria, City of  
PROJECT MANAGER: Gamaliel Anguiano

PHONE: (805) 361-9660

EMAIL: Ganguiano@cityofsantamaria.org

*PROJECT VERSION HISTORY (Printed Version is Shaded)*

*Dollars in Thousands - Total For Project*

<u>Version</u>	<u>Status</u>	<u>Date</u>	<u>Updated By</u>	<u>Change Reason</u>	<u>Amend No.</u>	<u>Prog Con</u>	<u>Prog RW</u>	<u>PE</u>
1	Active	07/20/2022	JMATA	Adoption - Carry Over	0	9,800		

* FTA Funds -				<u>PRIOR</u>	<u>22-23</u>	<u>23-24</u>	<u>24-25</u>	<u>25-26</u>	<u>26-27</u>	<u>27-28</u>	<u>BEYOND</u>	<u>TOTAL</u>
* Fund Source 1 of 3	PE											
	RW											
* Fund Type: FTA5307 - Urbanized Area Formula Program	CON				7,056							7,056
* Funding Agency:	Total:				7,056							7,056

* FTA Funds -				<u>PRIOR</u>	<u>22-23</u>	<u>23-24</u>	<u>24-25</u>	<u>25-26</u>	<u>26-27</u>	<u>27-28</u>	<u>BEYOND</u>	<u>TOTAL</u>
* Fund Source 2 of 3	PE											
	RW											
* Fund Type: Bus and Bus Facilities Program - FTA 5339	CON				784							784
* Funding Agency:	Total:				784							784

* Local Funds -				<u>PRIOR</u>	<u>22-23</u>	<u>23-24</u>	<u>24-25</u>	<u>25-26</u>	<u>26-27</u>	<u>27-28</u>	<u>BEYOND</u>	<u>TOTAL</u>
* Fund Source 3 of 3	PE											
	RW											
* Fund Type: TDA	CON				1,960							1,960
* Funding Agency:	Total:				1,960							1,960

<b>Project Total:</b>				<u>PRIOR</u>	<u>22-23</u>	<u>23-24</u>	<u>24-25</u>	<u>25-26</u>	<u>26-27</u>	<u>27-28</u>	<u>BEYOND</u>	<u>TOTAL</u>
	PE											
	RW											
	CON				9,800							9,800
	Total:				9,800							9,800

Comments:  
 \*\*\*\*\* Version 1 - 07/12/22 \*\*\*\*\*  
 Project data transferred from 2020 FTIP.  
 \*\*\*\*\* Version 2 - 07/01/2022 \*\*\*\*\*  
 \*\*\*\*\* Version 1 - 04/27/2022 \*\*\*\*\*

**Santa Barbara County Association of Governments - Federal Transportation Improvement Program  
(Dollars in Thousands)  
Transit System**

DIST: 05	PPNO:	EA:	CTIPS ID: 208-0000-0452	TITLE (DESCRIPTION): Five Electric Bus Purchase (The purchase of Five (5) 35FT replacement buses that are electric, with a useful life of 12 years/500,000 miles, to support the City compliance with State mandate for the transition to zero emission transit vehicles by 2040. RTPID: SM-24. Estimated Total Project Cost = \$4,900,000.)	MPO Aprv: State Aprv: Federal Aprv:
CT PROJECT ID:			MPO ID.: SM57		EPA TABLE II or III EXEMPT CATEGORY
COUNTY: Santa Barbara County	ROUTE:		PM:		

IMPLEMENTING AGENCY: Santa Maria, City of  
PROJECT MANAGER: Gamaliel Anguiano

PHONE: (805) 361-9660

EMAIL: Ganguiano@cityofsantamaria.org

*PROJECT VERSION HISTORY (Printed Version is Shaded)*

*Dollars in Thousands - Total For Project*

<u>Version</u>	<u>Status</u>	<u>Date</u>	<u>Updated By</u>	<u>Change Reason</u>	<u>Amend No.</u>	<u>Prog Con</u>	<u>Prog RW</u>	<u>PE</u>
1	Active	07/25/2022	JMATA	Adoption -	0	4,900		

* FTA Funds -		<u>PRIOR</u>	<u>22-23</u>	<u>23-24</u>	<u>24-25</u>	<u>25-26</u>	<u>26-27</u>	<u>27-28</u>	<u>BEYOND</u>	<u>TOTAL</u>
* Fund Source 1 of 2	PE									
	RW									
* Fund Type: FTA5307 - Urbanized Area Formula Program	CON		3,920							3,920
* Funding Agency:	Total:		3,920							3,920

* Local Funds -		<u>PRIOR</u>	<u>22-23</u>	<u>23-24</u>	<u>24-25</u>	<u>25-26</u>	<u>26-27</u>	<u>27-28</u>	<u>BEYOND</u>	<u>TOTAL</u>
* Fund Source 2 of 2	PE									
	RW									
* Fund Type: TDA	CON		980							980
* Funding Agency:	Total:		980							980

<b>Project Total:</b>		<u>PRIOR</u>	<u>22-23</u>	<u>23-24</u>	<u>24-25</u>	<u>25-26</u>	<u>26-27</u>	<u>27-28</u>	<u>BEYOND</u>	<u>TOTAL</u>
	PE									
	RW									
	CON		4,900							4,900
	Total:		4,900							4,900

Comments:  
\*\*\*\*\* Version 1 - 07/22/2022 \*\*\*\*\*



**Santa Barbara County Association of Governments - Federal Transportation Improvement Program  
(Dollars in Thousands)  
Transit System**

DIST: 05	PPNO:	EA:	CTIPS ID: 208-0000-0448	TITLE (DESCRIPTION): SMRT Annual Operating Expenses for All Services (SMRT Annual Operating Expenses for all services. RTP ID: Total project cost = \$28,000,000.)	MPO Aprv: State Aprv: Federal Aprv:
CT PROJECT ID:			MPO ID.: SM58		EPA TABLE II or III EXEMPT CATEGORY
COUNTY: Santa Barbara County	ROUTE:		PM:		

IMPLEMENTING AGENCY: Santa Maria Area Transit  
PROJECT MANAGER: Cindy Morrison

PHONE: (805) 925-0951

EMAIL: cransdell@cityofsantamaria.org

*PROJECT VERSION HISTORY (Printed Version is Shaded)*

*Dollars in Thousands - Total For Project*

<u>Version</u>	<u>Status</u>	<u>Date</u>	<u>Updated By</u>	<u>Change Reason</u>	<u>Amend No.</u>	<u>Prog Con</u>	<u>Prog RW</u>	<u>PE</u>
1	Active	07/20/2022	JMATA	Adoption -	0	28,000		

* FTA Funds -		<u>PRIOR</u>	<u>22-23</u>	<u>23-24</u>	<u>24-25</u>	<u>25-26</u>	<u>26-27</u>	<u>27-28</u>	<u>BEYOND</u>	<u>TOTAL</u>
* Fund Source 1 of 2	PE									
* Fund Type: FTA5307 - Urbanized Area Formula Program	RW									
	CON		3,500	3,500	3,500	3,500				14,000
* Funding Agency:	Total:		3,500	3,500	3,500	3,500				14,000

* Local Funds -		<u>PRIOR</u>	<u>22-23</u>	<u>23-24</u>	<u>24-25</u>	<u>25-26</u>	<u>26-27</u>	<u>27-28</u>	<u>BEYOND</u>	<u>TOTAL</u>
* Fund Source 2 of 2	PE									
* Fund Type: TDA	RW									
	CON		3,500	3,500	3,500	3,500				14,000
* Funding Agency:	Total:		3,500	3,500	3,500	3,500				14,000

<b>Project Total:</b>		<u>PRIOR</u>	<u>22-23</u>	<u>23-24</u>	<u>24-25</u>	<u>25-26</u>	<u>26-27</u>	<u>27-28</u>	<u>BEYOND</u>	<u>TOTAL</u>
	PE									
	RW									
	CON		7,000	7,000	7,000	7,000				28,000
	Total:		7,000	7,000	7,000	7,000				28,000

Comments:  
\*\*\*\*\* Version 1 - 07/20/2022 \*\*\*\*\*

**Santa Barbara County Association of Governments - Federal Transportation Improvement Program  
(Dollars in Thousands)  
Transit System**

DIST: 05	PPNO:	EA:	CTIPS ID: 208-0000-0447	TITLE (DESCRIPTION): SMRT Annual Preventative Maintenance (SMRT Annual Preventative Maintenance. 80/20 split using federal and local funding. RTP ID: SM-5 Total project cost = \$720,000)	MPO Aprv: State Aprv: Federal Aprv:
CT PROJECT ID:			MPO ID.: SM59		EPA TABLE II or III EXEMPT CATEGORY
COUNTY: Santa Barbara County	ROUTE:		PM:		

IMPLEMENTING AGENCY: Santa Maria Area Transit  
PROJECT MANAGER: Cindy Morrison

PHONE: (805) 925-0951

EMAIL: cransdell@cityofsantamaria.org

*PROJECT VERSION HISTORY (Printed Version is Shaded)*

*Dollars in Thousands - Total For Project*

<u>Version</u>	<u>Status</u>	<u>Date</u>	<u>Updated By</u>	<u>Change Reason</u>	<u>Amend No.</u>	<u>Prog Con</u>	<u>Prog RW</u>	<u>PE</u>
1	Active	07/20/2022	JMATA	Adoption -	0	720		

* FTA Funds -		<u>PRIOR</u>	<u>22-23</u>	<u>23-24</u>	<u>24-25</u>	<u>25-26</u>	<u>26-27</u>	<u>27-28</u>	<u>BEYOND</u>	<u>TOTAL</u>
* Fund Source 1 of 2	PE									
	RW									
* Fund Type: FTA5307 - Urbanized Area Formula Program	CON		144	144	144	144				576
* Funding Agency:	Total:		144	144	144	144				576

* Local Funds -		<u>PRIOR</u>	<u>22-23</u>	<u>23-24</u>	<u>24-25</u>	<u>25-26</u>	<u>26-27</u>	<u>27-28</u>	<u>BEYOND</u>	<u>TOTAL</u>
* Fund Source 2 of 2	PE									
	RW									
* Fund Type: TDA	CON		36	36	36	36				144
* Funding Agency:	Total:		36	36	36	36				144

<b>Project Total:</b>		<u>PRIOR</u>	<u>22-23</u>	<u>23-24</u>	<u>24-25</u>	<u>25-26</u>	<u>26-27</u>	<u>27-28</u>	<u>BEYOND</u>	<u>TOTAL</u>
	PE									
	RW									
	CON		180	180	180	180				720
	Total:		180	180	180	180				720

Comments:  
\*\*\*\*\* Version 1 - 07/20/2022 \*\*\*\*\*

**Santa Barbara County Association of Governments - Federal Transportation Improvement Program  
(Dollars in Thousands)  
Transit System**

DIST: 05	PPNO:	EA:	CTIPS ID: 208-0000-0449	TITLE (DESCRIPTION): Capital Purchase Seven Low Floor BEB Replacement Buses (SMRT to purchase seven (7) 35 feet low floor BEB replacement buses. The buses will seat 27 (or 21 with two wheelchairs) and have capacity for another 20 standing. RTP ID: SM-6 Total Project cost = \$6,860,000.)	MPO Aprv: State Aprv: Federal Aprv:
CT PROJECT ID:			MPO ID.: SM60		EPA TABLE II or III EXEMPT CATEGORY
COUNTY: Santa Barbara County	ROUTE:		PM:		

IMPLEMENTING AGENCY: Santa Maria Area Transit  
PROJECT MANAGER: Cindy Morrison

PHONE: (805) 925-0951

EMAIL: cransdell@cityofsantamaria.org

*PROJECT VERSION HISTORY (Printed Version is Shaded)*

*Dollars in Thousands - Total For Project*

<u>Version</u>	<u>Status</u>	<u>Date</u>	<u>Updated By</u>	<u>Change Reason</u>	<u>Amend No.</u>	<u>Prog Con</u>	<u>Prog RW</u>	<u>PE</u>
1	Active	09/22/2022	JMATA	Adoption -	0	6,860		

* FTA Funds -		<u>PRIOR</u>	<u>22-23</u>	<u>23-24</u>	<u>24-25</u>	<u>25-26</u>	<u>26-27</u>	<u>27-28</u>	<u>BEYOND</u>	<u>TOTAL</u>
* Fund Source 1 of 2	PE									
* Fund Type: FTA5307 - Urbanized Area Formula Program	RW									
	CON					5,488				5,488
* Funding Agency:	Total:					5,488				5,488

* Local Funds -		<u>PRIOR</u>	<u>22-23</u>	<u>23-24</u>	<u>24-25</u>	<u>25-26</u>	<u>26-27</u>	<u>27-28</u>	<u>BEYOND</u>	<u>TOTAL</u>
* Fund Source 2 of 2	PE									
* Fund Type: TDA	RW									
	CON					1,372				1,372
* Funding Agency:	Total:					1,372				1,372

<b>Project Total:</b>		<u>PRIOR</u>	<u>22-23</u>	<u>23-24</u>	<u>24-25</u>	<u>25-26</u>	<u>26-27</u>	<u>27-28</u>	<u>BEYOND</u>	<u>TOTAL</u>
	PE									
	RW									
	CON					6,860				6,860
	Total:					6,860				6,860

Comments:  
\*\*\*\*\* Version 1 - 07/20/2022 \*\*\*\*\*

**Santa Barbara County Association of Governments - Federal Transportation Improvement Program  
(Dollars in Thousands)  
Transit System**

DIST: 05	PPNO:	EA:	CTIPS ID: 208-0000-0450	TITLE (DESCRIPTION): SMRT Real Estate Acquisition for Remote Bus Yard (SMRT real estate acquisition for remote bus yard in City of Santa Maria. RTP ID: Total project cost = \$19,375,000)	MPO Aprv: State Aprv: Federal Aprv:
CT PROJECT ID:			MPO ID.: SM61		EPA TABLE II or III EXEMPT CATEGORY
COUNTY: Santa Barbara County	ROUTE:		PM:		

IMPLEMENTING AGENCY: Santa Maria Area Transit  
PROJECT MANAGER: Cindy Morrison

PHONE: (805) 925-0951

EMAIL: cransdell@cityofsantamaria.org

*PROJECT VERSION HISTORY (Printed Version is Shaded)*

*Dollars in Thousands - Total For Project*

<u>Version</u>	<u>Status</u>	<u>Date</u>	<u>Updated By</u>	<u>Change Reason</u>	<u>Amend No.</u>	<u>Prog Con</u>	<u>Prog RW</u>	<u>PE</u>
1	Active	07/20/2022	JMATA	Adoption -	0	19,375		

* FTA Funds -		<u>PRIOR</u>	<u>22-23</u>	<u>23-24</u>	<u>24-25</u>	<u>25-26</u>	<u>26-27</u>	<u>27-28</u>	<u>BEYOND</u>	<u>TOTAL</u>
* Fund Source 1 of 2	PE									
	RW									
* Fund Type: FTA5307 - Urbanized Area Formula Program	CON			15,500						15,500
* Funding Agency:	Total:			15,500						15,500

* Local Funds -		<u>PRIOR</u>	<u>22-23</u>	<u>23-24</u>	<u>24-25</u>	<u>25-26</u>	<u>26-27</u>	<u>27-28</u>	<u>BEYOND</u>	<u>TOTAL</u>
* Fund Source 2 of 2	PE									
	RW									
* Fund Type: TDA	CON			3,875						3,875
* Funding Agency:	Total:			3,875						3,875

<b>Project Total:</b>		<u>PRIOR</u>	<u>22-23</u>	<u>23-24</u>	<u>24-25</u>	<u>25-26</u>	<u>26-27</u>	<u>27-28</u>	<u>BEYOND</u>	<u>TOTAL</u>
	PE									
	RW									
	CON			19,375						19,375
	Total:			19,375						19,375

Comments:  
\*\*\*\*\* Version 1 - 07/20/2022 \*\*\*\*\*

**Santa Barbara County Association of Governments - Federal Transportation Improvement Program  
(Dollars in Thousands)  
Local Highway System**

DIST: 05	PPNO:	EA:	CTIPS ID: 208-0000-0405	TITLE (DESCRIPTION): SMOOTH Rolling Stock (Purchase of two replacement buses for SMOOTH. Estimated Total Project Cost =\$146,000. The project does not have any funding in the 2023 FTIP period and will be carried over for information purposes only.)	MPO Aprv: State Aprv: Federal Aprv:
CT PROJECT ID:			MPO ID.: SMOOTH09		EPA TABLE II or III EXEMPT CATEGORY
COUNTY: Santa Barbara County	ROUTE:		PM: 0.000 / 0.000		

IMPLEMENTING AGENCY: Santa Maria Area Transit  
PROJECT MANAGER:

PHONE:

EMAIL:

*PROJECT VERSION HISTORY (Printed Version is Shaded)*

*Dollars in Thousands - Total For Project*

<u>Version</u>	<u>Status</u>	<u>Date</u>	<u>Updated By</u>	<u>Change Reason</u>	<u>Amend No.</u>	<u>Prog Con</u>	<u>Prog RW</u>	<u>PE</u>
1	Active	07/25/2022	JMATA	Adoption - Carry Over	0	146		

* FTA Funds -	<u>PRIOR</u>	<u>22-23</u>	<u>23-24</u>	<u>24-25</u>	<u>25-26</u>	<u>26-27</u>	<u>27-28</u>	<u>BEYOND</u>	<u>TOTAL</u>
* Fund Source 1 of 1									
* Fund Type: FTA 5310 Elderly & Disabilities									
* Funding Agency:									
	PE								
	RW								
	CON	146							146
	Total:	146							146

Comments:

\*\*\*\*\* Version 1 - 07/12/22 \*\*\*\*\*

Project data transferred from 2020 FTIP.

\*\*\*\*\* Version 1 - 09/09/20 \*\*\*\*\*

Project data transferred from 2018 FTIP.

Carry over from 16-06 \*\* Included in the 2019 FTP for information only.

**Santa Barbara County Association of Governments - Federal Transportation Improvement Program  
(Dollars in Thousands)  
Transit System**

DIST: 05	PPNO:	EA:	CTIPS ID: 208-0000-0430	TITLE (DESCRIPTION): SMOOTH Bus Replacement (Purchase of 3 large bus replacements and 1 medium bus replacement with a toll credit match. RTP ID: SMOOTH-PL-1. Estimated Total Project Cost = \$320,000. The project does not have any funding in the 2023 FTIP period and will be carried over for information purposes only.)	MPO Aprv: State Aprv: Federal Aprv:
CT PROJECT ID:			MPO ID.: SMOOTH10		EPA TABLE II or III EXEMPT CATEGORY
COUNTY: Santa Barbara County	ROUTE:		PM:		

IMPLEMENTING AGENCY: Santa Maria Area Transit  
PROJECT MANAGER: Jim Talbott

PHONE: (805) 614-7251

EMAIL: jimt\_smooth@hotmail.com

*PROJECT VERSION HISTORY (Printed Version is Shaded)*

*Dollars in Thousands - Total For Project*

<u>Version</u>	<u>Status</u>	<u>Date</u>	<u>Updated By</u>	<u>Change Reason</u>	<u>Amend No.</u>	<u>Prog Con</u>	<u>Prog RW</u>	<u>PE</u>
1	Active	07/25/2022	JMATA	Adoption - Carry Over	0	320		

* FTA Funds -		<u>PRIOR</u>	<u>22-23</u>	<u>23-24</u>	<u>24-25</u>	<u>25-26</u>	<u>26-27</u>	<u>27-28</u>	<u>BEYOND</u>	<u>TOTAL</u>
* Fund Source 1 of 1	PE									
	RW									
* Fund Type: FTA 5310 Elderly & Disabilities	CON	320								320
* Funding Agency:	Total:	320								320

Comments:

\*\*\*\*\* Version 1 - 07/12/22 \*\*\*\*\*  
Project data transferred from 2020 FTIP.  
\*\*\*\*\* Version 1 - 08/14/20 \*\*\*\*\*  
Project data transferred from 2018 FTIP.  
\*\*\*\*\* Version 1 - 04/20/2020 \*\*\*\*\*

**Santa Barbara County Association of Governments - Federal Transportation Improvement Program  
(Dollars in Thousands)  
Transit System**

DIST: 05	PPNO:	EA:	CTIPS ID: 208-0000-0068	TITLE (DESCRIPTION): Transit Operating Assistance (City of Solvang - Transit Operating Assistance for Non-Urbanized Areas. This is an ongoing transit project. RTP ID: Sol-2. Estimated Total Project Cost = \$8,409,200.)	MPO Aprv: State Aprv: Federal Aprv:
CT PROJECT ID:			MPO ID.: SOLVANG02		EPA TABLE II or III EXEMPT CATEGORY
COUNTY: Santa Barbara County	ROUTE:		PM: 0.000 / 0.000		

IMPLEMENTING AGENCY: Solvang, City of  
PROJECT MANAGER:

PHONE:

EMAIL:

PROJECT VERSION HISTORY (Printed Version is Shaded)

Dollars in Thousands - Total For Project

Version	Status	Date	Updated By	Change Reason	Amend No.	Prog Con	Prog RW	PE
1	Active	08/04/2022	JMATA	Adoption - Carry Over	0	8,409		

* FTA Funds -		PRIOR	22-23	23-24	24-25	25-26	26-27	27-28	BEYOND	TOTAL
* Fund Source 1 of 5	PE									
	RW									
* Fund Type: FTA 5311 - Non Urbanized	CON	2,474	285	280	280	280				3,600
* Funding Agency:	Total:	2,474	285	280	280	280				3,600

* Local Funds -		PRIOR	22-23	23-24	24-25	25-26	26-27	27-28	BEYOND	TOTAL
* Fund Source 2 of 5	PE									
	RW									
* Fund Type: TDA	CON	3,571	230							3,801
* Funding Agency:	Total:	3,571	230							3,801

* Local Funds -		PRIOR	22-23	23-24	24-25	25-26	26-27	27-28	BEYOND	TOTAL
* Fund Source 3 of 5	PE									
	RW									
* Fund Type: City Funds	CON	298								298
* Funding Agency:	Total:	298								298

* FTA Funds -		PRIOR	22-23	23-24	24-25	25-26	26-27	27-28	BEYOND	TOTAL
* Fund Source 4 of 5	PE									
	RW									
* Fund Type: FTA 5311 - Non Urbanized	CON	489								489
* Funding Agency:	Total:	489								489

* FTA Funds -		PRIOR	22-23	23-24	24-25	25-26	26-27	27-28	BEYOND	TOTAL
* Fund Source 5 of 5	PE									
	RW									
* Fund Type: Economic Stimulus 2 - FTA 5311	CON	221								221
* Funding Agency:	Total:	221								221

Project Total:		PRIOR	22-23	23-24	24-25	25-26	26-27	27-28	BEYOND	TOTAL
	PE									
	RW									
	CON	7,053	516	280	280	280				8,409
	Total:	7,053	516	280	280	280				8,409

**Santa Barbara County Association of Governments - Federal Transportation Improvement Program  
(Dollars in Thousands)  
Transit System**

Comments:

\*\*\*\*\* Version 1 - 07/12/22 \*\*\*\*\*

Project data transferred from 2020 FTIP.

\*\*\*\*\* Version 23 - 04/29/2022 \*\*\*\*\*

\*\*\*\*\* Version 22 - 04/20/2021 \*\*\*\*\*

\*\*\*\*\* Version 1 - 08/14/20 \*\*\*\*\*

Project data transferred from 2018 FTIP.

\*\*\*\*\* Version 20 - 01/15/2020 \*\*\*\*\*

Carry over from 16-15 \*\* Carrying over project into 2019 FTIP.



**Santa Barbara County Association of Governments - Federal Transportation Improvement Program  
(Dollars in Thousands)  
Transit System**

DIST: 05	PPNO:	EA:	CTIPS ID: 208-0000-0432	TITLE (DESCRIPTION): Rolling Stock (Located in the City Solvang. Purchase of one replacement bus (\$85,000). This is CARES Act Federal Transit Administration (FTA) Section 5311 non-urbanized area transit funds. Estimated Total Project Cost = \$85,000. The project does not have any funding in the 2023 FTIP period and will be carried over for information purposes only.)	MPO Aprv: State Aprv: Federal Aprv:
CT PROJECT ID:			MPO ID.: SOLVANG03		EPA TABLE II or III EXEMPT CATEGORY
COUNTY: Santa Barbara County	ROUTE: CA CA CA	PM:			

IMPLEMENTING AGENCY: Solvang, City of  
PROJECT MANAGER: Matt van der Linden

PHONE: (805) 688-5575

EMAIL: mattv@cityofsolvang.com

*PROJECT VERSION HISTORY (Printed Version is Shaded)*

*Dollars in Thousands - Total For Project*

<u>Version</u>	<u>Status</u>	<u>Date</u>	<u>Updated By</u>	<u>Change Reason</u>	<u>Amend No.</u>	<u>Prog Con</u>	<u>Prog RW</u>	<u>PE</u>
1	Active	07/25/2022	JMATA	Adoption - Carry Over	0	85		

* FTA Funds -		<u>PRIOR</u>	<u>22-23</u>	<u>23-24</u>	<u>24-25</u>	<u>25-26</u>	<u>26-27</u>	<u>27-28</u>	<u>BEYOND</u>	<u>TOTAL</u>
* Fund Source 1 of 1	PE									
* Fund Type: Economic Stimulus 2 - FTA 5311	RW									
* Funding Agency: Solvang, City of	CON	85								85
	Total:	85								85

Comments:

\*\*\*\*\* Version 1 - 07/12/22 \*\*\*\*\*  
Project data transferred from 2020 FTIP.  
\*\*\*\*\* Version 1 - 11/04/20 \*\*\*\*\*  
Project data transferred from 2018 FTIP.  
\*\*\*\*\* Version 1 - 09/14/2020 \*\*\*\*\*

**Santa Barbara County Association of Governments - Federal Transportation Improvement Program  
(Dollars in Thousands)  
Transit System**

DIST: 05	PPNO:	EA:	CTIPS ID: 208-0000-0434	TITLE (DESCRIPTION): Solvang Bus Stop Bench Replacement (Located in the City of Solvang. This new project is for 5 bus spot bench replacements. This project is using CARES Act Federal Transit Administration (FTA) Section 5311 non-urbanized area transit funds. Estimated Total Project Cost = \$5,000. The project does not have any funding in the 2023 FTIP period and will be carried over for information purposes only.)	MPO Aprv:
CT PROJECT ID:			MPO ID.: SOLVANG04		State Aprv:
COUNTY: Santa Barbara County	ROUTE:	PM:			Federal Aprv:
	CA CA CA				EPA TABLE II or III EXEMPT CATEGORY

IMPLEMENTING AGENCY: Solvang, City of  
PROJECT MANAGER: Matt van der Linden

PHONE: (805) 688-5575

EMAIL: mattv@cityofsolvang.com

*PROJECT VERSION HISTORY (Printed Version is Shaded)*

*Dollars in Thousands - Total For Project*

<u>Version</u>	<u>Status</u>	<u>Date</u>	<u>Updated By</u>	<u>Change Reason</u>	<u>Amend No.</u>	<u>Prog Con</u>	<u>Prog RW</u>	<u>PE</u>
1	Active	07/25/2022	JMATA	Adoption - Carry Over	0	5		

* FTA Funds -		<u>PRIOR</u>	<u>22-23</u>	<u>23-24</u>	<u>24-25</u>	<u>25-26</u>	<u>26-27</u>	<u>27-28</u>	<u>BEYOND</u>	<u>TOTAL</u>
* Fund Source 1 of 1	PE									
* Fund Type: Economic Stimulus 2 - FTA 5311	RW									
	CON	5								5
* Funding Agency: Solvang, City of	Total:	5								5

Comments:

\*\*\*\*\* Version 1 - 07/12/22 \*\*\*\*\*  
Project data transferred from 2020 FTIP.  
\*\*\*\*\* Version 1 - 11/04/20 \*\*\*\*\*  
Project data transferred from 2018 FTIP.  
\*\*\*\*\* Version 1 - 09/14/2020 \*\*\*\*\*

**Santa Barbara County Association of Governments - Federal Transportation Improvement Program  
(Dollars in Thousands)  
Transit System**

DIST: 05	PPNO:	EA:	CTIPS ID: 208-0000-0436	TITLE (DESCRIPTION): Vehicle Replacement (City of Solvang - Vehicle replacement for Non-Urbanized Areas. This is a new transit project under the Coronavirus Response and Relief Supplemental Appropriation Act of 2021 (CRRSAA). Estimated Total Project Cost = \$100,000 The project does not have any funding in the 2023 FTIP period and will be carried over for information purposes only.)	MPO Aprv:
CT PROJECT ID:			MPO ID.: SOLVANG05		State Aprv:
COUNTY: Santa Barbara County	ROUTE: CA		PM:		Federal Aprv:
					EPA TABLE II or III EXEMPT CATEGORY

IMPLEMENTING AGENCY: Solvang, City of  
PROJECT MANAGER: Matt van der Linden

PHONE:

EMAIL: mattv@cityofsolvang.com

*PROJECT VERSION HISTORY (Printed Version is Shaded)*

*Dollars in Thousands - Total For Project*

<u>Version</u>	<u>Status</u>	<u>Date</u>	<u>Updated By</u>	<u>Change Reason</u>	<u>Amend No.</u>	<u>Prog Con</u>	<u>Prog RW</u>	<u>PE</u>
1	Active	07/25/2022	JMATA	Adoption - Carry Over	0	100		

* FTA Funds -		<u>PRIOR</u>	<u>22-23</u>	<u>23-24</u>	<u>24-25</u>	<u>25-26</u>	<u>26-27</u>	<u>27-28</u>	<u>BEYOND</u>	<u>TOTAL</u>
* Fund Source 1 of 1	PE									
* Fund Type: Economic Stimulus 2 - FTA 5311	RW									
	CON	100								100
* Funding Agency:	Total:	100								100

Comments:

\*\*\*\*\* Version 1 - 07/12/22 \*\*\*\*\*  
Project data transferred from 2020 FTIP.  
\*\*\*\*\* Version 1 - 04/20/2021 \*\*\*\*\*

**Santa Barbara County Association of Governments - Federal Transportation Improvement Program  
(Dollars in Thousands)  
Local Highway System**

DIST: 05	PPNO:	EA:	CTIPS ID: 208-0000-0277	TITLE (DESCRIPTION): Grouped Projects for Safety Improvement - HSIP (Reduce the frequency and severity of collisions on all public roads. Projects are consistent with the applicable classifications under 23 CFR 771.117(c) and (d). RTP ID: VAR-1. Estimated Total Project Cost = \$6,329,400.)	MPO Aprv: State Aprv: Federal Aprv:
CT PROJECT ID:			MPO ID.: LOCALHSIP		EPA TABLE II or III EXEMPT CATEGORY
COUNTY: Santa Barbara County	ROUTE:	PM: 0.000 / 0.000			

IMPLEMENTING AGENCY: Various Agencies  
PROJECT MANAGER:

PHONE:

EMAIL:

*PROJECT VERSION HISTORY (Printed Version is Shaded)*

*Dollars in Thousands - Total For Project*

<u>Version</u>	<u>Status</u>	<u>Date</u>	<u>Updated By</u>	<u>Change Reason</u>	<u>Amend No.</u>	<u>Prog Con</u>	<u>Prog RW</u>	<u>PE</u>
1	Active	07/20/2022	JMATA	Adoption - Carry Over	0	6,329		

* Local Funds -		<u>PRIOR</u>	<u>22-23</u>	<u>23-24</u>	<u>24-25</u>	<u>25-26</u>	<u>26-27</u>	<u>27-28</u>	<u>BEYOND</u>	<u>TOTAL</u>
* Fund Source 1 of 2	PE									
	RW									
* Fund Type: City Funds	CON	20	109							129
* Funding Agency:	Total:	20	109							129

* Other Fed -		<u>PRIOR</u>	<u>22-23</u>	<u>23-24</u>	<u>24-25</u>	<u>25-26</u>	<u>26-27</u>	<u>27-28</u>	<u>BEYOND</u>	<u>TOTAL</u>
* Fund Source 2 of 2	PE									
	RW									
* Fund Type: Highway Safety Improvement Program	CON	2,272	2,473		1,455					6,201
* Funding Agency:	Total:	2,272	2,473		1,455					6,201

<b>Project Total:</b>		<u>PRIOR</u>	<u>22-23</u>	<u>23-24</u>	<u>24-25</u>	<u>25-26</u>	<u>26-27</u>	<u>27-28</u>	<u>BEYOND</u>	<u>TOTAL</u>
	PE									
	RW									
	CON	2,292	2,582		1,455					6,329
	Total:	2,292	2,582		1,455					6,329

Comments:  
 \*\*\*\*\* Version 1 - 07/12/22 \*\*\*\*\*  
 Project data transferred from 2020 FTIP.  
 \*\*\*\*\* Version 29 - 04/28/2022 \*\*\*\*\*  
 \*\*\*\*\* Version 1 - 08/14/20 \*\*\*\*\*  
 Project data transferred from 2018 FTIP.  
 \*\*\*\*\* Version 26 - 02/14/2019 \*\*\*\*\*  
 Carry over from 16-14 \*\* 2019 FTIP adoption

**Santa Barbara County Association of Governments - Federal Transportation Improvement Program  
(Dollars in Thousands)  
State Highway System**

DIST: 05	PPNO:	EA:	CTIPS ID: 208-0000-0008	TITLE (DESCRIPTION): Grouped Projects for Highway Bridge Program (Non-capacity increasing projects only (includes seismic retrofit). Projects are consistent with 40 CFR part 93.126, 127, 128, exempt tables 2&3. RTP ID:VAR-3. Estimated Total Project Cost = \$100,330,117.)	MPO Aprv: State Aprv: Federal Aprv:
CT PROJECT ID:			MPO ID.: CT14		EPA TABLE II or III EXEMPT CATEGORY
COUNTY: Santa Barbara County	ROUTE:		PM: 0.000 / 0.000		

IMPLEMENTING AGENCY: Various Agencies  
PROJECT MANAGER:

PHONE:

EMAIL:

PROJECT VERSION HISTORY (Printed Version is Shaded)

Dollars in Thousands - Total For Project

Version	Status	Date	Updated By	Change Reason	Amend No.	Prog Con	Prog RW	PE
1	Active	07/22/2022	JMATA	Adoption - Carry Over	0	100,330		

* Local HBRR -		PRIOR	22-23	23-24	24-25	25-26	26-27	27-28	BEYOND	TOTAL
* Fund Source 1 of 4	PE									
	RW									
* Fund Type: Highway Bridge Program	CON	38,986	17,178	8,959	27,771					92,896
* Funding Agency:	Total:	38,986	17,178	8,959	27,771					92,896

* Local Funds -		PRIOR	22-23	23-24	24-25	25-26	26-27	27-28	BEYOND	TOTAL
* Fund Source 2 of 4	PE									
	RW									
* Fund Type: Local Transportation Funds	CON	2,252	315	755	3,501					6,823
* Funding Agency:	Total:	2,252	315	755	3,501					6,823

* Local Funds -		PRIOR	22-23	23-24	24-25	25-26	26-27	27-28	BEYOND	TOTAL
* Fund Source 3 of 4	PE									
	RW									
* Fund Type: Local Transportation Funds - Advance Construction	CON	15,629	-14,744	-885						
* Funding Agency:	Total:	15,629	-14,744	-885						

* State Bond -		PRIOR	22-23	23-24	24-25	25-26	26-27	27-28	BEYOND	TOTAL
* Fund Source 4 of 4	PE									
	RW									
* Fund Type: Local Bridge Seismic Retrofit Account	CON	611								611
* Funding Agency:	Total:	611								611

Project Total:		PRIOR	22-23	23-24	24-25	25-26	26-27	27-28	BEYOND	TOTAL
	PE									
	RW									
	CON	57,479	2,750	8,829	31,272					100,330
	Total:	57,479	2,750	8,829	31,272					100,330

**Comments:**

\*\*\*\*\* Version 1 - 07/12/22 \*\*\*\*\*

Project data transferred from 2020 FTIP.

\*\*\*\*\* Version 40 - 05/09/2022 \*\*\*\*\*

\*\*\*\*\* Version 39 - 11/10/2021 \*\*\*\*\*

\*\*\*\*\* Version 38 - 04/23/2021 \*\*\*\*\*

\*\*\*\*\* Version 1 - 08/14/20 \*\*\*\*\*

Project data transferred from 2018 FTIP.

\*\*\*\*\* Version 35 - 11/26/2019 \*\*\*\*\*

\*\*\*\*\* Version 34 - 11/22/2019 \*\*\*\*\*

\*\*\*\*\* Version 33 - 04/18/2019 \*\*\*\*\*

Revise Funding - Increase Funding \*\* Caltrans? Division of Local Assistance included an update to the Highway Bridge Program (HBP). Currently there are 30 separate bridge projects with HBP funds in the October 26, 2018 bridge list update.

# APPENDIX 1

## TABLE 1: REVENUE

Santa Barbara County Association of Governments  
2023 Federal Transportation Improvement Program  
(\$'s in 1,000)

Funding Source/Program		N O T E S	4 YEAR (FTIP Period)				
			FY 2023	FY 2024	FY 2025	FY 2026	TOTAL
LOCAL	<b>Sales Tax</b>						
	City						
	County						
	<b>Gas Tax</b>						
	Gas Tax (Subventions to Cities)						
	Gas Tax (Subventions to Counties)						
	<b>Other Local Funds</b>		\$1,200		\$400		\$1,600
	County General Funds				\$400		\$400
	City General Funds		\$1,200				\$1,200
	Street Taxes and Developer Fees						
	RSTP Exchange funds	3					
<b>Transit</b>							
Transit Fares							
Other (See Appendix 1)		\$25,342	\$86,387	\$8,118	\$11,355	\$131,202	
<b>Local Total</b>		<b>\$26,542</b>	<b>\$86,387</b>	<b>\$8,518</b>	<b>\$11,355</b>	<b>\$132,802</b>	
REGIONAL	<b>Tolls</b>						
	Bridge						
	Corridor						
	Regional Sales Tax						
Other (See Appendix 2)							
<b>Regional Total</b>							
STATE	<b>State Highway Operation and Protection Program (SHOPP) <sup>1</sup></b>		\$154,958	\$86,338	\$32,728	\$80,150	\$354,174
	SHOPP		\$152,018	\$83,228	\$32,728	\$80,150	\$348,124
	SHOPP Prior						
	State Minor Program		\$2,940	\$3,110			\$6,050
	<b>State Transportation Improvement Program (STIP) <sup>1</sup></b>		\$8,849	\$240	\$237	\$236	\$9,562
	STIP		\$8,849	\$240	\$237	\$236	\$9,562
	STIP Prior						
	<b>State Bond</b>						
	Proposition 1A (High Speed Passenger Train Bond Program)						
	Proposition 1B (Highway Safety, Traffic Reduction, Air Quality, and Port Security Bond Act of 2006)						
	Active Transportation Program (ATP) <sup>1</sup>		\$9,410	\$37	\$1,671		\$11,118
	Highway Maintenance (HM) Program <sup>1</sup>						
	Highway Bridge Program (HBP) <sup>1</sup>		\$17,178	\$8,959	\$27,771		\$53,908
	Road Repair and Accountability Act of 2017 (SB1)		\$138				\$138
	Traffic Congestion Relief Program (TCRP)						
State Transit Assistance (STA)(e.g., population/revenue based, Prop 42)			\$826			\$826	
Other (See Appendix 3)		\$2,612				\$2,612	
<b>State Total</b>		<b>\$193,145</b>	<b>\$96,400</b>	<b>\$62,407</b>	<b>\$80,386</b>	<b>\$432,338</b>	
FEDERAL TRANSIT	5307 - Urbanized Area Formula Grants		\$21,606	\$29,690	\$3,644	\$9,132	\$64,072
	5309 - Fixed Guideway Capital Investment Grants						
	5309b - New and Small Starts (Capital Investment Grants)						
	5309c - Bus and Bus Related Grants						
	5310 - Enhanced Mobility of Seniors and Individuals with Disabilities		\$626				\$626
	5311 - Formula Grants for Rural Areas		\$386	\$380	\$380	\$380	\$1,526
	5311f - Intercity Bus						
	5337 - State of Good Repair Grants						
	5339 - Bus and Bus Facilities Formula Grants		\$1,825				\$1,825
	FTA Transfer from Prior FTIP						
	Other (See Appendix 4)		\$290				\$290
<b>Federal Transit Total</b>		<b>\$24,733</b>	<b>\$30,070</b>	<b>\$4,024</b>	<b>\$9,512</b>	<b>\$68,339</b>	
FEDERAL HIGHWAY	Congestion Mitigation and Air Quality (CMAQ) Improvement Program						
	Construction of Ferry Boats and Ferry Terminal Facilities (Ferry Boat Program)						
	Coordinated Border Infrastructure Program						
	Federal Lands Access Program						
	Federal Lands Transportation Program						
	GARVEE Bonds Debt Service Payments						
	Highway Infrastructure Program (HIP)	2					
	High Priority Projects (HPP) and Demo						
	Highway Safety Improvement Program (HSIP)		\$2,473		\$1,455		\$3,928
	National Highway Freight Program (NHFP)						
	Nationally Significant Freight and Highway Projects (FASTLANE/INFRA Grants)						
	Railway-Highway Crossings Program						
	Recreational Trails Program						
	SAFETEA-LU Safe Routes to School (SRTS)						
	Surface Transportation Block Grant Program (STBGP/RSTP)						
Tribal Transportation Program							
Other (see Appendix 5)							
<b>Federal Highway Total</b>		<b>\$2,473</b>		<b>\$1,455</b>		<b>\$3,928</b>	
FEDERAL RAIL	Other Federal Railroad Administration (see Appendix 6)						
	<b>Federal Railroad Administration Total</b>						
<b>Federal Total</b>		<b>\$27,206</b>	<b>\$30,070</b>	<b>\$5,479</b>	<b>\$9,512</b>	<b>\$72,267</b>	
INNOVATIVE FINANCE	TIFIA (Transportation Infrastructure Finance and Innovation Act)						
	Other (See Appendix 7)						
<b>Innovative Financing Total</b>							
<b>REVENUE TOTAL</b>		<b>\$246,893</b>	<b>\$212,857</b>	<b>\$76,404</b>	<b>\$101,253</b>	<b>\$637,407</b>	

**Financial Summary Notes:**

<sup>1</sup> State Programs that include both state and federal funds.

<sup>2</sup> SB/CAG received \$1,099,514 in HIP apportionments in FFY 2018, it received \$1,549, 279 in HIP apportionments in FFY 2019, and \$449,796 in HIP apportionments in FFY2020 for a total of \$3,098,689 in HIP funds.

<sup>3</sup> RSTP Exchange funds are not shown in the Revenue financial table because RSTP Funds are not being programmed in the FTIP at this time.

**TABLE 1: REVENUE - APPENDICES**

**Santa Barbara County Association of Governments  
2023 Federal Transportation Improvement Program  
(\$'s in 1,000)**

**Appendix 1 - Local Other**

Local Other	4 YEAR (FTIP Period)				CURRENT TOTAL
	FY 2023	FY 2024	FY 2025	FY 2026	
LTF	\$315	\$1,010	\$3,501		\$4,826
TDA	\$38,161	\$38,712	\$3,617	\$4,989	\$85,479
Private Funds					
Local Measure	\$1,110	\$46,550			\$47,660
SBCAG Measure A					
LTF - Advance construction fund	-\$14,744	-\$885			-\$15,629
Developer Fees	\$500	\$1,000	\$1,000	\$6,366	\$8,866
<b>Local Other Total</b>	<b>\$25,342</b>	<b>\$86,387</b>	<b>\$8,118</b>	<b>\$11,355</b>	<b>\$131,202</b>

**Appendix 2 - Regional Other**

Regional Other	4 YEAR (FTIP Period)				CURRENT TOTAL
	FY 2023	FY 2024	FY 2025	FY 2026	
<b>Regional Other Total</b>					

**Appendix 3 - State Other**

State Other	4 YEAR (FTIP Period)				CURRENT TOTAL
	FY 2023	FY 2024	FY 2025	FY 2026	
CA Hybrid and Zero Emission Truck and Bus Voucher Incentive Program					
Local Bridge Seismic Retrofit Account Fund (State Bond)					
COVID Relief Funds - STIP Fund	\$2,544				\$2,544
State SB1 Local Partnership Formula	\$68				\$68
<b>State Other Total</b>	<b>\$2,612</b>				<b>\$2,612</b>

**Appendix 4 - Federal Transit Other**

Federal Transit Other	4 YEAR (FTIP Period)				CURRENT TOTAL
	FY 2023	FY 2024	FY 2025	FY 2026	
Economic Stimulus 2 - FTA 5311					
Economic Stimulus 2 - FTA 5307					
Low or No Emission Vehicle Program					
Coronavirus Response and Relief Supplemental Appropriations Act (CRRSAA)	\$290				\$290
<b>Federal Transit Other Total</b>	<b>\$290</b>				<b>\$290</b>

**Appendix 5 - Federal Highway Other**

Federal Highway Other	4 YEAR (FTIP Period)				CURRENT TOTAL
	FY 2023	FY 2024	FY 2025	FY 2026	
Earmark Repurposing					
Coronavirus Response and Relief Supplemental Appropriations Act (CRRSAA)					
<b>Federal Highway Other Total</b>					

**Appendix 6 - Federal Railroad Administration Other**

Federal Railroad Administration Other	4 YEAR (FTIP Period)				CURRENT TOTAL
	FY 2023	FY 2024	FY 2025	FY 2026	
<b>Federal Railroad Administration Other Total</b>					

**Appendix 7 - Innovative Other**

Innovative Other	4 YEAR (FTIP Period)				CURRENT TOTAL
	FY 2023	FY 2024	FY 2025	FY 2026	
<b>Innovative Other Total</b>					

**TABLE 2: PROGRAMMED**

**Santa Barbara County Association of Governments**  
**2023 Federal Transportation Improvement Program**  
 (\$'s in 1,000)

Funding Source/Program		N O T E S	4 YEAR (FTIP Period)				
			FY 2023	FY 2024	FY 2025	FY 2026	TOTAL
LOCAL	Local Total		\$26,542	\$86,387	\$8,518	\$11,355	\$132,802
REGIONAL	Tolls						
	Bridge						
	Corridor						
	Regional Sales Tax Other (See Appendix A)						
	<b>Regional Total</b>						
STATE	State Highway Operation and Protection Program (SHOPP) <sup>1</sup>		\$154,958	\$86,338	\$32,728	\$80,150	\$354,174
	SHOPP		\$152,018	\$83,228	\$32,728	\$80,150	\$348,124
	SHOPP Prior						
	State Minor Program		\$2,940	\$3,110			\$6,050
	State Transportation Improvement Program (STIP) <sup>1</sup>		\$8,849	\$240	\$237	\$236	\$9,562
	STIP		\$8,849	\$240	\$237	\$236	\$9,562
	STIP Prior						
	State Bond						
	Proposition 1A (High Speed Passenger Train Bond Program)						
	Proposition 1B (Highway Safety, Traffic Reduction, Air Quality, and Port Security Bond Act of 2006)						
	Active Transportation Program (ATP) <sup>1</sup>		\$9,410	\$37	\$1,671		\$11,118
	Highway Maintenance (HM) Program <sup>1</sup>						
	Highway Bridge Program (HBP) <sup>1</sup>		\$17,178	\$8,959	\$27,771		\$53,908
	Road Repair and Accountability Act of 2017 (SB1)		\$138				\$138
Traffic Congestion Relief Program (TCRP)							
State Transit Assistance (STA)(e.g., population/revenue based, Prop 42)			\$826			\$826	
Other (See Appendix B)		\$2,612				\$2,612	
	<b>State Total</b>		<b>\$193,145</b>	<b>\$96,400</b>	<b>\$62,407</b>	<b>\$80,386</b>	<b>\$432,338</b>
FEDERAL TRANSIT	5307 - Urbanized Area Formula Grants		\$21,606	\$29,690	\$3,644	\$9,132	\$64,072
	5309 - Fixed Guideway Capital Investment Grants						
	5309b - New and Small Starts (Capital Investment Grants)						
	5309c - Bus and Bus Related Grants						
	5310 - Enhanced Mobility of Seniors and Individuals with Disabilities		\$626				\$626
	5311 - Formula Grants for Rural Areas		\$386	\$380	\$380	\$380	\$1,526
	5311f - Intercity Bus						
	5337 - State of Good Repair Grants						
	5339 - Bus and Bus Facilities Formula Grants		\$1,825				\$1,825
	FTA Transfer from Prior FTIP						
	Other (See Appendix C)		\$290				\$290
	<b>Federal Transit Total</b>		<b>\$24,733</b>	<b>\$30,070</b>	<b>\$4,024</b>	<b>\$9,512</b>	<b>\$68,339</b>
FEDERAL HIGHWAY	Congestion Mitigation and Air Quality (CMAQ) Improvement Program						
	Construction of Ferry Boats and Ferry Terminal Facilities (Ferry Boat Program)						
	Coordinated Border Infrastructure Program						
	Federal Lands Access Program						
	Federal Lands Transportation Program						
	GARVEE Bonds Debt Service Payments						
	Highway Infrastructure Program (HIP)						
	High Priority Projects (HPP) and Demo						
	Highway Safety Improvement Program (HSIP)		\$2,473		\$1,455		\$3,928
	National Highway Freight Program (NHFP)						
	Nationally Significant Freight and Highway Projects (FASTLANE/INFRA Grants)						
	Railway-Highway Crossings Program						
	Recreational Trails Program						
	SAFETEA-LU Safe Routes to School (SRTS)						
	Surface Transportation Block Grant Program (STBGP/RSTP)						
	Tribal Transportation Program						
Other (see Appendix D)							
	<b>Federal Highway Total</b>		<b>\$2,473</b>		<b>\$1,455</b>		<b>\$3,928</b>
FEDERAL RAIL	Other Federal Railroad Administration (see Appendix E)						
	<b>Federal Railroad Administration Total</b>						
	<b>Federal Total</b>		<b>\$27,206</b>	<b>\$30,070</b>	<b>\$5,479</b>	<b>\$9,512</b>	<b>\$72,267</b>
INNOVATIVE FINANCE	TIFIA (Transportation Infrastructure Finance and Innovation Act)						
	Other (See Appendix F)						
	<b>Innovative Financing Total</b>						
<b>PROGRAMMED TOTAL</b>			<b>\$246,893</b>	<b>\$212,857</b>	<b>\$76,404</b>	<b>\$101,253</b>	<b>\$637,407</b>

**Financial Summary Notes:**  
<sup>1</sup> State Programs that include both state and federal funds.





**TABLE 3: REVENUE-PROGRAMMED**

**Santa Barbara County Association of Governments**  
**2023 Federal Transportation Improvement Program**  
 (\$'s in 1,000)

Funding Source/Program		4 YEAR (FTIP Period)				
		FY 2023	FY 2024	FY 2025	FY 2026	TOTAL
LOCAL	<b>Local Total</b>					
REGIONAL	<b>Tolls</b>					
	<i>Bridge</i>					
	<i>Corridor</i>					
	Regional Sales Tax					
	Other					
	<b>Regional Total</b>					
STATE	<b>State Highway Operation and Protection Program (SHOPP)</b> <sup>1</sup>					
	<i>SHOPP</i>					
	<i>SHOPP Prior</i>					
	<i>State Minor Program</i>					
	<b>State Transportation Improvement Program (STIP)</b> <sup>1</sup>					
	<i>STIP</i>					
	<i>STIP Prior</i>					
	<b>State Bond</b>					
	<i>Proposition 1A (High Speed Passenger Train Bond Program)</i>					
	<i>Proposition 1B (Highway Safety, Traffic Reduction, Air Quality, and Port Security Bond Act of 2006)</i>					
	Active Transportation Program (ATP) <sup>1</sup>					
	Highway Maintenance (HM) Program <sup>1</sup>					
	Highway Bridge Program (HBP) <sup>1</sup>					
	Road Repair and Accountability Act of 2017 (SB1)					
	Traffic Congestion Relief Program (TCRP)					
State Transit Assistance (STA)(e.g., population/revenue based, Prop 42)						
Other						
	<b>State Total</b>					
FEDERAL TRANSIT	5307 - Urbanized Area Formula Grants					
	5309 - Fixed Guideway Capital Investment Grants					
	5309b - New and Small Starts (Capital Investment Grants)					
	5309c - Bus and Bus Related Grants					
	5310 - Enhanced Mobility of Seniors and Individuals with Disabilities					
	5311 - Formula Grants for Rural Areas					
	5311f - Intercity Bus					
	5337 - State of Good Repair Grants					
	5339 - Bus and Bus Facilities Formula Grants					
	FTA Transfer from Prior FTIP					
	Other					
	<b>Federal Transit Total</b>					
FEDERAL HIGHWAY	Congestion Mitigation and Air Quality (CMAQ) Improvement Program					
	Construction of Ferry Boats and Ferry Terminal Facilities (Ferry Boat Program)					
	Coordinated Border Infrastructure Program					
	Federal Lands Access Program					
	Federal Lands Transportation Program					
	GARVEE Bonds Debt Service Payments					
	Highway Infrastructure Program (HIP)					
	High Priority Projects (HPP) and Demo					
	Highway Safety Improvement Program (HSIP)					
	National Highway Freight Program (NHFP)					
	Nationally Significant Freight and Highway Projects (FASTLANE/INFRA Grants)					
	Railway-Highway Crossings Program					
	Recreational Trails Program					
	SAFETEA-LU Safe Routes to School (SRTS)					
	Surface Transportation Block Grant Program (STBGP/RSTP)					
Tribal Transportation Program						
Other						
	<b>Federal Highway Total</b>					
FEDERAL RAIL	Other Federal Railroad Administration					
	<b>Federal Railroad Administration Total</b>					
	<b>Federal Total</b>					
INNOVATIVE FINANCE	TIFIA (Transportation Infrastructure Finance and Innovation Act)					
	Other					
	<b>Innovative Financing Total</b>					
<b>REVENUE - PROGRAMMED TOTAL</b>						

## APPENDIX 2



Regional Transportation Plan & Sustainable  
Communities Strategy

Public Participation Plan

**September 19, 2019**

Table of Contents

- I. Introduction..... 1
- II. Phases of the Public Participation Process..... 2
- III. Process Participants ..... 9
  - a. Member Agency and Committee Involvement..... 9
  - b. Government Agency Involvement..... 9
  - c. Stakeholder Group Involvement ..... 10
  - d. General Public Involvement..... 10
- IV. Participation Tools ..... 11
  - a. Contact List..... 11
  - b. Internet ..... 11
  - c. Local and Regional Media ..... 11
- Appendix A: List of Stakeholder Groups ..... 12
- Appendix B: List of Government Agencies ..... 14
- Appendix C: Media List ..... 16

## I. Introduction

The purpose of this Regional Transportation Plan & Sustainable Communities Strategy Public Participation Plan is to provide opportunity for meaningful input and involvement in development of the region's Sustainable Communities Strategy (SCS) by the general public, stakeholders, and member agency officials and staff, as well as interested State and federal agencies, while satisfying the requirements of California Senate Bill (SB) 375. Public participation and engagement throughout the process is critical to the success of the SCS. SBCAG encourages all interested parties to be involved in shaping the future of the region.

The purpose of this Public Participation Plan is to provide opportunity for meaningful input and involvement.

SB 375 requires each metropolitan planning organization (MPO) to adopt an SCS as one of the elements in its Regional Transportation Plan (RTP). The SCS must, among other things, "set forth a forecasted development pattern for the region, which, when integrated with the transportation network, and other transportation measures and policies, will reduce the greenhouse gas emissions from automobiles and light trucks to achieve, if there is a feasible way to do so, the greenhouse gas emission reduction targets approved by the state board." If the SCS cannot achieve the greenhouse gas (GHG) emission reduction targets, the MPO must also prepare an alternative planning strategy (APS) "showing how the targets would be achieved through alternative development patterns, infrastructure, or additional transportation measures or policies."

SB 375 requires that each MPO adopt a public participation plan for the development of the SCS and, if one is developed, the APS, that includes all of the following:

- (i) Outreach efforts to encourage the active participation of a broad range of stakeholder groups in the planning process, consistent with the agency's adopted Federal Public Participation Plan, including, but not limited to, affordable housing advocates, transportation advocates, neighborhood and community groups, environmental advocates, home builder representatives, broad-based business organizations, landowners, commercial property interests, and homeowner associations.
- (ii) Consultation with congestion management agencies, transportation agencies, and transportation commissions.
- (iii) Workshops throughout the region to provide the public with the information and tools necessary to provide a clear understanding of the issues and policy choices. At least one workshop shall be held in each county in the region. For counties with a population greater than 500,000, at least three workshops shall be held. Each workshop, to the extent practicable, shall include urban simulation computer modeling to create visual representations of the sustainable communities strategy and the alternative planning strategy.

- (iv) Preparation and circulation of a draft sustainable communities strategy and an alternative planning strategy, if one is prepared, not less than 55 days before adoption of a final regional transportation plan.
- (v) At least three public hearings on the draft sustainable communities strategy in the regional transportation plan and alternative planning strategy, if one is prepared. If the metropolitan transportation organization consists of a single county, at least two public hearings shall be held. To the maximum extent feasible, the hearings shall be in different parts of the region to maximize the opportunity for participation by members of the public throughout the region.
- (vi) A process for enabling members of the public to provide a single request to receive notices, information, and updates. (California Government Code §65080(b)(2)(E))

This RTP & SCS Public Participation Plan complements SBCAG's federal Public Participation Plan 2015 which fulfills the federal requirements for public participation in the metropolitan planning process. The federal Public Participation Plan 2015 is available on the SBCAG website, [www.sbcag.org](http://www.sbcag.org), and this RTP & SCS Public Participation Plan will also be made available on the SBCAG website.

Numerous abbreviated names, acronyms or initials, are used throughout this document. The following table summarizes these abbreviated names.

<b>Abbreviated Name</b>	<b>Full Name</b>
<b>APS</b>	Alternative Planning Strategy
<b>CARB</b>	California Air Resources Board
<b>GHG</b>	Greenhouse Gas
<b>JTAC</b>	Joint Technical Advisory Committee
<b>LAFCO</b>	Local Agency Formation Commission
<b>MPO</b>	Metropolitan Planning Organization
<b>RTP</b>	Regional Transportation Plan
<b>RTPA</b>	Regional Transportation Planning Agency
<b>SBCAG</b>	Santa Barbara County Association of Governments
<b>SBCTAC</b>	Santa Barbara County Transit Advisory Committee
<b>SBMTD</b>	Santa Barbara Metropolitan Transit District
<b>SCS</b>	Sustainable Communities Strategy
<b>TPAC</b>	Technical Planning Advisory Committee
<b>TTAC</b>	Technical Transportation Advisory Committee

## II. Phases of the Public Participation Process

SBCAG sought to satisfy several objectives when developing this RTP & SCS Public Participation Plan.

- Fulfill the requirements of SB 375
- Be effective in obtaining useful input and achieving full public and decision-maker participation
- Incorporate lessons learned from the previous RTP/SCS cycle

The public outreach process includes five (5) phases:

- Phase 1 – Outreach Planning and Design
- Phase 2 – Community Foundation Building
- Phase 3 – Broad Community Engagement
- Phase 4 – Participatory Planning Phase
- Phase 5 – Public Hearing Phase

The first two phases are focused on designing specific outreach plans, developing resources, building key relationships, and building the team’s capacity for effective community engagement. The last two phases of outreach are focused on broad community engagement activities, including an awareness marketing campaign, listening sessions, workshops, and information sharing for public hearings required under Section 65080 of the Government Code. The engagement activities will allow SBCAG to collect community input that can be reviewed, analyzed, and used to shape the final SCS update.

Based on lessons learned from the previous RTP/SCS cycle, SBCAG has procured the services of the Community Environmental Council, a local non-profit organization, to assist in carrying out the public process.

### **Outreach Planning and Design Phase**

At the outset of the project, the SBCAG will use a stakeholder mapping process to identify key community-based organizations for engagement. Engagement tools and preliminary designs of community outreach materials will be created. Special attention will be given for Spanish-language outreach and engagement activities.

Stakeholder Mapping: SBCAG will conduct a stakeholder mapping process to identify community groups and key stakeholders for targeted outreach and engagement. SBCAG will place special emphasis on identifying stakeholders that can provide relational bridges to the region’s most-impacted “disadvantaged” communities, hard-to-reach groups, and marginalized residents so that they can be directly engaged. Findings from the stakeholder mapping process will inform the targeted engagement task.

Outreach Tools and Materials Design: SBCAG will refine outreach strategies and develop preliminary engagement tools and outreach materials for multilingual listening sessions, as well as draft concepts for participatory workshop activities.

“One Room, Many Voices” Workshop: A training workshop will be conducted that introduces language access and explores best practices for working with interpreters and translators to plan inclusive and effective multilingual meetings, events and spaces. SBCAG staff will

participate in the workshop along with all members of the contractor team. Just Communities will assemble a team of facilitators to deliver the program curriculum; develop curriculum necessary for the program, including handouts and worksheets; and provide a list of necessary program supplies.

Website and Notification Tool Development: SBCAG will use Mailchimp and SimpleTexting to create a notification tool that will be integrated with the project website. The notification tool will enable members of the public to provide a single request to receive notices, information, and updates about the 2021 SCS as required under SB 375. Notification options will include but not be limited to text message and emails, and individuals will have the ability to request notices in either English or Spanish. The notification tool will be launched with a dedicated project website. The notification tool for the project will be integrated with the project website and include a means of signing up for project updates and notifications. SBCAG will conduct beta-testing for the notification tool and website prior to their launch.

### **Community Foundation Building Phase**

In this phase of work, SBCAG will set the foundations for robust community outreach with a focus on building key relationships through one-on-one meeting with community-based organizations and hiring Community Ambassadors who will support direct outreach in local communities.

Engagement Network Development: SBCAG will meet one-on-one with at least six community-based organizations to strengthen relationships and create social bridges that connect SBCAG with the diverse groups that our region's community-based organizations are serving. The goal is to build alliances with community-based organizations that are community "connectors", so they can help us identify potential Community Ambassador candidates, set up listening sessions with local groups, and share information with the community about participatory workshops. Priority will be given to community-based organizations that support grassroots organizing and engagement in our most-impacted communities and that serve hard-to-reach or marginalized groups. SBCAG will conduct at least three one-on-one meetings with community groups in the North County region and at least three meetings with community organizations in the South County region.

Community Ambassador Hiring and Training: Two Community Ambassadors will be hired and will support direct outreach to their local communities for the project, with special emphasis on the region's most-impacted "disadvantaged" communities, hard-to-reach groups, and marginalized stakeholders. Notices and position descriptions for Community Ambassadors will be widely distributed and posted online. One of the Community Ambassador will be based in the North County region, and one Community Ambassador will be based in the South County region. If SBCAG is unable to hire on two Community Ambassadors for any reason, the funding for Community Ambassador hours will be reallocated to a current or new partner or partners that can directly support grassroots SCS outreach efforts.

### **Broad Community Engagement Phase**



SBCAG will lead a community-based engagement and marketing campaign to inform community members about the SCS update, share multilingual information, and promote engagement in listening sessions. SBCAG will conduct community listening sessions focused on land-use planning, transportation needs, and intersecting socioeconomic factors. Findings from the listening sessions will be reviewed and analyzed. Listening session input will be collected, analyzed, and summarized to help SBCAG refine SCS goals and objectives, as well as inform SCS scenario development. Translation and Interpretation Specialists will provide translation and interpretation services at the listening sessions and to translate Spanish-language input into English. A review and evaluation session will be conducted at the end of this phase to support project management and adapt outreach approaches to emerging needs or new insights.

Community-based Engagement and Marketing Campaign: SBCAG will lead a community-based engagement and marketing campaign to inform community members about the SCS update and highlight the project website; to encourage members of the public and key stakeholders to sign up for project notifications; and to promote listening sessions and collect input that will support updates to the SCS vision, goals, and land-use scenario development. Information and promotions will be provided through multiple channels (e.g. community flyers, radio announcements, press releases) to support broad public awareness. Notices to inform community members about listening sessions will be in both Spanish and English languages. Community Ambassadors will provide on-the-ground support to share targeted information about listening sessions with their network and help coordinate sessions with community groups. Community-based outreach tactics will include but not be limited to strategic distribution of flyers and posters, attending community group meetings to make announcements, and engaging with community-based leaders who can share information with their networks.

Community Listening Sessions: SBCAG will work with Community Ambassadors to convene and facilitate at least four community listening sessions. The listening sessions will begin with a presentation from SBCAG on key elements of the 2021 SCS update and the previous 2017 SCS update, so listening session participants have context and can provide relevant insights during the listening period. The listening period will consist of a series of questions that SBCAG asks participants to answer. The line of questions will focus on understanding how transit-oriented development, land-use planning, transportation planning, jobs access, and housing development affect our communities. Listening sessions will also explore intersectional issues related to gentrification, transportation equity, housing insecurity, and socioeconomic factors. At least two listening sessions will take place in the North County region and at least two listening sessions will take place in the South County region; additional listening sessions may be conducted if resources permit. Listening sessions will focus on meeting stakeholders where they are at and will bring outreach to existing grassroots community groups or community gatherings. A Translation and Interpretation Specialist will provide translation and facilitation services for listening sessions with Spanish-speaking groups, using best practices. Input and comments received during the sessions will be transcribed and recorded for review and analysis.

A broad array of stakeholders will be invited to participate in the Community Listening Sessions.

Listening Sessions Review and Analysis: SBCAG will review the notes, comments, and input received during listening sessions to identify key themes, issues, and ideas that will inform SCS goals, vision, and scenario development. All Spanish-language input received will be translated for SBCAG review. Key findings from listening sessions will be summarized.

Iterative Review and Evaluation Session: SBCAG will conduct a review session to identify key insights and learnings. The meeting will be used to evaluate success, identify opportunities for improvement, and update strategies so the SBCAG can adapt to emerging project needs for the next phase of work.

### **Participatory Planning Phase**

Participatory planning activities will include workshops and participatory budgeting sessions. SBCAG will lead all SCS workshops required under SB 375. SBCAG will use contractors to provide services to plan and promote these workshops; design and develop participatory activities to collect input at workshops; and support workshop facilitation.

Workshop Marketing and Awareness Campaign: The SBCAG will lead a community-based marketing and outreach campaign to promote at least two workshops. Notices to inform community members about workshops will be in both Spanish and English languages. SBCAG will use multiple channels to share information about the two workshops, including but not be limited to text message notices and emails in the recipients' preferred language. Social media will also be used to promote workshops, with posts in both Spanish and English. Community Ambassadors will provide on-the-ground support to share targeted information about workshops with their network and local groups; community-based outreach tactics will include but not be limited to strategic distribution of flyers and posters, attending community group meetings to make announcements, and engaging with community-based leaders who can share information with their networks.

Participatory Activity Design and Development: SBCAG will design and develop participatory activities for SCS workshops. Materials for the participatory activities will be designed and developed in both Spanish and English. The workshop materials will be designed to collect written and verbal comment from participants. The participatory activities will focus on identifying community priorities related to the SCS, discussing draft scenarios with participants, and helping participants understand the trade-offs and benefits of different scenarios. A workshop polling tool may be used so community members can vote on their most preferred scenario or provide input on their most preferred transportation investments. SBCAG will work to align activities with any urban simulation computer modeling or other visual representation of the SCS and alternative planning strategies.

Workshop Facilitation and Support: SBCAG staff will lead the SCS workshops required under SB 375 since their planners will have the most knowledge about technical aspects of the proposed land use and transportation updates. SBCAG will use contractors to support workshop facilitation and input collection for participatory activities, as well as workshop comments. Translation and interpretation services will be provided during the workshops, using best practices from the *Language Justice Initiative*. Community Ambassadors will provide additional

facilitation support and help collect input from participants during the workshops, with a focus on transcribing and recording verbal comments for subsequent review and analysis.

Two public workshops will be conducted, one each in Santa Maria and Santa Barbara.

Review and Summary of Key Outreach Findings: Spanish-language input received during workshops will be translated into English. SBCAG will use a contractor to review the notes, comments, and input received during listening sessions and workshops to summarize key findings from the public outreach process. The summary of findings will be developed for streamlined incorporation into the final SCS.

Website Updates and Noticing: SBCAG will circulate a draft SCS or an alternative planning strategy, if one is prepared, not less than 55 days before adoption of a final regional transportation plan. The draft 2021 SCS update will be available on the project website. SBCAG will distribute at least one notice each about the availability of draft SCS, the open comment period, and the public hearings.

### **Public Hearing Phase**

Two public hearings will be conducted in front of the SBCAG Board of Directors in the two regular meetings preceding the consideration for adoption of the 2021 RTP-SCS.

### **Schedule**

The chart on the next page provides a schedule for all public outreach phases described above.

**Public Outreach Schedule**

Public Outreach Activities																											
Task Number	Task Description	July 2019 - Dec 2019						2020												Jan 2021 - August 2021							
		July	Aug	Sept	Oct	Nov	Dec	Jan	Feb	Mar	Apr	May	June	July	Aug	Sept	Oct	Nov	Dec	Jan	Feb	Mar	Apr	May	June	July	Aug
<b>1.0</b>	<b>Outreach Planning &amp; Design Phase</b>																										
1.1	Stakeholder Mapping	█	█																								
1.2	Outreach Tools & Materials Design	█	█																								
1.3	"One Room, Many Voices" Workshop		█																								
1.4	Website & Notification Tool Development	█	█	█	█																						
<b>2.0</b>	<b>Community Foundation Building Phase</b>																										
2.1	Engagement Network Development		█	█	█																						
2.2	Community Ambassador Hiring & Training		█	█	█	█																					
<b>3.0</b>	<b>Broad Community Engagement Phase</b>																										
3.1	Community-based Engagement & Marketing Campaign							█	█	█																	
3.2	Conduct Community Listening Sessions							█	█	█																	
3.3	Listening Session Review & Analysis									█	█																
3.4	Iterative Review & Evaluation Session											█															
<b>4.0</b>	<b>Participatory Planning Phase</b>																										
4.1	Workshop Marketing & Awareness Campaign												█	█	█	█											
4.2	Participatory Activity Design & Development												█	█	█												
4.3	Workshop Facilitation & Support														█	█	█										
4.4	Review & Summary of Key Outreach Findings															█	█										
4.5	Website Updates & Noticing																					█	█	█	█	█	█

The public hearing phase will be conducted during SBCAG Board of Directors' meetings between June 2021 and August 2021.

### III. Process Participants

#### a. Member Agency and Committee Involvement

SBCAG staff will host public workshops either: 1) at city council and County Board of Supervisors meetings, or 2) as stand-alone public workshops, at the discretion of each member jurisdiction. SBCAG staff will also hold a workshop with the SBMTD Board of Directors, and will try to involve planning commissions and neighboring local agencies in the workshops. Ideally the workshops will engage local decision makers and allow SBCAG to initiate policy-level discussions early in the planning process. The advantage of engagement with local decision makers is that they will have the opportunity for direct influence in this regional planning process. Direct engagement will impart important information and has the potential to cultivate a sense of ownership.

SBCAG will also give regular updates to, and seek guidance from the project's advisory committee, JTAC, and the Santa Barbara County Transit Advisory Committee (SBCTAC). The JTAC is comprised of the membership of TTAC and TPAC. TTAC members include staff representatives from

SBCAG Advisory Committee meetings are open to the public. Meeting materials are available online at [www.sbcag.org/adcm meetings.html](http://www.sbcag.org/adcm meetings.html).

the County of Santa Barbara, each incorporated city within the county, Santa Barbara Metropolitan Transit District, Air Pollution Control District, and Caltrans; ex-officio members include the Federal Highway Administration, Federal Transit Administration, U.S. Air Force, and University of California Santa Barbara. TPAC members include staff representatives from the County of Santa Barbara, each incorporated city within the county, and the Air Pollution Control District; ex-officio members include the U.S. Air Force, University of California Santa Barbara, Santa Barbara County Local Agency Formation Commission Executive Officer, and the County's Housing Program Manager. SBCTAC members include, among others, transit agency staff, representatives of the local consolidated transportation service agencies, representatives of local social service providers for seniors, local social service providers for persons with disabilities, and a local social service provider for persons of limited means.

#### b. Government Agency Involvement

SBCAG will involve government agencies beyond SBCAG's member agencies throughout the public participation process. SBCAG will engage both the elected officials and the staff of these agencies, as appropriate. In particular, SBCAG will work with staff of the California Air Resources Board (CARB) to develop its technical methodology for estimating GHG emissions. SBCAG will also work closely with its neighboring MPOs and county transportation commissions (San Luis Obispo Council of Governments, Ventura County Transportation Commission, and Southern California Association of Governments) since levels of inter-regional commuting are high. Staff members of these agencies already communicate regularly regarding the modeling of inter-regional travel and will continue to do so throughout the RTP/SCS process.

Some of the other agencies with which SBCAG will coordinate and consult are listed in Appendix B.

### c. Stakeholder Group Involvement

SBCAG will reach out to a broad range of stakeholder groups, including, but not limited to, affordable housing advocates, transportation advocates, neighborhood and community groups, environmental advocates, home builder representatives, broad-based business organizations, landowners, commercial property interests, and homeowner associations, early in the process. Stakeholders will be invited to participate in the Community Listening Sessions. Additionally, SBCAG staff will be available to meet individually with stakeholders if the Listening Sessions do not provide a convenient opportunity for engagement.

The list of stakeholders from the previous RTP/SCS cycle will be used as a base for identifying potential stakeholders. The project advisory committee, JTAC, will be tasked with suggesting additional potential stakeholders. SBCAG will make efforts to engage potential stakeholder groups. However, a group's participation in the process will depend chiefly on its interest in being involved.

SBCAG will create a contact list of interested parties, including stakeholder groups, and provide advance notice of all RTP/SCS-related planning activities, workshops, and public hearings.

### d. General Public Involvement

As mentioned above, SBCAG staff will host public workshops to provide members of the public, as well as representatives of the County Board of Supervisors and the City Councils with the information and tools necessary for a clear understanding of the issues and policy choices. Staff will outline the basic State-mandated requirements of the RTP/SCS as well as the required performance measures that any transportation/land use scenario must include.

SBCAG staff will hold the workshops either: 1) at City Council and County Board of Supervisors meetings, or 2) as stand-alone public workshops, at the discretion of each member jurisdiction.

SBCAG will employ visualization techniques at these workshops to help the public understand the SCS and the RTP. The workshops will prepare members of the public to participate throughout the planning process. SBCAG will specifically solicit the input of populations traditionally underserved by transportation systems, including low-income and minority households.

Staff will also seek to inform residents of neighboring San Luis Obispo and Ventura Counties as well as the staff of neighboring MPOs of these meetings, as many people commute from these counties to work in Santa Barbara County. SBCAG will notify residents through major Santa Barbara County employers, inter-county transit buses, newspaper notices, and various email lists.

As mentioned above, SBCAG will also give regular updates to SBCTAC. SBCTAC members include, among others, a representative of potential transit users who is 60 years of age or older and a representative of potential transit users who has a disability.

Also as mentioned above, during the draft phase SBCAG will hold at least two public hearings on the draft SCS in the RTP and, if applicable, the APS.

## IV. Participation Tools

### a. Contact List

SBCAG will develop a contact list of all interested parties, including stakeholder groups, which it will maintain and augment throughout the RTP/SCS process. Using this contact list, SBCAG will provide advance notice of all RTP/SCS-related planning activities, workshops, and public hearings to interested parties. SBCAG promote all input opportunities as they come before the SBCAG Board, SBCAG advisory committees, local member jurisdiction governing bodies, etc.

### b. Internet

The main SBCAG website is [www.sbcaq.org](http://www.sbcaq.org). SBCAG will utilize its website to create easy access to all RTP/SCS information. Some of the items SBCAG will post on its website include the following:

- materials such as fact sheets to help educate the public about SB 375, the RTP /SCS, and how they relate to one another
- information about how to get involved in the planning process
- meeting, workshop, and public hearing schedules
- documents such as this RTP & SCS Public Participation Plan, the RTP including the SCS, and the RTP Environmental Impact Report

The intention is that internet-based tools will reach members of the public that standard public notices would not, and to provide access to various project documents. A project-specific website may be employed and if so, will be linked to the SBCAG website.

### c. Local and Regional Media

SBCAG will also utilize local media outlets, including community television, to keep interested parties informed of RTP/SCS-related activities. To promote awareness among the media and to foster accurate news coverage, SBCAG will distribute press releases to local and regional media outlets. See Appendix C for a list of media outlets.

## Appendix A: List of Stakeholder Groups

Examples of the types of stakeholders, including private sector stakeholders, with which SBCAG may consult, coordinate, and/or communicate during the development of the RTP/SCS, include the following:

- Santa Barbara Community Action Network
- Peoples Self Help Housing
- Community Environmental Council
- Santa Barbara Bicycle Coalition
- Coalition for Sustainable Transportation
- Santa Ynez Band of Chumash Indians
- League of Women Voters of Santa Barbara
- Los Olivos Business Origination
- Preservation of Los Olivos
- Preservation of Santa Ynez
- Santa Barbara Chamber of Commerce
- Goleta Valley Chamber of Commerce
- Carpinteria Valley Chamber of Commerce
- Santa Barbara County Air Pollution Control District
- Santa Ynez Valley Alliance
- The Trust for Public Land
- Citizens Planning Association
- Carpinteria Valley Association
- Lompoc Valley Chamber of Commerce
- Home Builders Association of the Central Coast
- Santa Maria Valley Association of Realtors
- COLAB
- Sierra Club, Los Padres Chapter
- Santa Barbara Association of Realtors
- American Institute of Architects
- County of Santa Barbara Agriculture Advisory Committee
- Women's Environmental Watch
- Sierra Club Santa Barbara
- Solvang Chamber of Commerce
- Surfrider Foundation, Santa Barbara Chapter
- Santa Barbara Contractors Association
- Vandenberg Air Force Base
- Guadalupe Chamber of Commerce
- Santa Barbara County Community Housing Corporation
- Santa Barbara Hispanic Chamber of Commerce
- California Rural Legal Assistance



- Santa Maria Valley Chamber of Commerce
- PUEBLO
- Area Agency on Aging/Central Coast Commission for Senior Citizens
- Buellton Chamber of Commerce
- League of Women Voters of Santa Maria Valley

*Ensure you and/or your group receives all SBCAG RTP and SCS outreach information by emailing [info@sbcag.org](mailto:info@sbcag.org) or calling 805-961-8900.*

## Appendix B: List of Government Agencies

Examples of the types of agencies with which SBCAG may consult, coordinate, and/or communicate during the development of the RTP/SCS include

- State and local agencies responsible for land use, natural resources, environmental protection, conservation, and historic preservation
- Agencies and officials responsible for other planning activities within the MPA that are affected by transportation (including State and local planned growth, economic development, environmental protection, airport operations, or freight movements)
- Regional Air Quality Management Districts
- Adjacent MPOs and RTPAs with which SBCAG shares a significant amount of interregional travel
- Affected public agencies
- Airports
- Special districts within the region that provide property-related services such as water or wastewater services
- School districts

Some of the specific agencies SBCAG will contact include the following:

- Federal Highway Administration (FHWA)
- Federal Transit Administration (FTA)
- NOAA Fisheries Services
- U.S. Army Corps of Engineers
- U.S. Bureau of Land Management
- U.S. Environmental Protection Agency (EPA)
- U.S. Forest Service
- U.S. Fish and Wildlife Service
- U.S. National Marine and Fishery Service
- U.S. National Park Service
- California Air Resources Board (ARB)
- California Coastal Commission
- California Department of Conservation
- California Department of Fish and Game
- California Department of Housing and Community Development (HCD)
- California Department of Parks and Recreation
- California Department of Resources, Recycling, and Recovery
- California Department of Transportation (Caltrans)
- California Energy Commission
- California Environmental Protection Agency (Cal/EPA)
- California Natural Resources Agency
- California Office of Planning and Research

- California Public Utilities Commission
- California Public Services Commission
- California Regional Water Quality Control Board
- California State Mining and Geology Board
- California Water Resources Control Board
- Santa Barbara Air Pollution Control District (APCD)
- San Luis Obispo Council of Governments (SLOCOG)
- Ventura County Transportation Commission (VCTC)
- City of Buellton
- City of Carpinteria
- City of Goleta
- City of Guadalupe, including Guadalupe Transit
- City of Lompoc, including City of Lompoc Transit (COLT)
- City of Santa Barbara
- City of Santa Maria, including Santa Maria Area Transit (SMAT)
- City of Solvang, including Santa Ynez Valley Transit (SYVT)
- County of Santa Barbara, including the Santa Barbara Airport
- Santa Barbara Metropolitan Transit District
- San Luis Obispo Regional Transit Agency (RTA)
- Ventura Intercity Service Transit Authority (VISTA)
- Vandenberg Air Force Base (VAFB)
- Santa Barbara Local Agency Formation Commission (LAFCO)
- Santa Ynez Band of Chumash Indians
- Santa Barbara City College
- Hancock College
- University of California, Santa Barbara

*Ensure you and/or your agency receives all SBCAG RTP and SCS outreach information by emailing [info@sbcag.org](mailto:info@sbcag.org) or calling 805-961-8900.*

## Appendix C: Media List

MPOs and RTPAs are also encouraged to involve the media, including ethnic media as appropriate, as a tool to promote public participation in the RTP development, review and commenting process. SBCAG regularly uses a variety of media outlets, including, for example, the following:

- Newspapers
  - Lompoc Record
  - Noozhawk
  - Santa Maria Sun
  - Santa Maria Times
  - Santa Barbara News-Press
  - Santa Ynez Valley News
  - Vandenberg Air Force Base edition of the Santa Maria Times
- Radio Stations
- Television Stations
  - County of Santa Barbara Television (CSBTV) Channel 20
  - Santa Barbara City TV Channel 18
  - Lompoc Community Television
  - Goleta Channel 19
  - Telemundo

*Ensure your media outlet has the opportunity to share all SBCAG RTP and SCS outreach information by emailing [info@sbcaq.org](mailto:info@sbcaq.org) or calling 805-961-8900.*

## Expedited Project Selection Procedures

Title 23 Code of Federal Regulations (CFR) section 450.328 allows for the movement of projects within the period of the Transportation Improvement Program (TIP) and Federal Statewide Transportation Improvement Program (FSTIP) subject to procedures agreed to by partnering agencies, including the state and transit operators within the region. SBCAG, as the Metropolitan Planning Organization (MPO) for the Santa Barbara County Region has entered into an Expedited Project Selection Process outlined in the 23 CFR section 450.332 with Caltrans. The projects listed within the TIP have all been selected based on the regulations in 23 CFR Part 450. Federal Regulation 23 CFR section 450.332 allows for the movement of projects within the TIP/FSTIP subject to procedures agreed to by the partnering parties. This procedure is outlined below.

All movements must be consistent with the Regional Transportation Plan (RTP) and must comply with the provisions of Title VI, must not negatively impact the deliverability of other projects in the regional programs, and must not affect the financial constraints finding of the TIP. For projects within the State Transportation Improvement Program (STIP), SBCAG will move projects subject to amendment or allocation approval by the California Transportation Commission (CTC). Caltrans may move projects in the State Highway Operations Protection Program (SHOPP) document within the TIP/FSTIP period without amending the TIP (with notification to SBCAG), providing that the action is consistent with the CTC-approved SHOPP program.

Caltrans Division of Local Assistance has implemented a project selection process for the Highway Bridge Program (HBP), Highway Safety Improvement Program (HSIP), Section 130 Rail Program, Hazard Elimination Safety (HES) program, and Active Transportation Program (ATP). The process was developed in cooperation with the implementing agencies, FHWA, the MPOs, and HBP Advisory Committee. Caltrans, SBCAG and the transit operators agree that the Caltrans Division of Local Assistance may move projects within the HBP, HES and Section 130 Rail Program within the TIP/FSTIP period without amending the TIP, with notification to SBCAG.

For FTA administered funds, projects may be moved within the period of the TIP/FSTIP at the request of the transit agency, as long as funding is available and the change does not negatively impact the delivery or availability of funds for other projects ready for obligation.

Implementing agencies wishing to advance projects using their own local funds until federal funds are available (only projects within the first 4 years of the TIP) may request Advance Construction Authorization (ACA) from Caltrans, or pre-award authority from FTA to proceed with the project using local funds until OA and apportionment becomes available.

MPO Region	Project Type	Selecting Agencies	Selection Procedure	Consulted/Cooperating Agency
SBCAG	Projects funded with Title 23 and Federal Transit Act funds – except projects on the NHS, and HBP, IM and FLHP funded projects	SBCAG	Consultation	State, SBCAG and transit agencies.
SBCAG	Projects on the Highway Railroad Grade Separation, NHS, and projects funded under the HBP, HSIP, HES and IM Programs.	State	Cooperation	SBCAG
	Projects funded with Federal Lands Highway Program (FLHP)	Selected in accordance with 23 USC 204.		

# APPENDIX 4

## 2020 Federal Transit Administration (FTA 5307) Transit Project Selection Procedures FFYs 2021/22 – FFY 2023/24

**Adopted by SBCAG Board in November 2020**

**Any public agency with public transit capital and operating funding needs within, to/from, or between urbanized area(s) in Santa Barbara County may apply for FTA 5307 funding according to the following process.**

1. At the beginning of every programming cycle, SBCAG shall notify each transit operator of the estimated amount of funding to be apportioned to each urbanized area for the fiscal years included in the programming cycle. The amount of funding available for this programming cycle is as follows:

<b>Urbanized Area</b>	<b>FY 21/22</b>	<b>FY 22/23</b>	<b>FY 23/24</b>	<b>Totals</b>
Lompoc	\$1,344,741	\$1,344,741	\$1,344,741	\$4,034,223
Santa Barbara	\$4,153,949	\$4,153,949	\$4,153,949	\$12,461,847
Santa Maria	\$3,261,082	\$3,261,082	\$3,261,082	\$9,783,246
<b>Total</b>	<b>\$8,759,772</b>	<b>\$8,759,772</b>	<b>\$8,759,772</b>	<b>\$26,279,316</b>

Note: Apportionments are based on FFY 2020 Apportionments  
Apportionments exclude STIC funding estimates\*

2. The full amount of estimated FTA 5307 funding apportioned to an urbanized area shall be programmed to the urbanized area in the programming cycle.
3. SBCAG and transit operators will collaborate on the development of a project scoring system that will be adopted by the SBCAG Board of Directors. The scoring system shall prioritize projects for funding in each urbanized area on the basis of mobility needs and not use formulas or predetermined percentages to fund modes or jurisdictions, consistent with 23 CFR section 450.222(b).
4. A call for projects will be issued by SBCAG and the designated grantees in each urbanized area according to the schedule shown in Attachment E, FTA 5307 Transit Project Selection Schedule.
5. Applicants must submit project information to the designated grantee in the urbanized area(s) in which they would like to operate a service or make a capital improvement. Information provided must assist the grantee in screening the project according to Attachment C, Screening Criteria, and scoring the project according to the scoring system developed.

In Santa Barbara County, the urbanized areas and designated grantees are:

Lompoc	City of Lompoc Transit (COLT)	Richard Fernbaugh	R_Fernbaugh@ci.lompoc.ca.us
Santa Barbara	Santa Barbara Metropolitan Transit District (SBMTD)	Steve Maas	SMAAS@sbmtd.gov

Santa Maria	Santa Maria Area Transit (SMAT)	Austin O'Dell	aodell@ci.santa-maria.ca.us
-------------	---------------------------------	---------------	-----------------------------

6. If the project involves more than one urbanized area, the applicant must provide copies of the project information to the grantees in each urbanized area that would benefit from the proposed project.
7. The designated grantee in the urbanized area shall determine the project's eligibility for FTA 5307 funds according to the screening criteria in Attachment C.
8. The designated grantee shall score all projects that meet the screening criteria, including its own projects needing FTA 5307 funds, using the scoring system.
9. The designated grantee shall submit to SBCAG all applications received, including those that did not meet the screening criteria, its score for projects, and its policy board's adopted recommendation of which project(s) should be funded in the upcoming fiscal year(s) with the FTA 5307 grant apportionment published in the federal register for its urbanized area.
10. Any applicant may appeal any aspect of the designated grantee's screening and scoring of its application to SBCAG after the designated recipient's policy board has taken action but before SBCAG's TTAC Committee has adopted a recommendation.
11. SBCAG staff will review all project information transmitted by designated grantees, including those that the grantee believes do not meet the screening criteria, and appeals filed, and recommend to SBCAG's Transportation Technical Advisory Committee (TTAC) concurrence or rejection of the grantee's funding recommendation.
12. SBCAG's TTAC committee shall adopt a recommendation of concurrence or rejection of a grantee's funding recommendation, which shall be communicated to the SBCAG Board.
13. If the SBCAG Board of Directors concurs with a designated grantee's funding recommendation, it shall approve an amendment to the Federal Transportation Improvement Program reflecting the funding recommendation and submit it to Caltrans and the Federal Transit Administration for their concurrence.
14. If the SBCAG Board rejects a designated grantee's funding recommendation, the recommendation shall be returned to the designated grantee with an explanation of the rejection. The designated grantee may modify and resubmit a funding recommendation. Rejection of a funding recommendation for one urbanized area will not necessarily prevent SBCAG from adopting an FTIP amendment implementing recommendations for other urbanized areas.
15. The SBCAG Board reserves the right to modify these procedures in consultation with the designated grantees in each urbanized area at any time to promote the most efficient and effective use of FTA 5307 funding in Santa Barbara County.
16. This process shall be conducted consistent with federal and state laws and regulations and in such a way that all materials pertaining to the screening and scoring of projects, discussion of funding recommendations by policy boards, and staff reports to policy boards on any aspect of this process, shall be readily available to members of the public.



## Scoring Criteria for FTA Section 5307 Project Selection

Project Category**	Point Values by Agency		
	MTD	COLT	SMAT
<b>1. Operating or capital subsidy for existing local transit service</b>	<b>45</b>	<b>45</b>	<b>45</b>
A) Serves continuing local transit needs of urbanized area residents	15	15	15
B) Effective and cost efficient use of public funds	15	15	15
C) Consistent with required Federal, state and local planning documents	15	15	15
<b>2. Operating or capital subsidy for expanded local transit service</b>	<b>30</b>	<b>30</b>	<b>30</b>
A) Expands local transit options for urbanized area residents	10	10	10
B) Effective and cost-efficient use of public funds	10	10	10
C) Consistent with required Federal, state and local planning documents	10	10	10
<b>3. Operating or capital subsidy for existing regional transit service</b>	<b>15</b>	<b>15</b>	<b>15</b>
A) Serves continuing regional transit needs of urbanized area	5	5	5
B) Alleviates peak-period congestion	5	5	5
C) Effective and cost-efficient use of public funds	2.5	2.5	2.5
D) Integrated with existing local transit service	2.5	2.5	2.5
<b>4. Operating or capital subsidy for expanded regional transit service</b>	<b>10</b>	<b>10</b>	<b>10</b>
A) Expands regional transit options for urbanized area	3	3	3
B) Reduces peak-period congestion	3	3	3
C) Effective and cost-efficient use of public funds	2	2	2
D) Integrated with existing local and regional transit service	2	2	2
<b>Total (Maximum allowable points Sections 1 – 4)</b>	<b>100</b>	<b>100</b>	<b>100</b>

\*\* Projects may score in more than one category.

---

## **SECTION 1: SCREENING CRITERIA**

To be eligible for funding consideration, all projects requesting FTA 5307 funds must submit information to the designated grantee in the urbanized area(s) demonstrating they meet the following criteria:

### **1. Consistency Requirements**

- a. The project must be consistent with the RTP and other adopted local or regional plans (Congestion Management Programs, Short Range Transit Plans, State Implementation Plan, etc.)
- b. The project must be consistent with federal eligibility requirements for FTA 5307 projects.

### **2. Financial Requirements**

The project must be supported by:

- a. A reasonable cost estimate based on the best available data
- b. Adequate financial planning with all sources of funding identified
- c. Logical cash flow and sensible phasing

### **3. Project Specific Requirements**

Projects must:

- a. Be well defined with clear project limits, intended scope of work, and project concept
- b. Be well justified; there must be a clear need directly addressed by the project
- c. Be supported by an implementation plan and schedule which adequately provides for any necessary clearances and approvals and demonstrates that the project can be advanced to a state of readiness for implementation in the year indicated
- d. Maintain or improve existing service levels
- e. Be cost effective

---

## **SECTION 2: SELECTION CRITERIA**

Responses to the following questions and other information provided in this application will be used to evaluate, prioritize and select projects. Please indicate which category(ies) the project will address and respond to questions accordingly. Attach additional narrative or documentation if necessary.

Note: Projects may score in more than one category.

### **Project Category**

#### **1. Operating or capital subsidy for existing local transit service**

- A) Describe how the project serves continuing local transit needs of urbanized area residents, including maintaining current service levels and service reliability.
- B) Demonstrate how this project is an effective and cost-efficient use of public funds using standard industry performance measures, which may include:
  - Farebox Recovery Ratio
  - Cost per Passenger
  - Cost per Revenue Hour
  - Passenger Miles Traveled per Vehicle Revenue Mile
  - Passenger Miles Traveled per Vehicle Revenue Hour
  - Vehicle Revenue Miles per Capita
  - Vehicle Revenue Hours per Capita
  - Passenger Miles Traveled Per Capita
  - Passenger Trips Per Capita
- C) Describe how this project is consistent with required federal, state, and local planning documents.

#### **2. Operating or capital subsidy for expanded local transit service**

- A) Describe how the project expands local transit options for urbanized area residents including increasing service levels, improving service reliability and improving current service.
- B) Demonstrate how this project is an effective and cost-efficient use of public funds using standard industry performance measures, which may include:
  - Farebox Recovery Ratio
  - Cost per Passenger
  - Cost per Revenue Hour
  - Passenger Miles Traveled per Vehicle Revenue Mile
  - Passenger Miles Traveled per Vehicle Revenue Hour
  - Vehicle Revenue Miles per Capita
  - Vehicle Revenue Hours per Capita
  - Passenger Miles Traveled Per Capita
  - Passenger Trips Per Capita

- C) Describe how this project is consistent with required federal, state, and local planning documents.
3. Operating or capital subsidy for existing regional transit service
- A) Describe how the project services continuing regional transit needs of the urbanized area, including maintaining current service levels and service reliability.
  - B) Explain how the project will alleviate peak-period congestion.
  - C) Demonstrate how this project is an effective and cost-efficient use of public funds using standard industry performance measures, which may include:
    - Farebox Recovery Ratio
    - Cost per Passenger
    - Cost per Revenue Hour
    - Passenger Miles Traveled per Vehicle Revenue Mile
    - Passenger Miles Traveled per Vehicle Revenue Hour
    - Vehicle Revenue Miles per Capita
    - Vehicle Revenue Hours per Capita
    - Passenger Miles Traveled Per Capita
    - Passenger Trips Per Capita
  - D) Describe how this project integrates with existing local transit service.
4. Operating or capital subsidy for expanded regional transit service
- A) Describe how the project expands regional transit options for **the** urbanized area including increasing service levels, improving service reliability and improving current service.
  - B) Explain how the project will reduce peak-period congestion.
  - C) Demonstrate how this project is an effective and cost-efficient use of public funds using standard industry performance measures, which may include:
    - Farebox Recovery Ratio
    - Cost per Passenger
    - Cost per Revenue Hour
    - Passenger Miles Traveled per Vehicle Revenue Mile
    - Passenger Miles Traveled per Vehicle Revenue Hour
    - Vehicle Revenue Miles per Capita
    - Vehicle Revenue Hours per Capita
    - Passenger Miles Traveled Per Capita
    - Passenger Trips Per Capita
  - D) Describe how this project integrates with existing local and regional transit services.



**SANTA MARIA URBANIZED AREA APPLICATION FORM**  
**FTA Section 5307**  
**Small Urbanized Area Transit Funding**

Project Submittal Sheet

<b>Urbanized Area</b>	<b>FY 21/22</b>	<b>FY 22/23</b>	<b>FY 23/24</b>	<b>Totals</b>
Santa Maria	\$3,261,082	\$3,261,082	\$3,261,082	<b>\$9,783,246</b>

Note: Apportionments are based on FFY 2020 Apportionments  
Apportionments exclude STIC funding estimates\*

**PROJECT TITLE:**

**PROJECT APPLICANT:**  
(Agency name & address)

**CONTACT PERSON:**  
(Name, address, phone, e-mail)

**REQUESTED AMOUNT:**

**BRIEF DESCRIPTION OF PROJECT:** Describe the scope of work that would be funded under the proposed project include project limits and project concept.

Submitted By:

\_\_\_\_\_  
Please Print Full Name

\_\_\_\_\_  
Signature

\_\_\_\_\_  
Date



**LOMPOC URBANIZED AREA APPLICATION FORM**  
**FTA Section 5307**  
**Small Urbanized Area Transit Funding**

Project Submittal Sheet

Urbanized Area	FY 21/22	FY 22/23	FY 23/24	Totals
Lompoc	\$1,344,741	\$1,344,741	\$1,344,741	<b>\$4,034,223</b>

Note: Apportionments are based on FFY 2020 Apportionments  
Apportionments exclude STIC funding estimates\*

**PROJECT TITLE:**

**PROJECT APPLICANT:**  
(Agency name & address)

**CONTACT PERSON:**  
(Name, address, phone, e-mail)

**REQUESTED AMOUNT:**

**BRIEF DESCRIPTION OF PROJECT:** Describe the scope of work that would be funded under the proposed project include project limits and project concept.

Submitted By:

\_\_\_\_\_  
Please Print Full Name

\_\_\_\_\_  
Signature

\_\_\_\_\_  
Date



**SANTA BARBARA URBANIZED AREA APPLICATION FORM**  
**FTA Section 5307**  
**Small Urbanized Area Transit Funding**

Project Submittal Sheet

<b>Urbanized Area</b>	<b>FY 21/22</b>	<b>FY 22/23</b>	<b>FY 23/24</b>	<b>Totals</b>
Santa Barbara	\$4,153,949	\$4,153,949	\$4,153,949	<b>\$12,461,847</b>

Note: Apportionments are based on FFY 2020 Apportionments  
Apportionments exclude STIC funding estimates\*

**PROJECT TITLE:**

**PROJECT APPLICANT:**  
(Agency name & address)

**CONTACT PERSON:**  
(Name, address, phone, e-mail)

**REQUESTED AMOUNT:**

**BRIEF DESCRIPTION OF PROJECT:** Describe the scope of work that would be funded under the proposed project include project limits and project concept.

Submitted By:

\_\_\_\_\_  
Please Print Full Name

\_\_\_\_\_  
Signature

\_\_\_\_\_  
Date

**Attachment E  
FTA 5307 Call for Projects  
FFYs 2021/22 – FFY 2023/24**

**Project Selection Schedule**

<b>SBCAG and transit operators reviewed project scoring system which is adopted by the SBCAG Board of Directors</b>	<b>October 14<sup>th</sup>, 2020</b>
<b>SBCAG’s Transportation Technical Advisory Committee (TTAC) recommended approval of FTA 5307 Scoring system</b>	<b>November 5<sup>th</sup>, 2020</b>
<b>SBCAG and designated FTA 5307 grantees issue a call for projects; Project Scoring System adopted by SBCAG</b>	<b>November 19<sup>th</sup>, 2020</b>
<b>Call for projects closed</b>	<b>January 15<sup>th</sup>, 2021</b>
<b>Designated grantees submit to SBCAG a funding recommendation for their urbanized area and copies of applications received</b>	<b>February</b>
<b>SBCAG staff reviews the applications and recommendations for each urbanized area; issues recommendations to concur\reject funding recommendations for urbanized areas; prepares FTIP amendment for concurrences</b>	<b>March – April</b>
<b>TTAC approves funding recommendations/FTIP amendment</b>	<b>May 6<sup>th</sup></b>
<b>FTIP amendment adopted by SBCAG Board and sent to Caltrans and FTA for concurrence</b>	<b>May 20<sup>th</sup></b>



## **APPENDIX 5: SHOPP Grouped Project Listings**

Appendix 5A: SHOPP Bridge Rehabilitation

Appendix 5B: SHOPP Collision Reduction

Appendix 5C: SHOPP Mandates

Appendix 5D: SHOPP Mobility

Appendix 5E: SHOPP Roadway preservation

Appendix 5F: SHOPP Minor

**APPENDIX 5A - SBCAG SHOPP Grouped Project Listings - Bridge Rehabilitation and Reconstruction (FTIP Grouped Project ID: SHOPP1)**

**2023 FTIP**

**Figures in thousands**

**Bridge Preservation (FTIP Project ID: SHOPP1)(CTIPS ID: 208-0000-0152)**

Dist.	County	Route	Post Miles	Location/Description	EA	PPNO	Phase	Prior	FY 22/23	FY 23/24	FY 24/25	FY 25/26	Project Cost	
05	Santa Barbara	101	70.6/71.2	In Los Alamos, from 0.3 mile south to 0.3 mile north of Route 101/135 Separation No. 51-0073L/R; also on Route 135 (PM 0.1 ). Landscape mitigation for bridge replacement project EA 1F500.	1F501	2522Y	PE	\$ 380						\$ 1,010
							ROW							
							CONST		\$ 630					
05	Santa Barbara	154	R2.6	Near Los Olivos, at Alamo Pintado Pedestrian Bridge No. 51-0076Y. Remove bridge.	1C410	2391	PE	\$ 3,175						\$ 9,045
							ROW	\$ 250						
							CONST		\$ 5,620					
05	Santa Barbara	217	0.9/1.4	Near Goleta, from 0.1 mile south to 0.4 mile north of San Jose Creek Bridge No. 51-0217. Replace bridge.	1C360	2386	PE	\$ 7,346						\$ 42,040
							ROW	\$ 755						
							CONST	\$ 33,939						
05	Santa Barbara	101	21.6	In Goleta, at San Jose Creek Bridge No. 51-0163L/R. Replace bridges to maintain standards of safety and reliability.	1H430	2649	PE	\$ 4,130						\$ 29,831
							ROW	238						
							CONST	\$ 25,701						
05	Santa Barbara	101	55.9/R56.2	Near Buellton, from 0.1 mile south of Nojoqui Creek Bridge No. 51-0018L/R to 0.3 mile south of Santa Rosa Road Overcrossing. Environmental mitigation for bridge rail replacement and widening project EA 1F790.	1F791	2561A	PE							\$ 133
							ROW		\$ 10					
							CONST		\$ 123					
05	Santa Barbara	101	R36/R37	Near Goleta, from 0.6 mile south and 0.4 mile north of Refugio Road Undercrossing No. 51-0215L/R and Canada del Refugio No. 51-0030S. Replace two bridges and upgrade bridge railing on one bridge.	1C950	2448	PE	\$ 6,260						\$ 59,302
							ROW	\$ 320	\$ 622					
							CONST		\$ 52,100					
05	Santa Barbara	246	9.55/R20.9	In and near Lompoc and Buellton, from Route 1 to east of Domingos Road. Replace bridge, rehabilitate pavement and drainage systems, construct Class 1 bike and pedestrian path, and upgrade facilities to Americans with Disabilities Act (ADA) standards, guardrail and signs. (Additional contribution from the Santa Barbara County Association of Governments (SBCAG).) (Long Lead Project)	1M360	3010	PE		\$ 4,282					\$ 4,282
							ROW							
							CONST							
05	Santa Barbara	246	30.3/31.4	In and near Solvang, from Alamo Pintado Road to Entrance Road. Replace bridge, construct Class 1 bike and pedestrian paths, and upgrade facilities to Americans with Disabilities Act (ADA) standards. (Additional \$1,204,000 contribution from the city of Solvang.) (Long Lead Project)	1M420	3013	PE		\$ 2,473					\$ 2,473
							ROW							
							CONST							
05	Santa Barbara	217	0.9/1.4	Near Goleta, from 0.1 mile south to 0.4 mile north of San Jose Creek Bridge No. 51-0217. Landscape mitigation for bridge replacement project EA 1C360.	1C361	2386Y	PE	\$ 180						\$ 1,580
							ROW	\$ 60	\$ 110					
							CONST		\$ 1,230					
05	Santa Barbara	217	0.9/1.4	Near Goleta, from 0.1 mile south to 0.4 mile north of San Jose Creek Bridge No. 51-0217. Biological monitoring for bridge replacement project EA 1C360.	1C362	2386X	PE					\$ -		\$ 70
							ROW					\$ 10		
							CONST					\$ 60		
05	Santa Barbara	101	R36/R37	Near Goleta, from 0.6 mile south and 0.4 mile north of Refugio Road Undercrossing No. 51-0215L/R and Canada del Refugio No. 51-0030S. Landscape mitigation for bridge project EA 1C950.	1C951	2448Y	PE			\$ 617				\$ 2,817
							ROW					\$ 750		
							CONST					\$ 1,450		
05	Santa Barbara	101	R36/R37	Near Goleta, from 0.6 mile south and 0.4 mile north of Refugio Road Undercrossing No. 51-0215L/R and Canada del Refugio No. 51-0030S. Biological monitoring for bridge project EA 1C950.	1C952	2448X	PE							\$ 133
							ROW					\$ 13		
							CONST					\$ 120		
<b>Totals:</b>								\$ 82,256	\$ 66,100	\$ 1,957	\$ -	\$ 2,403	\$ 70,460	

Information reflects CTC programmed and approved allocations.

TOTAL BY PHASE:	FY 22/23	FY 23/24	FY 24/25	FY 25/26	
PE:	\$ 6,935	\$ 617	\$ -	\$ -	\$ 7,552
ROW:	\$ 692	\$ 110	\$ -	\$ 773	\$ 802
CONST:	\$ 58,473	\$ 1,230	\$ -	\$ 1,630	\$ 59,703
<b>TOTAL:</b>	<b>\$ 66,100</b>	<b>\$ 1,957</b>	<b>\$ -</b>	<b>\$ 2,403</b>	<b>\$ 70,460</b>

**Appendix 5B - SBCAG SHOPP Grouped Project Listings - Collision Reduction (FTIP Grouped Project ID: SHOPP2)**

**2023 FTIP**

**Figures in thousands**

**Collision Reduction (FTIP Project ID: SHOPP 2) (CTIPSID: 208-0000-0153)**

Dist	County	Route	Post Miles	Location/Description	EA	PPNO	Phase	Prior Years	FY 22/23	FY 23/24	FY 24/25	FY 25/26	Project Cost
05	Santa Barbara	135	10.6/17.6	In Santa Maria, at various locations from Union Valley Parkway to Preisker Lane. Improve safety by modifying signals at intersections and constructing curb ramps.	1H960	2703	PE	\$ 2,234					\$ -
							ROW	\$ 3,186					
							CON	\$ 14,889					
05	Santa Barbara	101	9.9/10.6	In and near the city of Santa Barbara, from 0.1 mile south of San Ysidro Avenue Overcrossing to 0.1 mile north of Olive Mill Overcrossing. Replace median barrier, drainage systems pavement, and upgrade guardrail. Early Work Package No. 1 for Construction Manager/General Contractor (CMGC) parent project EA 1C824.	1C843	2426W	PE						\$ 35,000
							ROW						
							CON	\$ 35,000					
05	Santa Barbara	1	R36.3/49.2	Near Orcutt and Guadalupe, from Solomon Road to Route 166 Junction. Widen shoulders, install rumble strips, upgrade guardrails and relocate objects from within the clear recovery zone.	1H610	2667	PE	\$ 3,678					\$ 23,833
							ROW	\$ 1,237	\$ 4,053				
							CON	\$ -	\$ 19,780				
05	Santa Barbara	101	9.2/10.1	In and near the city of Santa Barbara, from 0.2 mile north of Sheffield Drive Undercrossing to 0.1 mile north of San Ysidro Road. Upgrade median barrier, enhance highway worker safety, rehabilitate drainage systems and pavement, and install Transportation Management System (TMS) elements. This is a Construction Manager/General Contractor (CMGC) project.	1C824	2426D	PE						\$ 22,535
							ROW						
							CON	\$ 22,535					
<b>Totals:</b>								\$ 25,224	\$ 57,535	\$ 23,833	\$ -	\$ -	\$ 81,368

Information reflects CTC programmed and approved allocations.

**TOTAL BY PHASE:**

	FY 22/23	FY 23/24	FY 24/25	FY 25/26	
<b>PE:</b>	\$ -	\$ -	\$ -	\$ -	\$ -
<b>ROW:</b>	\$ -	\$ 4,053	\$ -	\$ -	\$ 4,053
<b>CON:</b>	\$ 57,535	\$ 19,780	\$ -	\$ -	\$ 77,315
<b>TOTAL:</b>	\$ 57,535	\$ 23,833	\$ -	\$ -	\$ 81,368

**Appendix 5C - SBCAG SHOPP Grouped Project Listings - Mandates (FTIP Grouped Project ID: CT24)  
2023 FTIP  
Figures in thousands**

Dist	County	Route	Post Miles	Location/Description	EA	PPNO	Phase	Prior	FY 22/23	FY 23/24	FY 24/25	FY 25/26	Project Cost	
<b>Mandates (FTIP Project ID: CT24) (CTIPS ID: 208-0000-0279)</b>														
5	Santa Barbara	1	49.2/50.4	In Guadalupe, from Route 166 (West Main Street) to 0.1 mile south of Santa Maria River Bridge; also on Route 166, from Route 1 to Obispo Street (PM 0.0/0.2). Upgrade curb ramps and other facilities to Americans with Disabilities Act (ADA)	1E030	2466	PE	\$ 3,459						\$ 12,969
							ROW	\$ 2,963		\$ 1,284				
							CONST			\$ 5,263	\$ -			
<b>Totals:</b>								\$ 6,422	\$ -	\$ 6,547	\$ -	\$ -	\$ 6,547	

TOTAL BY PHASE:		FY 22/23	FY 23/24	FY 24/25	FY 25/26	
<b>PE:</b>	\$ -	\$ -	\$ -	\$ -	\$ -	\$ -
<b>ROW:</b>	\$ -	\$ 1,284	\$ -	\$ -	\$ -	\$ 1,284
<b>CONST:</b>	\$ -	\$ 5,263	\$ -	\$ -	\$ -	\$ 5,263
<b>TOTAL:</b>	\$ -	\$ 6,547	\$ -	\$ -	\$ -	\$ 6,547

**Appendix 5D - SBCAG SHOPP Grouped Project Listings - Mobility (FTIP Grouped Project ID: SHOPP6)  
2023 FTIP**

Figures in thousands

Mobility (FTIP Project ID: SHOPP6) (CTIPS ID: 208-0000-0255)

Dist	County	Route	Post Miles	Location/Description	EA	PPNO	Phase	Prior	FY 22/23	FY 23/24	FY 24/25	FY 25/26	Project Cost
5	Santa Barbara	154	5.8/6.1	In Santa Ynez, from 0.2 miles east to 0.1 miles west of Edison Street/Baseline Ave. Construct a roundabout to improve operations and safety.	1H310	2674	PE	\$ 2,233		\$ -			\$ 8,441
							ROW	\$ 606					
							CON		\$ 8,441				
<b>Totals:</b>								\$ 2,839	\$ 8,441	\$ -	\$ -	\$ -	\$ 8,441

\*Project is included for information only

TOTAL BY PHASE:	FY 22/23	FY 23/24	FY 24/25	FY 25/26
<b>PE:</b>	\$ -	\$ -	\$ -	\$ -
<b>ROW:</b>	\$ -	\$ -	\$ -	\$ -
<b>CONST:</b>	\$ 8,441	\$ -	\$ -	\$ -
<b>TOTAL:</b>	\$ 8,441	\$ -	\$ -	\$ -

**APPENDIX 5E SBCAG SHOPP Grouped Project Listings - Roadway Preservation**

**2023 FTIP**

**Figures in thousands**

**Roadway Preservation (FTIP Grouped Project ID: SHOPP3) (CTIPS ID: 208-0000-0155)**

Dist.	County	Route	Post Miles	Location/Description	EA	PPNO	Phase	Prior	FY 22/23	FY 23/24	FY 24/25	FY 25/26	Project Cost	
05	Santa Barbara	101	46.2/R52.3	Near Gaviota, from 1.0 mile south of Gaviota Gorge Tunnel to 0.1 mile north of Nojoqui Creek Bridge. Rehabilitate pavement.	1H860	2700	PE	\$ 4,808					\$ 75,439	
							ROW	\$ 205						
							CONST	\$ 70,426						
05	Santa Barbara	101	2.6/R4.8	In Carpinteria, from Casitas Pass Overcrossing to 0.5 mile south of South Padaro Lane. Environmental mitigation (biological monitoring) for EA 1 C821.	1C8A2	2426X	PE	\$ -					\$ 40	
							ROW	\$ -						
							CONST	\$ 40						
05	Santa Barbara	101	65.0/84.1	Near Los Alamos and Orcutt, from 1.8 miles north of Route 154 to 0.2 mile south of South Santa Maria Undercrossing. Rehabilitate drainage systems and lighting, and install Transportation Management System (TMS) elements.	1K510	2918	PE	\$ 1,478	\$ 1,900				\$ 10,251	
							ROW		\$ 214	\$ 464				
							CONST			\$ 6,195				
05	Santa Barbara	154	R0.0/32.8	In Santa Barbara County, at various locations. Rehabilitate drainage systems and install Transportation Management System (TMS) elements.	1K520	2919	PE	\$ 1,926	\$ 2,044				\$ 17,407	
							ROW		\$ 558	\$ 139				
							CONST			\$ 12,740				
05	Santa Barbara	101	R52.3/R56.1	Near Buellton, from Old Coast Highway to south of Santa Rosa Road Overcrossing. Rehabilitate pavement and drainage systems.	1K450	2902	PE	\$ 1,312	\$ 1,963				\$ 23,912	
							ROW		\$ 189	\$ 48				
							CONST			\$ 20,400				
05	Santa Barbara	101	12.4/22.6	In and near the cities of Santa Barbara and Goleta, from south of Milpas Street Undercrossing to North Fairviwe Avenue. Rehabilitate pavement, replace bridge rail and seismic restoration, install TMS elements, rehabilitate drainage systems and enhance highway worker safety.	1J900	2798	PE	\$ 3,325	\$ 3,636				\$ 69,681	
							ROW		\$ 346			\$ 266		
							CONST					\$ 62,108		
05	Santa Barbara	101	R0.0/R52.2	In and near the cities of Carpinteria and Santa Barbara, from Rincon Point Road to south of Old Coast Highway at various locations. Rehabilitate drainage systems and install TMS elements (Long Lead)	1J910	2799	PE	\$ 2,015		\$ 2,335			\$ 5,233	
							ROW			\$ 883				
							CONST							
05	Santa Barbara	101	4.4/R7.7	Near Summerland, from 0.9 mile south of South Padaro Lane Undercrossing to 0.6 mile north of Padaro Lane Overcrossing. Landscape and environmental mitigation (highway planting) for EA 1C822.	1C8B1	2427Y	PE	\$ 400					\$ 3,250	
							ROW							
							CONST		\$ 2,850					
05	Santa Barbara	101	4.4/R7.7	Near Summerland, from 0.9 mile south of South Padaro Lane Undercrossing to 0.6 mile north of Padaro Lane Overcrossing. Environmental mitigation (biological monitoring) for EA 1C822.	1C8B2	2427X	PE						\$ 40	
							ROW			\$ 5				
							CONST			\$ 35				
05	Santa Barbara	101	R6.7	Near Summerland, at Toro Creek Bridge. Environmental mitigation (fish passage) for EA 1C822. (PS&E, R/W Sup Only)	1C8B3	2427F	PE	\$ 200					\$ 1,250	
							ROW	\$ 50						
							CONST			\$ 1,000				
05	Santa Barbara	101	0..000	Near Carpinteria, at the Ventura County line. Remediate fish passage by improving creek bed and invert modifications. (Long Lead Project)	1J911	2799F	PE	\$ 1,000		\$ 500			\$ 1,600	
							ROW			\$ 100				
							CONST							
05	Santa Barbara	101	R56.1/65.0	In and near Buellton, from south of Santa Rosa Road to 1.9 miles north of Route 154. Rehabilitate pavement and drainage systems, upgrade Transportation Management System (TMS) elements, upgrade facilities to Americans with Disabilities Act (ADA) standards and reconstruct guardrail.	1M100	2724	PE		\$ 1,229	\$ 2,607			\$ 36,678	
							ROW			\$ 114	\$ 117			
							CONST				\$ 32,611			
05	Santa Barbara	101	0.0/8.9	In and near Guadalupe and Santa Maria, from Route 1 to Route 101. Rehabilitate pavement, install Transportation Management System (TMS) elements, reconstruct guardrail, replace signs, and upgrade facilities to Americans with Disabilities Act (ADA) standards.	1M310	3006	PE		\$ 1,415	\$ 2,553			\$ 20,074	
							ROW			\$ 733				\$ 69
							CONST					\$ 15,304		
05	Santa Barbara	101	45.0/R50.0	Near Gaviota and Las Cruces, from north of Beckstead Overcrossing to 1.2 miles north of Route 1. Stabilize roadway shoulder, replace failed retaining walls, and improve fish passage. (Long Lead Project)	1M440	3015	PE		\$ 3,598				\$ 3,598	
							ROW							
							CONST							
05	Santa Barbara	101	R7.3/9.2	Near Summerland, from 0.2 mile north of Padaro Lane Overcrossing to 0.2 mile north of Sheffield Avenue. Environmental mitigation (biological monitoring) for EA 1C823.	1C8C2	2429X	PE						\$ 40	
							ROW			\$ 5				
							CONST			\$ 35				
<b>TOTAL</b>								\$ 87,185	\$ 19,942	\$ 50,891	\$ 32,728	\$ 77,747	\$ 181,308	

**Notes:**  
Information reflects CTC programmed and approved allocations.

TOTAL BY PHASE:	FY 22/23	FY 23/24	FY 24/25	FY 25/26	TOTAL
PE:	\$ 15,785	\$ 7,995	\$ -	\$ -	\$ 23,780
ROW:	\$ 1,307	\$ 2,491	\$ 117	\$ 335	\$ 4,250
CONST:	\$ 2,850	\$ 40,405	\$ 32,611	\$ 77,412	\$ 153,278
<b>TOTAL:</b>	<b>\$ 19,942</b>	<b>\$ 50,891</b>	<b>\$ 32,728</b>	<b>\$ 77,747</b>	<b>\$ 181,308</b>

**Appendix 5F - SBCAG SHOPP Grouped Project Listings - Minor (FTIP Grouped Project ID: CT45)**  
**2023 FTIP**  
**Figures in thousands**

Minor (FTIP Grouped Project ID: CT45) (CTIPS ID: 208-0000-0336)

Dist.	County	Route	Post Miles	Location/Description	EA	PPNO	Phase	FY 22/23	FY 23/24	FY 24/25	FY 25/26	Project Cost
05	Santa Barbara	101	14.2/16.2	In the City of Santa Barbara on US Route 101 from Castillo Street UC to Junipero Street Pedestrian OC. Highway planting rehabilitation.	1A640		PE	\$ 1,690				\$ 2,940
							RW					
							CON	\$ 1,250				
05	Santa Barbara	192	20.1	In Santa Barbara County near Carpinteria at 1.0 mile west of Route 150. Culvert replacement.	1M590		PE		\$ 1,840			\$ 3,110
							RW		\$ 20			
							CON		\$ 1,250			
<b>TOTAL:</b>								\$ 2,940	\$ 3,110	\$ -	\$ -	\$ 6,050

Information reflects CTC programmed and approved allocations.

TOTAL BY PHASE:	FY 22/23	FY 23/24	FY 24/25	FY 25/26	TOTAL
PE:	\$ 1,690	\$ 1,840	\$ -	\$ -	\$ 3,530
ROW:	\$ -	\$ 20	\$ -	\$ -	\$ 20
CONST:	\$ 1,250	\$ 1,250	\$ -	\$ -	\$ 2,500
<b>TOTAL:</b>	<b>\$ 2,940</b>	<b>\$ 3,110</b>	<b>\$ -</b>	<b>\$ -</b>	<b>\$ 6,050</b>

## APPENDIX 6

### SBCAG 2023 FTIP Grouped Project Listings - Highway Safety Improvement Program 2023 FTIP

#### Grouped Project Listing

(FTIP Project ID: LOCALHSIP)(CTIPS ID: 208-0000-0277)

Dist.	Implementing Agency	Project Location & Description of Work	FTIP ID	Unique Project ID	Current Total Project Cost Estimate	Current Programmed Federal Funds	Other/Local Funds	Prior	FY 22/23	FY 23/24	FY 24/25	FY 25/26	Approved Federal Funds
5	Santa Barbara	Various intersections within City of Santa Barbara. Install new pedestrian countdown timers at one location (added to existing traffic signal), and install enhanced pavement markings, pedestrian access ramps, warning signs, and improve sight lines at twenty-two (22) uncontrolled crosswalks.	LOCALHSIP	H8-05-009	\$359,000	\$250,000	\$109,000	\$0	\$250,000	\$0	\$0	\$0	\$250,000
5	Santa Barbara	Intersections of Bath Street at Victoria Street and Bath Street & Sola Street. Provide enhanced crosswalk features at two uncontrolled crossings, including curb extensions and intersection lighting.	LOCALHSIP	H9-05-005	\$590,400	\$538,300		\$52,100	\$0	\$0	\$538,300	\$0	\$590,400
5	Santa Barbara	The intersection of Canon Perdido Street at Nopal Street. Provide enhanced crosswalk features at an uncontrolled crossings adjacent to a high school. Enhancements include curb extensions and intersection lighting.	LOCALHSIP	H9-05-006	\$250,000	\$224,000		\$26,000	\$0	\$0	\$224,000	\$0	\$250,000
5	Santa Barbara	The intersection of Salinas Street and Old Coast Highway/Punta Gorda St. Provide enhanced crosswalk features to improve pedestrian safety: curb extensions, pedestrian refuge island, and improved lighting.	LOCALHSIP	H9-05-007	\$600,000	\$477,000		\$123,000	\$0	\$0	\$477,000	\$0	\$600,000
5	Santa Barbara County	Various locations in the unincorporated areas of Santa Barbara County. Upgrade a total of 3,073 feet "Tuthill" rail to current standard guardrail at 9 different locations on County of Santa Barbara roads.	LOCALHSIP	H9-05-009	\$215,800	\$215,800		\$0	\$0	\$0	\$215,800	\$0	\$215,800
5	Santa Maria	Twenty-two (22) signalized intersections on State Route 135 (Broadway) in Santa Maria from Foster Road to Preisker Lane. Increase visibility of traffic signal indications by installing additional traffic signal heads at the 22 intersections; and provide protected left turns at Broadway/Newlove Dr and Broadway/Morrison Drive intersections.	LOCALHSIP	H9-05-013	\$2,223,300	\$2,223,300		\$0	\$2,223,300	\$0	\$0	\$0	\$2,223,300
<b>Total:</b>					\$4,238,500	\$3,928,400	\$109,000	\$201,100	\$2,473,300	\$0	\$1,455,100	\$0	\$4,129,500

Fund Source	Prior Year	FY 22/23	FY 23/24	FY 24/25	FY 25/26	Total
Federal - HSIP	\$201,100	\$2,473,300	\$0	\$1,455,100	\$0	\$4,129,500
Local - City Funds	\$0	\$109,000	\$0	\$0	\$0	\$109,000
<b>Total</b>	\$201,100	\$2,582,300	\$0	\$1,455,100	\$0	\$4,238,500



## APPENDIX 7

### Local Surface Transportation Program (LSTP) Funding Previously Allocated Unclaimed Amounts and 21/22 Allocations

Project ID Number	Agency	Unclaimed Prior	FY 21/22 amount	Total Unclaimed Balance
<b>Carpinteria</b>				
CARP9	Road rehab\various locations in LSTP\state exchange funds FY 05/06-21/22	\$253,215	\$50,747	<b>\$303,962</b>
<b>Goleta</b>				
GOLETA15	Carryover - Street repair\urbanized area LSTP	\$357,385	\$127,431	<b>\$484,816</b>
<b>Lompoc</b>				
LOMPOC12	Local road maintenance at various locations; state exchange funds FY06/07-21/22	\$0	\$180,585	<b>\$180,585</b>
<b>Santa Barbara</b>				
SBCITY14	Carryover- Local road rehab\various locations - state exchange funds FY06/07-21/22	\$0	\$338,511	<b>\$338,511</b>
<b>Santa Maria</b>				
SM024	Street repair\various locations \ state exchange funds FY 05/06-21/22	\$0	\$293,539	<b>\$293,539</b>
<b>County of Santa Barbara</b>				
CO21	Lompoc Urbanized area street repair/various locations /state exchange funds FY06/07-21/22	\$0	\$63,679	<b>\$63,679</b>
CO22	Santa Maria Urb. Area- Street repair/various locations /state exchange funds FY06/07-21/22	\$0	\$90,565	<b>\$90,565</b>
CO23	Santa Barbara Urb. Area- Street repair/various locations w/ annual LSTP\state exchange funds FY06/07-21/22	\$0	\$269,584	<b>\$269,584</b>
<b>Claimed from the County of Santa Barbara</b>				
N/A	County Non-Urbanized Area	-	\$187,849	<b>\$187,849</b>
N/A	Buellton	-	\$71,260	<b>\$71,260</b>
N/A	Guadalupe	-	\$118,497	<b>\$118,497</b>
N/A	Solvang	-	\$80,509	<b>\$80,509</b>
<b>TOTAL:</b>		<b>\$610,600</b>	<b>\$1,872,755</b>	<b>\$2,483,355</b>

## Appendix 8

### 2020/21-2025/26 Highway Bridge Program

See the appropriate FTIP/FSTIP for current funding commitments. This listing provides the backup project information to support the lump sum amounts programmed in the FTIP.

3/22/2022, 7:48 AM

- Notes:
- 1) This is the FTIP lump sum “backup” list for HBP funded projects. Please see the Local Assistance web site for the most current listings:  
  
[http://www.dot.ca.gov/hq/LocalPrograms/hbrr99/HBP\\_FSTIP.html](http://www.dot.ca.gov/hq/LocalPrograms/hbrr99/HBP_FSTIP.html)
  - 2) The purpose of this list is to show which projects being advanced by local agencies have met the eligibility requirements of the federal Highway Bridge Program and have been prioritized for funding by the Department in cooperation with local agencies for funding.
  - 3) Contractual funding levels are determined at time of federal authorization/obligation for given phase of work. For details see Chapter 3 of the Local Assistance Procedures Manual.
  - 4) For FTIP/FSTIP purposes, Federal Highway Bridge Program (HBP) funding constraint is managed by Caltrans.
  - 5) Prop 1B bond funds for the Local Seismic Safety Retrofit Program (LSSRP) used for matching federal funds are also managed by Caltrans.
  - 6) Financial constraint of LOCAL matching funds (including regional STIP funds) and LOCAL Advance Construction (AC) is the responsibility of the MPOs and their local agencies.
  - 7) Some projects show that they are programmed using State STP funds. These funds are HBP funds transferred to the STP for bridge work that is not ordinarily eligible for HBP funds. See the HB Program Guidelines for details. Do not confuse these STP funds with Regional STP funds.
  - 8) Corrections to this report should be addressed to the District Local Assistance Engineer:  
  
<https://dot.ca.gov/programs/local-assistance/other-important-issues/local-assistance-contacts>

## 2020/21-2025/26 Highway Bridge Program

See the appropriate FTIP/FSTIP for current funding commitments. This listing provides the backup project information to support the lump sum amounts programmed in the FTIP.

District: 05 County: Santa Barbara

Responsible Agency HBP-ID Project Description

Carpinteria 3525 BRIDGE NO. 51C0172, CARPINTERIA RD OVER CARPINTERIA CREEK, 0.2 MI S OF CASITAS PASS. Replace existing 2-lane (plus median) bridge with 2-lane (plus median) bridge (no added lanes)

Phase Summary:	Prior	20/21	21/22	22/23	23/24	24/25	25/26	Beyond	Total
PE	2,576,000								2,576,000
R/W	750,000	100,000	20,000						870,000
CON						14,000,850			14,000,850
Total	3,326,000	100,000	20,000			14,000,850			17,446,850
Fund Source Summary:	Prior	20/21	21/22	22/23	23/24	24/25	25/26	Beyond	Total
Fed \$	2,944,508	88,530	17,706			12,394,953			15,445,696
Local Match	381,492	11,470	2,294			1,605,897			2,001,154
LSSRP Bond									
Local AC									
Total	3,326,000	100,000	20,000			14,000,850			17,446,850
PE Summary:	Prior	20/21	21/22	22/23	23/24	24/25	25/26	Beyond	Total
Fed \$	2,280,533								2,280,533
Local Match	295,467								295,467
LSSRP Bond									
Local AC									
Total	2,576,000								2,576,000
R/W Summary:	Prior	20/21	21/22	22/23	23/24	24/25	25/26	Beyond	Total
Fed \$	663,975	88,530	17,706						770,211
Local Match	86,025	11,470	2,294						99,789
LSSRP Bond									
Local AC									
Total	750,000	100,000	20,000						870,000
CON Summary:	Prior	20/21	21/22	22/23	23/24	24/25	25/26	Beyond	Total
Fed \$						12,394,953			12,394,953
Local Match						1,605,897			1,605,897
LSSRP Bond									
Local AC									
Total						14,000,850			14,000,850

Project #: 5397(010)

## 2020/21-2025/26 Highway Bridge Program

See the appropriate FTIP/FSTIP for current funding commitments. This listing provides the backup project information to support the lump sum amounts programmed in the FTIP.

District: 05 County: Santa Barbara

Responsible Agency HBP-ID Project Description

Department of Parks and Recreation 4637 BRIDGE NO. PM00193, Bridge Preventive Maintenance Program (BPMP) for various State Parks bridges in District 5 - SBCAG Region. See Caltrans Local Assistance HBP website for backup list of projects.

Phase Summary:	Prior	20/21	21/22	22/23	23/24	24/25	25/26	Beyond	Total
PE					35,000				35,000
R/W									
CON								103,844	103,844
Total					35,000			103,844	138,844
Fund Source Summary:	Prior	20/21	21/22	22/23	23/24	24/25	25/26	Beyond	Total
Fed \$					28,000			83,075	111,075
Local Match					7,000			20,769	27,769
LSSRP Bond									
Local AC									
Total					35,000			103,844	138,844
PE Summary:	Prior	20/21	21/22	22/23	23/24	24/25	25/26	Beyond	Total
Fed \$					28,000				28,000
Local Match					7,000				7,000
LSSRP Bond									
Local AC									
Total					35,000				35,000
CON Summary:	Prior	20/21	21/22	22/23	23/24	24/25	25/26	Beyond	Total
Fed \$								83,075	83,075
Local Match								20,769	20,769
LSSRP Bond									
Local AC									
Total								103,844	103,844

Project #:

## 2020/21-2025/26 Highway Bridge Program

See the appropriate FTIP/FSTIP for current funding commitments. This listing provides the backup project information to support the lump sum amounts programmed in the FTIP.

District: 05      County: Santa Barbara

Responsible Agency      HBP-ID      Project Description

Goleta      3924      BRIDGE NO. 51C0027, HOLLISTER AVE, OVER SAN JOSE CREEK, 0.1 MI EAST KELLOG AVE. REPLACE 4-LANE BRIDGE WITH 4-LANE BRIDGE No added lane capacity.

Phase Summary:	Prior	20/21	21/22	22/23	23/24	24/25	25/26	Beyond	Total
PE	2,118,000		576,000						2,694,000
R/W	1,420,000	3,132,000							4,552,000
CON						15,755,550			15,755,550
<b>Total</b>	<b>3,538,000</b>	<b>3,132,000</b>	<b>576,000</b>			<b>15,755,550</b>			<b>23,001,550</b>

Fund Source Summary:	Prior	20/21	21/22	22/23	23/24	24/25	25/26	Beyond	Total
Fed \$	3,132,191	2,772,760	509,933			13,948,388			20,363,272
Local Match	405,809	359,240	66,067			1,807,162			2,638,278
LSSRP Bond									
Local AC									
<b>Total</b>	<b>3,538,000</b>	<b>3,132,000</b>	<b>576,000</b>			<b>15,755,550</b>			<b>23,001,550</b>

PE Summary:	Prior	20/21	21/22	22/23	23/24	24/25	25/26	Beyond	Total
Fed \$	1,875,065		509,933						2,384,998
Local Match	242,935		66,067						309,002
LSSRP Bond									
Local AC									
<b>Total</b>	<b>2,118,000</b>		<b>576,000</b>						<b>2,694,000</b>

R/W Summary:	Prior	20/21	21/22	22/23	23/24	24/25	25/26	Beyond	Total
Fed \$	1,257,126	2,772,760							4,029,886
Local Match	162,874	359,240							522,114
LSSRP Bond									
Local AC									
<b>Total</b>	<b>1,420,000</b>	<b>3,132,000</b>							<b>4,552,000</b>

CON Summary:	Prior	20/21	21/22	22/23	23/24	24/25	25/26	Beyond	Total
Fed \$						13,948,388			13,948,388
Local Match			-0			1,807,162			1,807,162
LSSRP Bond									
Local AC									
<b>Total</b>						<b>15,755,550</b>			<b>15,755,550</b>

Project #: 5481(013)

## 2020/21-2025/26 Highway Bridge Program

See the appropriate FTIP/FSTIP for current funding commitments. This listing provides the backup project information to support the lump sum amounts programmed in the FTIP.

District: 05 County: Santa Barbara

Responsible Agency HBP-ID Project Description

Santa Barbara 3839 BRIDGE NO. 51C0244, DE LA VINA ST, OVER MISSION CREEK, 0.1 MI N ALAMAR ST. Replace 3-lane bridge with 3-lane bridge

Phase Summary:	Prior	20/21	21/22	22/23	23/24	24/25	25/26	Beyond	Total
PE	1,000,000					369,000			1,369,000
R/W		500,000			3,500,000				4,000,000
CON								11,590,000	11,590,000
<b>Total</b>	<b>1,000,000</b>	<b>500,000</b>			<b>3,500,000</b>	<b>369,000</b>		<b>11,590,000</b>	<b>16,959,000</b>
Fund Source Summary:	Prior	20/21	21/22	22/23	23/24	24/25	25/26	Beyond	Total
Fed \$	885,300	442,650			3,098,550	326,676		10,260,627	15,013,803
Local Match	114,700	57,350			401,450	42,324		1,329,373	1,945,197
LSSRP Bond									
Local AC									
<b>Total</b>	<b>1,000,000</b>	<b>500,000</b>			<b>3,500,000</b>	<b>369,000</b>		<b>11,590,000</b>	<b>16,959,000</b>
PE Summary:	Prior	20/21	21/22	22/23	23/24	24/25	25/26	Beyond	Total
Fed \$	885,300					326,676			1,211,976
Local Match	114,700					42,324			157,024
LSSRP Bond									
Local AC									
<b>Total</b>	<b>1,000,000</b>					<b>369,000</b>			<b>1,369,000</b>
R/W Summary:	Prior	20/21	21/22	22/23	23/24	24/25	25/26	Beyond	Total
Fed \$		442,650			3,098,550				3,541,200
Local Match		57,350			401,450				458,800
LSSRP Bond									
Local AC									
<b>Total</b>		<b>500,000</b>			<b>3,500,000</b>				<b>4,000,000</b>
CON Summary:	Prior	20/21	21/22	22/23	23/24	24/25	25/26	Beyond	Total
Fed \$								10,260,627	10,260,627
Local Match								1,329,373	1,329,373
LSSRP Bond									
Local AC									
<b>Total</b>								<b>11,590,000</b>	<b>11,590,000</b>

Project #: 5007(071)

## 2020/21-2025/26 Highway Bridge Program

See the appropriate FTIP/FSTIP for current funding commitments. This listing provides the backup project information to support the lump sum amounts programmed in the FTIP.

District: 05 County: Santa Barbara

Responsible Agency HBP-ID Project Description

Santa Barbara 3980 BRIDGE NO. 51C0285, QUINIENTOS ST OVER SYCAMORE CREEK, SOLEDAD ST AND CANADA ST. Replace 2-lane bridge with 2-lane bridge 9/25/2012: Toll Credits programmed for PE, R/W, & CON.

Phase Summary:	Prior	20/21	21/22	22/23	23/24	24/25	25/26	Beyond	Total
PE	1,037,500								1,037,500
R/W	1,000,000								1,000,000
CON	5,107,375	130,000							5,237,375
<b>Total</b>	<b>7,144,875</b>	<b>130,000</b>							<b>7,274,875</b>
Fund Source Summary:	Prior	20/21	21/22	22/23	23/24	24/25	25/26	Beyond	Total
Fed \$	7,144,875	130,000							7,274,875
Local Match									
LSSRP Bond									
Local AC									
<b>Total</b>	<b>7,144,875</b>	<b>130,000</b>							<b>7,274,875</b>
PE Summary:	Prior	20/21	21/22	22/23	23/24	24/25	25/26	Beyond	Total
Fed \$	1,037,500								1,037,500
Local Match									
LSSRP Bond									
Local AC									
<b>Total</b>	<b>1,037,500</b>								<b>1,037,500</b>
R/W Summary:	Prior	20/21	21/22	22/23	23/24	24/25	25/26	Beyond	Total
Fed \$	1,000,000								1,000,000
Local Match									
LSSRP Bond									
Local AC									
<b>Total</b>	<b>1,000,000</b>								<b>1,000,000</b>
CON Summary:	Prior	20/21	21/22	22/23	23/24	24/25	25/26	Beyond	Total
Fed \$	5,107,375	130,000							5,237,375
Local Match									
LSSRP Bond									
Local AC									
<b>Total</b>	<b>5,107,375</b>	<b>130,000</b>							<b>5,237,375</b>

Project #:  

5007(063)
5007(091)

## 2020/21-2025/26 Highway Bridge Program

See the appropriate FTIP/FSTIP for current funding commitments. This listing provides the backup project information to support the lump sum amounts programmed in the FTIP.

District: 05      County: Santa Barbara

Responsible Agency      HBP-ID      Project Description

Santa Barbara      4283      BRIDGE NO. 51C0294, CARPINTERIA ST OVER SYCAMORE CREEK, BTWN SOLEDAD & CANADA ST.      Replace 2-lane bridge with 2-lane bridge Kelli Hill, 3/10/2015 10:03:40 AM.

Phase Summary:	Prior	20/21	21/22	22/23	23/24	24/25	25/26	Beyond	Total
PE	800,000					397,000			1,197,000
R/W					1,000,000				1,000,000
CON								6,412,500	6,412,500
<b>Total</b>	<b>800,000</b>				<b>1,000,000</b>	<b>397,000</b>		<b>6,412,500</b>	<b>8,609,500</b>
Fund Source Summary:	Prior	20/21	21/22	22/23	23/24	24/25	25/26	Beyond	Total
Fed \$	708,240				885,300	351,464		5,676,986	7,621,990
Local Match	91,760				114,700	45,536		735,514	987,510
LSSRP Bond									
Local AC									
<b>Total</b>	<b>800,000</b>				<b>1,000,000</b>	<b>397,000</b>		<b>6,412,500</b>	<b>8,609,500</b>
PE Summary:	Prior	20/21	21/22	22/23	23/24	24/25	25/26	Beyond	Total
Fed \$	708,240					351,464			1,059,704
Local Match	91,760					45,536			137,296
LSSRP Bond									
Local AC									
<b>Total</b>	<b>800,000</b>					<b>397,000</b>			<b>1,197,000</b>
R/W Summary:	Prior	20/21	21/22	22/23	23/24	24/25	25/26	Beyond	Total
Fed \$					885,300				885,300
Local Match					114,700				114,700
LSSRP Bond									
Local AC									
<b>Total</b>					<b>1,000,000</b>				<b>1,000,000</b>
CON Summary:	Prior	20/21	21/22	22/23	23/24	24/25	25/26	Beyond	Total
Fed \$								5,676,986	5,676,986
Local Match								735,514	735,514
LSSRP Bond									
Local AC									
<b>Total</b>								<b>6,412,500</b>	<b>6,412,500</b>

Project #: 5007(082)



## 2020/21-2025/26 Highway Bridge Program

See the appropriate FTIP/FSTIP for current funding commitments. This listing provides the backup project information to support the lump sum amounts programmed in the FTIP.

District: 05      County: Santa Barbara

Responsible Agency      HBP-ID      Project Description

Santa Barbara      3838      BRIDGE NO. 51C0301, DE LA GUERRA ST OVER MISSION CREEK, BTWN CASTILLO & BATH ST.      Replace 2-lane bridge with 2-lane bridge

Phase Summary:	Prior	20/21	21/22	22/23	23/24	24/25	25/26	Beyond	Total
PE	975,000	95,000							1,070,000
R/W	1,000,000								1,000,000
CON	4,390,000		2,223,500						6,613,500
<b>Total</b>	<b>6,365,000</b>	<b>95,000</b>	<b>2,223,500</b>						<b>8,683,500</b>

Fund Source Summary:	Prior	20/21	21/22	22/23	23/24	24/25	25/26	Beyond	Total
Fed \$	5,634,935	84,104	1,968,465						7,687,503
Local Match	730,066	10,897	255,035						995,997
LSSRP Bond									
Local AC									
<b>Total</b>	<b>6,365,000</b>	<b>95,000</b>	<b>2,223,500</b>						<b>8,683,500</b>

PE Summary:	Prior	20/21	21/22	22/23	23/24	24/25	25/26	Beyond	Total
Fed \$	863,168	84,104							947,271
Local Match	111,833	10,897							122,729
LSSRP Bond									
Local AC									
<b>Total</b>	<b>975,000</b>	<b>95,000</b>							<b>1,070,000</b>

R/W Summary:	Prior	20/21	21/22	22/23	23/24	24/25	25/26	Beyond	Total
Fed \$	885,300								885,300
Local Match	114,700								114,700
LSSRP Bond									
Local AC									
<b>Total</b>	<b>1,000,000</b>								<b>1,000,000</b>

CON Summary:	Prior	20/21	21/22	22/23	23/24	24/25	25/26	Beyond	Total
Fed \$	3,886,467		1,968,465						5,854,932
Local Match	503,533		255,035						758,568
LSSRP Bond									
Local AC									
<b>Total</b>	<b>4,390,000</b>		<b>2,223,500</b>						<b>6,613,500</b>

Project #:  

5007(055)
5007(098)

## 2020/21-2025/26 Highway Bridge Program

See the appropriate FTIP/FSTIP for current funding commitments. This listing provides the backup project information to support the lump sum amounts programmed in the FTIP.

District: 05      County: Santa Barbara

Responsible Agency      HBP-ID      Project Description

Santa Barbara      4480      BRIDGE NO. PM00154, Bridge Preventive Maintenance Program (BPMP) various bridges in the City of Santa Barbara. See Caltrans Local Assistance HBP website for backup list of projects.

Phase Summary:	Prior	20/21	21/22	22/23	23/24	24/25	25/26	Beyond	Total
PE	110,500								110,500
R/W									
CON								460,625	460,625
<b>Total</b>	<b>110,500</b>							<b>460,625</b>	<b>571,125</b>
Fund Source Summary:	Prior	20/21	21/22	22/23	23/24	24/25	25/26	Beyond	Total
Fed \$	97,826							407,791	505,617
Local Match	12,674							52,834	65,508
LSSRP Bond									
Local AC									
<b>Total</b>	<b>110,500</b>							<b>460,625</b>	<b>571,125</b>
PE Summary:	Prior	20/21	21/22	22/23	23/24	24/25	25/26	Beyond	Total
Fed \$	97,826								97,826
Local Match	12,674								12,674
LSSRP Bond									
Local AC									
<b>Total</b>	<b>110,500</b>								<b>110,500</b>
CON Summary:	Prior	20/21	21/22	22/23	23/24	24/25	25/26	Beyond	Total
Fed \$								407,791	407,791
Local Match								52,834	52,834
LSSRP Bond									
Local AC									
<b>Total</b>								<b>460,625</b>	<b>460,625</b>

Project #: 5007(075)

## 2020/21-2025/26 Highway Bridge Program

See the appropriate FTIP/FSTIP for current funding commitments. This listing provides the backup project information to support the lump sum amounts programmed in the FTIP.

District: 05 County: Santa Barbara

Responsible Agency HBP-ID Project Description

Santa Barbara County 3663 BRIDGE NO. 00L0047, FOOTHILL ROAD OVER CUYAMA RIVER. Construct new 2-lane bridge to replace existing 2-lane low-water crossing 9/21/2010: Toll Credits programmed for PE, R/W, & CON.

Phase Summary:	Prior	20/21	21/22	22/23	23/24	24/25	25/26	Beyond	Total
PE	1,985,000								1,985,000
R/W	600,000								600,000
CON		20,100,000				750,000			20,850,000
<b>Total</b>	<b>2,585,000</b>	<b>20,100,000</b>				<b>750,000</b>			<b>23,435,000</b>
Fund Source Summary:	Prior	20/21	21/22	22/23	23/24	24/25	25/26	Beyond	Total
Fed \$	2,585,000		11,000,000	9,100,000		750,000			23,435,000
Local Match									
LSSRP Bond									
Local AC		20,100,000	-11,000,000	-9,100,000					
<b>Total</b>	<b>2,585,000</b>	<b>20,100,000</b>				<b>750,000</b>			<b>23,435,000</b>
PE Summary:	Prior	20/21	21/22	22/23	23/24	24/25	25/26	Beyond	Total
Fed \$	1,985,000								1,985,000
Local Match									
LSSRP Bond									
Local AC									
<b>Total</b>	<b>1,985,000</b>								<b>1,985,000</b>
R/W Summary:	Prior	20/21	21/22	22/23	23/24	24/25	25/26	Beyond	Total
Fed \$	600,000								600,000
Local Match									
LSSRP Bond									
Local AC									
<b>Total</b>	<b>600,000</b>								<b>600,000</b>
CON Summary:	Prior	20/21	21/22	22/23	23/24	24/25	25/26	Beyond	Total
Fed \$			11,000,000	9,100,000		750,000			20,850,000
Local Match									
LSSRP Bond									
Local AC		20,100,000	-11,000,000	-9,100,000					
<b>Total</b>		<b>20,100,000</b>				<b>750,000</b>			<b>20,850,000</b>

Project #:  
NBIL(512)

## 2020/21-2025/26 Highway Bridge Program

See the appropriate FTIP/FSTIP for current funding commitments. This listing provides the backup project information to support the lump sum amounts programmed in the FTIP.

District: 05 County: Santa Barbara

Responsible Agency HBP-ID Project Description

Santa Barbara County 3909 BRIDGE NO. 00L0063, REFUGIO ROAD OVER REFUGIO CREEK 3.0 mile North of SR101. Construct new 2-Lane bridge to replace existing 2-lane low-water crossing 2/23/2012: Toll Credits programmed for PE, R/W, & CON.

Phase Summary:	Prior	20/21	21/22	22/23	23/24	24/25	25/26	Beyond	Total
PE					450,642				450,642
R/W								50,000	50,000
CON								1,610,385	1,610,385
Total					450,642			1,660,385	2,111,027
Fund Source Summary:	Prior	20/21	21/22	22/23	23/24	24/25	25/26	Beyond	Total
Fed \$					450,642			1,660,385	2,111,027
Local Match									
LSSRP Bond									
Local AC									
Total					450,642			1,660,385	2,111,027
PE Summary:	Prior	20/21	21/22	22/23	23/24	24/25	25/26	Beyond	Total
Fed \$					450,642				450,642
Local Match									
LSSRP Bond									
Local AC									
Total					450,642				450,642
R/W Summary:	Prior	20/21	21/22	22/23	23/24	24/25	25/26	Beyond	Total
Fed \$								50,000	50,000
Local Match									
LSSRP Bond									
Local AC									
Total								50,000	50,000
CON Summary:	Prior	20/21	21/22	22/23	23/24	24/25	25/26	Beyond	Total
Fed \$								1,610,385	1,610,385
Local Match									
LSSRP Bond									
Local AC									
Total								1,610,385	1,610,385

Project #:  
NBIL(548)

## 2020/21-2025/26 Highway Bridge Program

See the appropriate FTIP/FSTIP for current funding commitments. This listing provides the backup project information to support the lump sum amounts programmed in the FTIP.

District: 05 County: Santa Barbara

Responsible Agency HBP-ID Project Description

Santa Barbara County 3910 BRIDGE NO. 00L0064, REFUGIO ROAD OVER REFUGIO CREEK 3.1 mile North of SR101. Construct new 2-lane bridge to replace existing 2-lane low-water crossing 2/23/2012: Toll Credits programmed for PE, R/W, & CON. 10/19/2021: Toll credits for PE, R/W, and CON deleted.

Phase Summary:	Prior	20/21	21/22	22/23	23/24	24/25	25/26	Beyond	Total
PE					520,845				520,845
R/W								50,000	50,000
CON								1,861,257	1,861,257
Total					520,845			1,911,257	2,432,102
Fund Source Summary:	Prior	20/21	21/22	22/23	23/24	24/25	25/26	Beyond	Total
Fed \$					461,104			1,692,036	2,153,140
Local Match					59,741			219,221	278,962
LSSRP Bond									
Local AC									
Total					520,845			1,911,257	2,432,102
PE Summary:	Prior	20/21	21/22	22/23	23/24	24/25	25/26	Beyond	Total
Fed \$					461,104				461,104
Local Match					59,741				59,741
LSSRP Bond									
Local AC									
Total					520,845				520,845
R/W Summary:	Prior	20/21	21/22	22/23	23/24	24/25	25/26	Beyond	Total
Fed \$								44,265	44,265
Local Match								5,735	5,735
LSSRP Bond									
Local AC									
Total								50,000	50,000
CON Summary:	Prior	20/21	21/22	22/23	23/24	24/25	25/26	Beyond	Total
Fed \$								1,647,771	1,647,771
Local Match								213,486	213,486
LSSRP Bond									
Local AC									
Total								1,861,257	1,861,257

Project #:

NBIL(551)

## 2020/21-2025/26 Highway Bridge Program

See the appropriate FTIP/FSTIP for current funding commitments. This listing provides the backup project information to support the lump sum amounts programmed in the FTIP.

District: 05 County: Santa Barbara

Responsible Agency HBP-ID Project Description

Santa Barbara County 3911 BRIDGE NO. 00L0065, REFUGIO ROAD OVER REFUGIO CREEK 3.2 mile North of SR101. Construct new 2-lane bridge to replace existing 2-lane low-water crossing 2/23/2012: Toll Credits programmed for PE, R/W, & CON.

Phase Summary:	Prior	20/21	21/22	22/23	23/24	24/25	25/26	Beyond	Total
PE					280,895				280,895
R/W								50,000	50,000
CON								1,003,787	1,003,787
Total					280,895			1,053,787	1,334,682
Fund Source Summary:	Prior	20/21	21/22	22/23	23/24	24/25	25/26	Beyond	Total
Fed \$					280,895			1,053,787	1,334,682
Local Match									
LSSRP Bond									
Local AC									
Total					280,895			1,053,787	1,334,682
PE Summary:	Prior	20/21	21/22	22/23	23/24	24/25	25/26	Beyond	Total
Fed \$					280,895				280,895
Local Match									
LSSRP Bond									
Local AC									
Total					280,895				280,895
R/W Summary:	Prior	20/21	21/22	22/23	23/24	24/25	25/26	Beyond	Total
Fed \$								50,000	50,000
Local Match									
LSSRP Bond									
Local AC									
Total								50,000	50,000
CON Summary:	Prior	20/21	21/22	22/23	23/24	24/25	25/26	Beyond	Total
Fed \$								1,003,787	1,003,787
Local Match									
LSSRP Bond									
Local AC									
Total								1,003,787	1,003,787

Project #:  
NBIL(549)

## 2020/21-2025/26 Highway Bridge Program

See the appropriate FTIP/FSTIP for current funding commitments. This listing provides the backup project information to support the lump sum amounts programmed in the FTIP.

District: 05 County: Santa Barbara

Responsible Agency HBP-ID Project Description

Santa Barbara County 3912 BRIDGE NO. 00L0066, REFUGIO ROAD OVER REFUGIO CREEK 3.3 mile North of SR 101. Construct new 2-lane bridge to replace existing 2-lane low-water crossing 2/23/2012: Toll Credits programmed for PE, R/W, & CON.

Phase Summary:	Prior	20/21	21/22	22/23	23/24	24/25	25/26	Beyond	Total
PE					312,339				312,339
R/W								50,000	50,000
CON								1,116,153	1,116,153
Total					312,339			1,166,153	1,478,492
Fund Source Summary:	Prior	20/21	21/22	22/23	23/24	24/25	25/26	Beyond	Total
Fed \$					312,339			1,166,153	1,478,492
Local Match									
LSSRP Bond									
Local AC									
Total					312,339			1,166,153	1,478,492
PE Summary:	Prior	20/21	21/22	22/23	23/24	24/25	25/26	Beyond	Total
Fed \$					312,339				312,339
Local Match									
LSSRP Bond									
Local AC									
Total					312,339				312,339
R/W Summary:	Prior	20/21	21/22	22/23	23/24	24/25	25/26	Beyond	Total
Fed \$								50,000	50,000
Local Match									
LSSRP Bond									
Local AC									
Total								50,000	50,000
CON Summary:	Prior	20/21	21/22	22/23	23/24	24/25	25/26	Beyond	Total
Fed \$								1,116,153	1,116,153
Local Match									
LSSRP Bond									
Local AC									
Total								1,116,153	1,116,153

Project #:  
NBIL(550)

## 2020/21-2025/26 Highway Bridge Program

See the appropriate FTIP/FSTIP for current funding commitments. This listing provides the backup project information to support the lump sum amounts programmed in the FTIP.

District: 05 County: Santa Barbara

Responsible Agency HBP-ID Project Description

Santa Barbara County 3914 BRIDGE NO. 00L0068, MOUNTAIN DRIVE OVER COLD SPRINGS CREEK. Construct new 2-lane bridge to replace existing 2-lane low-water crossing 2/23/2012: Toll Credits programmed for PE, R/W, & CON.

Phase Summary:	Prior	20/21	21/22	22/23	23/24	24/25	25/26	Beyond	Total
PE	767,184		625,000						1,392,184
R/W		50,000							50,000
CON								4,505,200	4,505,200
<b>Total</b>	<b>767,184</b>	<b>50,000</b>	<b>625,000</b>					<b>4,505,200</b>	<b>5,947,384</b>
Fund Source Summary:	Prior	20/21	21/22	22/23	23/24	24/25	25/26	Beyond	Total
Fed \$	767,184		675,000					4,505,200	5,947,384
Local Match									
LSSRP Bond									
Local AC		50,000	-50,000						
<b>Total</b>	<b>767,184</b>	<b>50,000</b>	<b>625,000</b>					<b>4,505,200</b>	<b>5,947,384</b>
PE Summary:	Prior	20/21	21/22	22/23	23/24	24/25	25/26	Beyond	Total
Fed \$	767,184		625,000						1,392,184
Local Match									
LSSRP Bond									
Local AC									
<b>Total</b>	<b>767,184</b>		<b>625,000</b>						<b>1,392,184</b>
R/W Summary:	Prior	20/21	21/22	22/23	23/24	24/25	25/26	Beyond	Total
Fed \$			50,000						50,000
Local Match									
LSSRP Bond									
Local AC		50,000	-50,000						
<b>Total</b>		<b>50,000</b>							<b>50,000</b>
CON Summary:	Prior	20/21	21/22	22/23	23/24	24/25	25/26	Beyond	Total
Fed \$								4,505,200	4,505,200
Local Match									
LSSRP Bond									
Local AC									
<b>Total</b>								<b>4,505,200</b>	<b>4,505,200</b>

Project #:  
NBIL(526)



## 2020/21-2025/26 Highway Bridge Program

See the appropriate FTIP/FSTIP for current funding commitments. This listing provides the backup project information to support the lump sum amounts programmed in the FTIP.

District: 05 County: Santa Barbara

Responsible Agency HBP-ID Project Description

Santa Barbara County 2388 BRIDGE NO. 51C0006, FLORADALE AVE, OVER SANTA YNEZ RIVER, 0.8 MI N CENTRAL AVE. Bridge replacement with contribution from LSSRP Seismic Retrofit program.

Phase Summary:	Prior	20/21	21/22	22/23	23/24	24/25	25/26	Beyond	Total
PE	2,918,459								2,918,459
R/W	260,000								260,000
CON		16,000,000		2,750,000	500,000				19,250,000
<b>Total</b>	<b>3,178,459</b>	<b>16,000,000</b>		<b>2,750,000</b>	<b>500,000</b>				<b>22,428,459</b>

Fund Source Summary:	Prior	20/21	21/22	22/23	23/24	24/25	25/26	Beyond	Total
Fed \$	2,564,945		8,521,013	8,078,363	442,650				19,606,970
Local Match	583,692	1,835,200	-611,351	315,425	57,350				2,180,316
LSSRP Bond	29,822		611,351						641,173
Local AC		14,164,800	-8,521,013	-5,643,788					
<b>Total</b>	<b>3,178,459</b>	<b>16,000,000</b>		<b>2,750,000</b>	<b>500,000</b>				<b>22,428,459</b>

PE Summary:	Prior	20/21	21/22	22/23	23/24	24/25	25/26	Beyond	Total
Fed \$	2,334,767								2,334,767
Local Match	583,692								583,692
LSSRP Bond									
Local AC									
<b>Total</b>	<b>2,918,459</b>								<b>2,918,459</b>

R/W Summary:	Prior	20/21	21/22	22/23	23/24	24/25	25/26	Beyond	Total
Fed \$	230,178								230,178
Local Match									
LSSRP Bond	29,822								29,822
Local AC									
<b>Total</b>	<b>260,000</b>								<b>260,000</b>

CON Summary:	Prior	20/21	21/22	22/23	23/24	24/25	25/26	Beyond	Total
Fed \$			8,521,013	8,078,363	442,650				17,042,025
Local Match		1,835,200	-611,351	315,425	57,350				1,596,624
LSSRP Bond			611,351						611,351
Local AC		14,164,800	-8,521,013	-5,643,788					
<b>Total</b>		<b>16,000,000</b>		<b>2,750,000</b>	<b>500,000</b>				<b>19,250,000</b>

Project #:  
5951(060)

## 2020/21-2025/26 Highway Bridge Program

See the appropriate FTIP/FSTIP for current funding commitments. This listing provides the backup project information to support the lump sum amounts programmed in the FTIP.

District: 05      County: Santa Barbara

Responsible Agency      HBP-ID      Project Description

Santa Barbara County      3653      BRIDGE NO. 51C0137, FERNALD PT LN OVER ROMERO CREEK, S OF US 101 AT MONTECITO.      Replace 2-lane bridge with 2-lane bridge  
9/20/2010: Toll Credits programmed for PE, R/W, & CON.

Phase Summary:	Prior	20/21	21/22	22/23	23/24	24/25	25/26	Beyond	Total
PE	885,000		32,000						917,000
R/W	1,250,000	450,000							1,700,000
CON	2,461,747		1,228,253						3,690,000
<b>Total</b>	<b>4,596,747</b>	<b>450,000</b>	<b>1,260,253</b>						<b>6,307,000</b>

Fund Source Summary:	Prior	20/21	21/22	22/23	23/24	24/25	25/26	Beyond	Total
Fed \$	2,135,000	2,911,747	1,260,253						6,307,000
Local Match									
LSSRP Bond									
Local AC	2,461,747	-2,461,747							
<b>Total</b>	<b>4,596,747</b>	<b>450,000</b>	<b>1,260,253</b>						<b>6,307,000</b>

PE Summary:	Prior	20/21	21/22	22/23	23/24	24/25	25/26	Beyond	Total
Fed \$	885,000		32,000						917,000
Local Match									
LSSRP Bond									
Local AC									
<b>Total</b>	<b>885,000</b>		<b>32,000</b>						<b>917,000</b>

R/W Summary:	Prior	20/21	21/22	22/23	23/24	24/25	25/26	Beyond	Total
Fed \$	1,250,000	450,000							1,700,000
Local Match									
LSSRP Bond									
Local AC									
<b>Total</b>	<b>1,250,000</b>	<b>450,000</b>							<b>1,700,000</b>

CON Summary:	Prior	20/21	21/22	22/23	23/24	24/25	25/26	Beyond	Total
Fed \$		2,461,747	1,228,253						3,690,000
Local Match									
LSSRP Bond									
Local AC	2,461,747	-2,461,747							
<b>Total</b>	<b>2,461,747</b>		<b>1,228,253</b>						<b>3,690,000</b>

**Project #:**  

5951(141)
5951(171)

## 2020/21-2025/26 Highway Bridge Program

See the appropriate FTIP/FSTIP for current funding commitments. This listing provides the backup project information to support the lump sum amounts programmed in the FTIP.

District: 05      County: Santa Barbara

Responsible Agency      HBP-ID      Project Description

Santa Barbara County      4000      BRIDGE NO. 51C0230, BONITA SCHOOL ROAD, OVER SANTA MARIA RIVER, 0.3 MI N SR 166. Replace 2-lane bridge with 2-lane bridge  
10/1/2012: Toll Credits programmed for PE, R/W, & CON. Caltrans/City High Cost Project Agreement is required to program CON federal funds  
within 4 year element of MTIP.

Phase Summary:	Prior	20/21	21/22	22/23	23/24	24/25	25/26	Beyond	Total
PE	1,700,000		1,300,000		3,000,000			1,719,000	7,719,000
R/W			550,000						550,000
CON								43,226,400	43,226,400
<b>Total</b>	<b>1,700,000</b>		<b>1,850,000</b>		<b>3,000,000</b>			<b>44,945,400</b>	<b>51,495,400</b>
Fund Source Summary:	Prior	20/21	21/22	22/23	23/24	24/25	25/26	Beyond	Total
Fed \$	1,700,000		1,850,000		3,000,000			44,945,400	51,495,400
Local Match									
LSSRP Bond									
Local AC									
<b>Total</b>	<b>1,700,000</b>		<b>1,850,000</b>		<b>3,000,000</b>			<b>44,945,400</b>	<b>51,495,400</b>
PE Summary:	Prior	20/21	21/22	22/23	23/24	24/25	25/26	Beyond	Total
Fed \$	1,700,000		1,300,000		3,000,000			1,719,000	7,719,000
Local Match									
LSSRP Bond									
Local AC									
<b>Total</b>	<b>1,700,000</b>		<b>1,300,000</b>		<b>3,000,000</b>			<b>1,719,000</b>	<b>7,719,000</b>
R/W Summary:	Prior	20/21	21/22	22/23	23/24	24/25	25/26	Beyond	Total
Fed \$			550,000						550,000
Local Match									
LSSRP Bond									
Local AC									
<b>Total</b>			<b>550,000</b>						<b>550,000</b>
CON Summary:	Prior	20/21	21/22	22/23	23/24	24/25	25/26	Beyond	Total
Fed \$								43,226,400	43,226,400
Local Match									
LSSRP Bond									
Local AC									
<b>Total</b>								<b>43,226,400</b>	<b>43,226,400</b>

Project #:  
5951(151)

## 2020/21-2025/26 Highway Bridge Program

See the appropriate FTIP/FSTIP for current funding commitments. This listing provides the backup project information to support the lump sum amounts programmed in the FTIP.

District: 05 County: Santa Barbara

Responsible Agency HBP-ID Project Description

Santa Maria 4503 BRIDGE NO. PM00158, Bridge Preventive Maintenance Program (BPMP) various bridges in the City of Santa Maria. See Caltrans Local Assistance HBP website for backup list of projects.

Phase Summary:	Prior	20/21	21/22	22/23	23/24	24/25	25/26	Beyond	Total
PE	56,000								56,000
R/W									
CON								223,700	223,700
Total	56,000							223,700	279,700
Fund Source Summary:	Prior	20/21	21/22	22/23	23/24	24/25	25/26	Beyond	Total
Fed \$	49,577							198,042	247,618
Local Match	6,423							25,658	32,082
LSSRP Bond									
Local AC									
Total	56,000							223,700	279,700
PE Summary:	Prior	20/21	21/22	22/23	23/24	24/25	25/26	Beyond	Total
Fed \$	49,577								49,577
Local Match	6,423								6,423
LSSRP Bond									
Local AC									
Total	56,000								56,000
CON Summary:	Prior	20/21	21/22	22/23	23/24	24/25	25/26	Beyond	Total
Fed \$								198,042	198,042
Local Match								25,658	25,658
LSSRP Bond									
Local AC									
Total								223,700	223,700

Project #: 5138(054)

## 2020/21-2025/26 Highway Bridge Program

See the appropriate FTIP/FSTIP for current funding commitments. This listing provides the backup project information to support the lump sum amounts programmed in the FTIP.

District: 05      County: Santa Barbara

Responsible Agency      HBP-ID    Project Description

---

**MPO Summary:** Santa Barbara County Association Of Governments

Number of Projects: 18

**Totals:**

	Prior	20/21	21/22	22/23	23/24	24/25	25/26	Beyond	Total
Fed \$	30,349,581	6,429,790	25,802,369	17,178,363	8,959,480	27,771,481		71,649,482	188,140,545
Local Match	2,326,616	2,274,157	-287,954	315,425	640,241	3,500,919		2,383,369	11,152,772
LSSRP Bond	29,822		611,351						641,173
Local AC	2,461,747	31,853,053	-19,571,013	-14,743,788					
Total for all Phases	35,167,765	40,557,000	6,554,753	2,750,000	9,599,721	31,272,400		74,032,851	199,934,490

## **FOR DRAFT REVIEW ONLY --- 2020/21-2025/26 Highway Bridge Program**

7/19/2022, 2:38 PM

- Notes:
- 1) MPOs/RTPA's must not use this listing for programming the RTIP.
  - 2) This is NOT an approved listing for use in developing the FTIP/FSTIP. See the HBP web site for the official proposed FTIP/FSTIP program listings:

Note id: 18

# FOR DRAFT REVIEW ONLY --- 2020/21-2025/26 Highway Bridge Program

District: 05 County: Santa Barbara

Responsible Agency HBP-ID Project Description

Santa Barbara 4283 BRIDGE NO. 51C0294, CARPINTERIA ST OVER SYCAMORE CREEK, BTWN SOLEDAD & CANADA ST. Replace 2-lane bridge with 2-lane bridge Kelli Hill, 3/10/2015 10:03:40 AM.

Project #:

5007(082)

Phase Summary:	Prior	20/21	21/22	22/23	23/24	24/25	25/26	Beyond	Total
PE	800,000					397,000			1,197,000
R/W			1,000,000						1,000,000
CON								6,412,500	6,412,500
Total	800,000		1,000,000			397,000		6,412,500	8,609,500

Fund Source Summary:	Prior	20/21	21/22	22/23	23/24	24/25	25/26	Beyond	Total
Fed \$	708,240				885,300	351,464		5,676,986	7,621,990
Local Match	91,760		114,700			45,536		735,514	987,510
LSSRP Bond									
Local AC			885,300		-885,300				
Total	800,000		1,000,000			397,000		6,412,500	8,609,500

PE Summary:	Prior	20/21	21/22	22/23	23/24	24/25	25/26	Beyond	Total
Fed \$	708,240					351,464			1,059,704
Local Match	91,760					45,536			137,296
LSSRP Bond									
Local AC									
Total	800,000					397,000			1,197,000

R/W Summary:	Prior	20/21	21/22	22/23	23/24	24/25	25/26	Beyond	Total
Fed \$					885,300				885,300
Local Match			114,700						114,700
LSSRP Bond									
Local AC			885,300		-885,300				
Total			1,000,000						1,000,000

CON Summary:	Prior	20/21	21/22	22/23	23/24	24/25	25/26	Beyond	Total
Fed \$								5,676,986	5,676,986
Local Match								735,514	735,514
LSSRP Bond									
Local AC									
Total								6,412,500	6,412,500

# FOR DRAFT REVIEW ONLY --- 2020/21-2025/26 Highway Bridge Program

District: 05      County: Santa Barbara

Responsible Agency      HBP-ID    Project Description

---

**MPO Summary:** Santa Barbara County Association Of Governments

Number of Projects: 1

**Totals:**

	Prior	20/21	21/22	22/23	23/24	24/25	25/26	Beyond	Total
Fed \$	708,240				885,300	351,464		5,676,986	7,621,990
Local Match	91,760		114,700			45,536		735,514	987,510
LSSRP Bond									
Local AC			885,300		-885,300				
Total for all Phases	800,000		1,000,000			397,000		6,412,500	8,609,500



**2020/21-2025/26 Highway Bridge Program**

Number of Projects: 18

	<b>20/21</b>	<b>21/22</b>	<b>22/23</b>	<b>23/24</b>	<b>24/25</b>	<b>25/26</b>	<b>TOTAL</b>
<b>Fed\$</b>	\$6,429,790	\$25,802,369	\$17,178,363	\$8,959,480	\$27,771,481		\$86,141,483
<b>Local Match</b>	\$2,274,157	-\$173,254	\$315,425	\$754,941	\$3,500,919		\$6,672,188
<b>LSSRP Bond</b>		\$611,351					\$611,351
<b>Local AC</b>	\$31,853,053	-\$18,685,713	-\$14,743,788	-\$885,300			-\$2,461,748
<b>Total</b>	\$40,557,000	\$7,554,753	<b>\$2,750,000</b>	<b>\$8,829,121</b>	<b>\$31,272,400</b>	<b>\$0</b>	\$90,963,274

\*Cells highlighted reflect changes for Carpinteria Bridge 51C-0294 project 5007(082).

# **APPENDIX 9**

## **Annual Listing of Federally Obligated Projects in Santa Barbara County Federal Fiscal Year 2021**

(October 1, 2020 to September 30, 2021)



## **Annual List of Projects with Federal Funding for Federal Fiscal Year 2021**

Federal law requires SBCAG to publish an annual list of projects for which federal funds have been obligated in the preceding year for public review, as a record of project delivery and a progress report for public information and disclosure.

This report indicates that approximately \$134 million in federal funds were obligated for 55 transportation projects in Santa Barbara County between October 1, 2020 and September 30, 2021. The federal funding consisted of \$97 million of Federal Highway Administration (FHWA) funds for road, bicycle/pedestrian facilities, transportation enhancements, and air quality projects and \$37 million in Federal Transit Administration (FTA) funds for transit projects.

The breakdown of expenditures by project type is as follows:

<b>Project Type</b>	<b>Number of Projects</b>	<b>Federal Funding (obligated or deobligated)</b>	<b>Percentage of Federal Funding</b>
Emergency Relief	1	\$ -0.88	0%
Bicycle/Pedestrian	5	\$ 1,764,662	1%
Bridge	26	\$ 40,916,905	30%
Road Operations and Maintenance	19	\$ 53,081,678	40%
Transit Capital and Operations	8	\$ 37,134,848	28%
Grants	4	\$ 1,377,804	1%
<b>Total:</b>	<b>55</b>	<b>\$ 134,27,896</b>	<b>100%</b>

The detailed listing of obligations is included in the following pages.

For more information about federally funded projects in Santa Barbara County, please visit the Archive Portal at SBCAG's webpage: <http://www.sbcaq.org/archive.html>

Project Number	MPO FTIP ID	Program Name	Project Sponsor	Description	Last Action Date	Federal Funds
<b>Emergency Relief</b>						
40A0006		EMERGENCY REL 2019 SUPPLEMENT		Paradise Road Repair Embankment and Roadway	5/11/2020	\$ 134,554.83
<b>Emergency Relief Fund Total</b>						<b>\$ 134,554.83</b>

Project Number	MPO FTIP ID	Program Name	Project Sponsor	Description	Last Action Date	Federal Funds
<b>Bridge</b>						
S001634		SURFACE TRANS BLOCK-FLEX EXT		On route 1 in Santa Barbara and San Luis Obispo counties at Santa maria river bridge/replace bridge. The project is located on route 1 in San Luis Obispo and Santa Barbara counties in and near Guadalupe between SB PM 50.3/50.6 and SLO PM 0.0/0.3. To remove and replace the existing scour critical Santa /maria bridge (49-0042) with a bridge adjacent to the existing alignment. The roadway will be reconstructed to conform to the existing highway just north and south of the bridge (TC).	3/5/2021	\$ 3,718,000.00
5007054	CT14	BRIDGE 85% ON/OFF S-LU EXT		Gutierrez St. bridge at Mission Creek (51C0132) in the city of Santa Barbara bridge replacement.	11/23/2020	\$ 213,370.28
5481013	CT14	NATIONAL HWY PERF PROGRAM EXT		Hollister avenue bridge #51C0027 bridge replacement.	3/16/2021	\$ (1.00)
5007061	CT14	STP OFF-SYSTEM BRIDGE		Anapamu St. Bridge 51C0314 @ Mission Creek in the city of Santa Barbara (toll credits) bridge replacement (TC).	10/22/2020	\$ (118,830.75)
5007060	CT14	SURFACE TRANS FLEX - MAP-21		Seven bridges in the city of Santa Barbara PM 00078 = 51C0056, 51C0290, 51C0133, 51C0243, 51C0249, 51C0261, 51C0289 bridge preventive maintenance.	5/27/2021	\$ (7,582.12)
5007054	CT14	SURFACE TRANS FLEX-MAP-21 EXT		Gutierrez St bridge at Mission Creek (51C0132) in the city of Santa Barbara bridge replacement.	11/23/2020	\$ (169,153.17)
5007055	CT14	SURFACE TRANS FLEX-MAP-21 EXT		De la Guerra St at Mission Creek in Santa Barbara (51C0301) bridge replacement.	2/1/2021	\$ (668,402.00)
5951139	CT14	BR REP & REH 20% ON/OFF-TEA21		SB County bridge #51C0163 only bridge preventive maintenance.	12/11/2020	\$ (1.72)
5951176	CT14	REPURPOSED EARMARK FORMULA		Constellation road between Northoaks Dr & Burton Mesa Blvd. near Lompoc in Santa Barbara County. HMA grind and overlay.	9/16/2021	\$ 481,933.00
5951176	CT14	REPURPOSED EARMARK SPECIAL		Constellation road between Northoaks Dr & Burton Mesa Blvd near Lompoc in Santa Barbara County. HMA grind and overlay.	9/16/2021	\$ 160,679.12
5007054	CT14	NATIONAL HIGHWAY PERF FAST		Gutierrez St bridge at Mission Creek (51C0132) in the city of Santa Barbara bridge replacement.	11/23/2020	\$ (173,594.42)
5951139	CT14	NATIONAL HIGHWAY PERF FAST		SB County Bridge #51C0163 only bridge preventive maintenance	12/11/2020	\$ (1,201.38)
Q101300		NATIONAL HIGHWAY PERF FAST		In Santa Barbara County near Goleta at Refugio Road undercrossing No. 51-0215 l/r. Bridge scour mitigation (TC).	1/14/2021	\$ 990,000.00
5007061	CT14	STBG FAST OFF-SYSTEM BRIDGE		Anapamu St. Bridge 51C0314 @ Mission Creek in the city of Santa Barbara (toll credits) bridge replacement (TC).	10/22/2020	\$ (408,488.25)

5007063	CT14	STBG FAST OFF-SYSTEM BRIDGE	Quinientos St. at Sycamore Creek in the city of Santa Barbara bridge replacement (TC).	4/21/2021	\$ (250,000.00)
5007054	CT14	SURFACE TRANSP BLOCK GRYS-FLEX	Gutierrez St bridge at Mission Creek (51C0132) in the city of Santa Barbara bridge replacement.	11/23/2020	\$ (13,140.80)
S154001	SHOPP1	SURFACE TRANS BLOCK-FLEX EXT	On State Route: 154. Santa Barbara County about 9 miles north of Santa Barbara from 1.4 miles south of paradise road to 0.2 mile north of Stagecoach Road install inspection access system and paint Cold Spring Canyon Bridge (BR NO. 51-0037).	6/28/2021	\$ 10,496,800.00
X083019	SHOPP1	SURFACE TRANS BLOCK-FLEX EXT	On state route: 101, 135. Santa Barbara county at los alamos on route 101 from 0.3 mile south to 0.3 mile north of route 101/135 separation and on route 135 at route 101/135 separation replace route 101/135 separation (BR NO. 51-0073L/R).	6/28/2021	\$ 13,906,400.00
5007091	CT14	STBG FAST OFF-SYS BRIDGE EXT	Quinientos St at Sycamore Creek in the city of Santa Barbara (51c0285) bridge replacement mitigation & monitoring (TC)	1/22/2021	\$ 130,000.00
5951141	CT14	STBG FAST OFF-SYS BRIDGE EXT	Fernald pt. Ln. Bridge #51C0137 @ Romero Crk in Santa Barbara County Bridge Replacement (TC).	2/2/2021	\$ 450,000.00
5951141	CT14	STBG FAST OFF-SYS BRIDGE EXT	Fernald pt. Ln. Bridge #51C0137 @ Romero Crk in Santa Barbara County Bridge Replacement (TC).	4/8/2021	\$ 2,461,747.00
<b>Bridge Total</b>					<b>\$ 40,916,905</b>

Project Number	MPO FTIP ID	Program Name	Project Sponsor	Description	Last Action Date	Federal Funds
<b>Road Operations and Maintenance</b>						
6205026	CT126	HIGHWAY INFRA 5K TO 200K POP		On state route: 101. In Santa Barbara County, in and near Summerland from 0.2 mi north of Padaro Lane overcrossing to San Ysidro Creek Bridge. Reconstruct pavement with continuously reinforced concrete pavement (CRCP) and construct new HOV lanes from pm 7.3 to pm 9.6	10/26/2020	\$ 1,099,614.01
6205026	CT126	HIGHWAY INFRA 5K TO 200K POP		On state route: 101. In Santa Barbara County, in and near Summerland from 0.2 mi north of Padaro Lane overcrossing to San Ysidro creek bridge. Reconstruct pavement with continuously reinforced concrete pavement (CRCP) and construct new HOV lanes from pm 7.3 to pm 9.6	10/26/2020	\$ 1,549,278.50
6205026	CT126	HIGHWAY INFRA 5K TO 200K POP		On state route: 101. In Santa Barbara County, in and near Summerland from 0.2 mi north of Padaro Lane overcrossing to San Ysidro Creek Bridge. Reconstruct pavement with continuously reinforced concrete pavement (CRCP) and construct new HOV lanes from pm 7.3 to pm 9.6	10/26/2020	\$ 449,796.48
S001655	shopp2	HIGHWAY SFTY IMP PRG FAST EXT		In Santa Barbara county, near Santa maria, from 0.2 mile north of route 135 Junction to Route 166 junction. Widen shoulders, construct rumble stripe, upgrade guardrail and relocate objects outside of clear recovery zone.	6/28/2021	\$ 1,736,000.00
S001655	shopp2	HIGHWAY SFTY IMP PRG FAST EXT		In Santa Barbara County, near Santa Maria, from 0.2 mile north of route 135 junction to route 166 junction. Widen shoulders, construct rumble stripe, upgrade guardrail and relocate objects outside of clear recovery zone.	9/9/2021	\$ 1,942,000.00
Q101233	20800000348	NHS- NATL HIGHWAY SYS S-LU EXT		On state route: 101. SB CO in Goleta fr .2 mi e to .7 mi W of Fairview Ave overcrossing upgrade drainage culverts (TC)	6/4/2021	\$ 329,754.49

5951158	COUNTY19H	HIGH PRIORITY PROJ SEC 1702	Hollister avenue between San Antonio Road and SR 154 reconstruction (TC)	8/2/2021	\$	101,787.34
Q101233	20800000348	NATIONAL HIGHWAY PERF PROGRAM	On State Route: 101. SB CO in Goleta Fr .2 mi e to .7 mi w of Fairview Ave overcrossing upgrade drainage culverts (TC)	4/14/2021	\$	(814,248.62)
P166033	SHOPP2	HIGHWAY SAFETY IMP PROG	On State Route: 166. Santa Barbara County in Santa Maria at Miller Street. Modify traffic signal.	9/16/2021	\$	879,100.00
5951166		REPURPOSED EARMARK FORMULA	Ocean avenue between Douglas Ave and West end of Surf Beach near the City Of Lompoc grind and overlay pavement on Ocean Ave	1/14/2021	\$	160,679.00
Q101347	CT126	NATIONAL HIGHWAY PERF FAST	In Santa Barbara County, in and near Summerland, from 0.2 mile north of Padaro Lane overcrossing to San Ysidro Creek Bridge. Construct HOV lanes.	4/19/2021	\$	1,040,000.00
Q101319	SHOPP2	NATIONAL HIGHWAY PERF FAST	On state route: 101. Santa Barbara County at various locations from 0.6 mile north of Las Positas Road overcrossing to 1.3 miles south of Gaviota tunnel. Paving gore area, construct MVP, and resetting roadside signs (TC)	6/10/2021	\$	(296,558.42)
Q101349	CT20	NATIONAL HIGHWAY PERF FAST EXT	Santa Barbara County, in and near the cities of Montecito and Santa Barbara, from Shelffield Drive to Sycamore Creek. Construct HOV lanes	4/19/2021	\$	2,507,000.00
Q101345	CT123	STBG 5-200K POP FAST	Santa Barbara County, in Carpinteria, from 0.2 mile south of Bailard Avenue to 0.5 mile south of S. Padaro Lane. Construct HOV lanes	12/14/2020	\$	(4,377,809.00)
Q101375	2019 FTIP	STBG 5-200K POP FAST	On State Route: 101. Santa Barbara County in and near Buellton from 0.2 miles south of Santa Rosa Road Overcrossing to 0.3 miles north of north Buellton overcrossing. Pave gore area, upgrade guardrail, and modify drainage.	4/19/2021	\$	380,600.00
Q101362	CT61	SURFACE TRANS BLOCK-FLEX EXT	On State Route: 101. Santa Barbara County near Gaviota at the northbound and southbound Gaviota safety roadside rest areas replace the existing wastewater treatment system	6/28/2021	\$	6,443,464.00
Q101381	CT126	STBG 5-200K POP FAST EXT	On State Route: 101. Santa Barbara County in and near Summerland from 0.2 mile North of Padaro lane overcrossing to San Ysidro Creek bridge. Construct new HOV lanes and reconstruct existing pavement with continuously reinforced concrete pavement (CRCP).	6/25/2021	\$	39,857,600.00
5138053	LOCALHSIP	HIGHWAY SAFETY IMP PROG FAST	In the City Of Santa Maria on N. Broadway (sr-135) between Main Street (sr-166) and mill street. Remove part of existing median and replace with extended left turn lanes, new striping, and PCC median extension.	5/27/2021	\$	97,070.00
5007073	LOCALHSIP- 05-008	HIGHWAY SAFETY IMP PROG FAST	In the city of Santa Barbara at various signalized intersection locations. Improve visibility of traffic signal indications, increase head size from 8" to 12".	5/27/2021	\$	(3,450.11)

**Road Operations and Maintenance Total:**

**\$ 53,081,678**

Project Number	MPO FTIP ID	Program Name	Project Sponsor	Description	Last Action Date	Federal Funds
<b>Bicycle/Pedestrian</b>						
5007088	LOCALHSIP	SURFACE TRANSP BLOCK GRTS-FLEX		Two intersections within the City of Santa Barbara: 1) Bath Street at Victoria Street; and 2) Bath Street & Sola Street. Provide enhanced crosswalk features at two uncontrolled crossings. Enhancements include curb extensions to shorten pedestrian crossing distances and intersection lighting to increase visibility of the crosswalk at night time.	10/16/2020	\$ 100.00
5007077	LOCAL HSIP	HIGHWAY SFTY IMP PRG FAST EXT		Carillo St between Miramonte Dr and Bath St and Miramonte St between Carillo St and Bel Monte Dr in the City of Santa Barbara add segment lighting and install protected left turn phase	1/13/2021	\$ 1,684,800.00
5007090	LOCALHSIP	HIGHWAY SFTY IMP PRG FAST EXT		Intersection of Salinas Street and Old Coast Highway/Punta Gorda St in Santa Barbara. Provide enhanced crosswalk features to improve pedestrian safety: curb extensions, pedestrian refuge island, and improved lighting.	1/14/2021	\$ 43,000.00
5951168	LOCALHSIP	HIGHWAY SFTY IMP PRG FAST EXT		Various locations in the unincorporated area of Santa Barbara County. Installing 17 Rectangular Rapid Flashing Beacons (RRFBs) with signs. Upgrading 209 pedestrian signal heads with new led pedestrian countdown modules.	5/26/2021	\$ 246,000.00
000C493	CT45	HIGHWAY SAFETY IMP PROG FAST		On state route: 1, 246. Santa Barbara and San Luis Obispo counties at various locations. Crosswalk enhancement, signs, median island, flashing beacon.	12/18/2020	\$ (209,237.95)
<b>Bike &amp; Ped Total:</b>						<b>\$ 1,764,662</b>

Project Number	MPO FTIP ID	Program Name	Project Sponsor	Description	Last Action Date	Federal Funds
<b>Transit Capital</b>						
CA-2021-100-00		FTA 5307	SBMTD	CRRSAA Operating & Capital Assistance	6/17/2021	\$ 4,481,888.00
CA-2021-219-00	MTD15	FTA 5339(a)	SBMTD	5 Replacement Buses	8/13/2021	\$ 3,834,462.00
CA-2020-128-01		FTA 5307	SMRT	Operations & Maintenance/ CARES Operating Assistance		\$ 4,587,009.00
CA-2018-008-01		FTA 5307	SMRT	Expansion Bus Purchase		\$ 868,815.00
CA-2016-063-01		FTA 5307	SMRT	ZEB Bus Purchase		\$ 1,686,984.00
<b>Transit Capital Total:</b>						<b>\$ 15,459,158.00</b>

Project Number	MPO FTIP ID	Program Name	Project Sponsor	Description	Last Action Date	Federal Funds
<b>Transit Operations</b>						
CA-2021-053-00	MTD1	FTA 5307	SBMTD	FY 2021 Operating Assistance	4/15/2021	\$ 5,812,679.00
CA-2021-076-00		FTA 5307	SBMTD	ARPA Operating Assistance	5/24/2021	\$ 15,863,011.00
		FTA 5307	COLT	Operating Assistance		\$ 2,093,489.00
<b>Transit Operations Total:</b>						<b>\$ 21,675,690.00</b>

<b>Grants</b>						
0010157		FTA METROPOLITAN TRANSPORT EXT		OWP 20/21- Santa Barbara region Consolidated Planning Grant (CPG) project for Santa Barbara County Association of Governments (SBCAG) Overall Work Program (OWP) for fiscal year 2020/2021	6/17/2021	\$ 209,890.00
0010169		FTA STATE AND NON-METRO PL EXT		FY 20/21 5304 grant - Santa Barbara metropolitan transit Federal Transit Administration, 5304 - Sustainable Communities grant for Santa Barbara metropolitan transit awarded fiscal year 20/21	6/17/2021	\$ 100,038.90
0010186		FTA STATE AND NON-METRO PL EXT		OWP 21/22- Santa Barbara region consolidated planning grant (CPG) project for Santa Barbara County Association of Governments (SBCAG) Overall Work Program (OWP) for fiscal year 2021/2022	8/15/2021	\$ 199,699.25
0010157		METROPOLITAN PLANNING FAST EXT		OWP 20/21- Santa Barbara Region Consolidated Planning Grant (CPG) project for Santa Barbara County Association of Governments (SBCAG) Overall Work Program (OWP) for Fiscal Year 2020/2021	6/17/2021	\$ 868,176.00
<b>Grants Total:</b>						<b>\$ 1,377,804.15</b>



# APPENDIX 10

## FSTIP/FTIP Administrative Modification and Amendment Procedures

December 18, 2019

The following procedures are applicable for processing amendments and administrative modifications to the Federal Statewide Transportation Improvement Program (FSTIP) and the Federal Transportation Improvement Programs (FTIPs).

Projects programmed in the FSTIP may be delivered in any of the recognized program years of the FSTIP provided Expedited Project Selection Procedures (EPSPs) have been adopted by the Metropolitan Planning Organization (MPO) in accordance with 23 Code of Federal Regulations (CFR) Part 450 and the required interagency consultation or coordination is completed and documented. Changing the obligation year of a project using EPSP does not require an administrative modification or an amendment if the change does not require an air quality conformity determination.

### **1. Administrative Modification:**

An administrative modification is a minor change to the FSTIP/FTIP that does not require a conformity determination, demonstration of fiscal constraint, public review and comment, or federal approval. The following changes to the FSTIP/FTIP can be processed through an administrative modification:

- i. Revise description of individually listed projects without changing the project scope or without conflicting with the approved environmental document;
- ii. Revise the description of grouped project listings, as defined in 23 CFR section 450.326 (h), if it is consistent with the Programming Grouped Project Listings in Air Quality Non-Attainment or Maintenance Areas guidance.
- iii. Revise the funding amount listed for a project or a project phase:
  - a. Additional funding to an individually listed project is limited to the lesser of 50 percent of the total project cost or \$20 million.
  - b. No limit on adding funds to a grouped project listing. Funding capacity must be available in the FSTIP/FTIP prior to processing programming changes and it must be stated in the supporting documentation.  
*(Note: Updated FTIP financial plans may be requested by Caltrans to validate fiscal constraint if an MPO has processed only administrative modifications for a period of six months or more.)*
- iv. Program the Preliminary Engineering (PE) phase provided the Right of Way and/or Construction phase(s) are already programmed in the current FSTIP/FTIP and additional funding amounts stay within the limits specified in section iii.

## **FSTIP/FTIP Administrative Modification and Amendment Procedures**

**December 18, 2019**

- v. Change source of funds.
- vi. Change a project lead agency.
- vii. Program federal funds for advance construction conversion provided that programming capacity is available in the FSTIP/FTIP prior to programming the conversion.
- viii. Change the program year of funds within the current FSTIP/FTIP provided the MPO has an adopted EPSP that is developed in accordance with 23 CFR Part 450.
- ix. Split or combine an individually listed project or projects provided the schedule and scope remain unchanged.
- x. Add or delete a project or projects from a grouped project listing.
- xi. Program emergency repair projects on state and local highways caused by natural disasters or catastrophic failures from external causes that are not covered by the Emergency Relief Program and exempt from air quality conformity requirements.
- xii. Re-program a project for which FHWA funds were transferred to the FTA in a prior FSTIP/FTIP cycle but has not received grant approval from the FTA. Those projects can be programmed in the current FSTIP/FTIP through an administrative modification provided the original scope or cost remain unchanged. Use the type "FTA 5307 (FHWA Transfer Funds)" to program in the FSTIP/FTIP.
- xiii. Program an FTA-funded project from the prior FSTIP/FTIP cycle into the current FSTIP/FTIP provided the original scope or cost of the project remain unchanged. Use the project description field (or "CTIPS MPO Comments" section) to list the year, amount, and the prior year fund type.
- xiv. Make minor changes to an FTA-funded grouped project listing. Minor changes include changing the number of transit vehicles purchased by 20 percent or less and changing the fuel type of transit vehicles. The MPO must conduct an interagency consultation to confirm that the project scope change is deemed minor.

# **FSTIP/FTIP Administrative Modification and Amendment Procedures**

**December 18, 2019**

## **2. Amendment:**

Amendments are all other modifications to the FSTIP/FTIP that are not included under the administrative modification and amendment procedures. All amendments shall be developed in accordance with the provisions of 23 CFR section 450.326 for each metropolitan area in the State, and in accordance with the provisions of 23 CFR section 450.218 for non-metropolitan areas.

## **3. Procedure:**

### a. Administrative Modification:

#### MPOs with approval delegation from Caltrans

Caltrans may delegate to an MPO's Board the authority to approve administrative modifications. In such case, Caltrans approval is not required. If an MPO Board further delegates the authority to the Executive Director to approve administrative modifications, copies of the delegation must be provided to Caltrans, the FHWA and FTA. The MPO must submit copies of the approved administrative modification to Caltrans, the FHWA and FTA. Once the MPO approves the administrative modification, changes will be deemed part of the FSTIP. The MPO is required to demonstrate in a subsequent amendment the net financial changes resulting from each administrative modification. Caltrans will conduct periodic review of each MPO's administrative modification process to confirm adherence to guidelines and procedures. Caltrans may revoke an MPO's delegation due to noncompliance with these procedures.

#### MPOs without approval delegation from Caltrans

Each MPO's administrative modification will be forwarded to Caltrans Division of Transportation Programming for approval. If an MPO Board delegates authority to the Executive Director to approve administrative modifications, copies of the delegation must be provided to Caltrans, the FHWA and FTA. The MPO must submit copies of the administrative modification to Caltrans, the FHWA and FTA. The MPO must also demonstrate in a subsequent amendment the net financial changes resulting from each administrative modification. Once Caltrans approves the administrative modification, changes will be deemed part of the FSTIP since federal approval is not required. Caltrans will notify the FHWA and FTA of the approved administrative modification. If Caltrans, the FHWA, or the FTA determines that changes in an administrative modification are not allowable under these procedures, the MPO must withdraw the administrative modification and process an amendment.

## **FSTIP/FTIP Administrative Modification and Amendment Procedures**

**December 18, 2019**

b. Amendment:

Amendments to the FSTIP must be developed in accordance with the provisions of 23 CFR 450, approved by the FHWA and/or the FTA in accordance with 23 CFR Part 450, and the July 15, 2004 MOU between FHWA - California Division and FTA Region 9. Each amendment must be forwarded to Caltrans Division of Transportation Programming for approval on behalf of the Governor. To expedite processing, the MPO must also submit the amendment to the FHWA and FTA at the same time. Once approved by Caltrans, the amendment will be forwarded to the FHWA and FTA for federal approval. The amendment will be deemed part of the FSTIP once it is approved by the FHWA and FTA. The FHWA and FTA will send the federal approval letter and respective conformity to Caltrans and the MPO.

#### **4. Consultation:**

If a question arises regarding the interpretation of these procedures, Caltrans, the MPO, the FHWA and/or FTA may consult to resolve the question. If after consultation the parties still disagree, the final decision rests with the FTA for transit projects and the FHWA for highway projects.

Any exception to these procedures is allowed only through a consultation process with MPOs, Caltrans, the FHWA, and FTA.

# APPENDIX 11

## *Public Comments*

*Received Through 9/7/2022*

**Commenter: Jacqueline Kahrs, Caltrans Office of Federal Programs, 9/2/2022**

Thank you for the opportunity to review SBCAG's Draft 2023 FTIP: <http://www.sbcag.org/2023-ftip.html#documents> .

Below are the public comments provided by the Caltrans Division of Financial Programming. Please address each comment below and include these comments along with the responses to each comment in the final 2023 FTIP submittal.

**General Comments:**

1. SBCAG is commended for a detailed description of how the FTIP is designed to achieve progress of the federal transportation performance measures.

SBCAG Response: No response required.

2. Page 34: System Preservation, Operation, and Maintenance Costs: Include the needs for the transit system. Also address any anticipated shortfall in available revenues and describe plans to deal with the gap.

SBCAG Response: Addressed in final 2023 FTIP submittal.

**Financial Summary:**

1. SHOPP: Update revenue and programming per attached report. Clarify if the funding information shown includes information from the 2020 SHOPP projects that have received CTC time extension or allocation. If yes, then include that information in the "SHOPP Prior" row.

SBCAG Response: Changes to programming were made according to Caltrans District 5 Programming comments below on SHOPP Group listings (Comments #5-8).

**Project Listings:**

1. CT110: STIP-RIP funding programmed in the amount of \$746,000 in the FY 2022/23 is not consistent with the 2022 STIP shown below. Please clarify.

## Appendix 11: Public Comments Received

CTIPS STIP/TCRP/Bond Project Data Entry - ABAGDE - Work - Microsoft Edge
https://ctips-prod.dot.ca.gov/ctips/FundingForm.do

District	CT Project ID	EA	PPNO	MPO ID	CTIPS ID	Doc Year	Document	Ver	Last Updated:	By:
05	0518000131	0N70B	7101B	CT110	10800000345	2022	STIP	5	08/08/2022 09:03 PM	SCHANDRA

Find or Add New
Project Definition
Funding
Legislative
Timely Use of Funds
Purpose and Need
Schedule
Map
Docs

Additional
Benefits

Fund Source List:

	Program Category	Program Code	Fund Type	County	Agency	Notes?
<input type="button" value="Select"/>	RIP	20.XX.075.600-Regional Improvement Program	Huh? NH	Huh? SB	Santa Barbara County Association	Notes?
<input type="button" value="Select"/>	Local Funds	20.10.400.100-Locally Generated Funds	Huh? MEA	Huh? SB	Santa Barbara County	Notes?
<input type="button" value="Select"/>	IIP	20.XX.025.700-Interregional Improvement Program	Huh? NH	Huh? SB	Caltrans	Notes?
<input type="button" value="Select"/>	Future Need	FUTURE-Unfunded Need	Huh? NO-FUND	Huh? SB		Notes?
<input type="button" value="Select"/>	State SB1 LPP	20.20.210.200-On-system (CO), Local Partnership Prog	Huh? LPP-F	Huh? SB	Santa Barbara County Association	Notes?
<input type="button" value="Select"/>	Other State	SHOPP-SHOPP Funds on STIP Projects	Huh? RMRA	Huh? SB	Caltrans	Notes?

Component	2022 STIP Period FY Programmed Dollars x \$1000									Total By		Total For Project		
	2020/21	2021/22	2022/23	2023/24	2024/25	2025/26	2026/27	2027/28	2028/29	Fund	Project	Pending	Voted	Award
Suppt	Env & Pmt									2,700	3,300			
	PS & E									3,149	16,098			
	RW Sup										1,250			
	CON Sup										45,862			
Right of Way											9,330			
Construction											239,311			
Fund Sub - Total										5,849				
Project Total		3,681	285,173								315,151			

<< Prior Version
Next Version >>
1 of 1
Delete Version
Print Project
EXIT

**SBCAG Response:** Clarification in programming is shown in Caltrans District 5 Programming comment #1 below and is corrected in final 2023 FTIP submittal.

2. CT127: Please update the STIP-RIP funding for the FY 2022/23 to \$11,154,000 shown below per 2022 STIP.

## Appendix 11: Public Comments Received

CTIPS STIP/TCRP/Bond Project Data Entry - ABAGDE - Work - Microsoft Edge
https://ctips-prod.dot.ca.gov/ctips/FundingForm.do

District	CT Project ID	EA	PPNO	MPO ID	CTIPS ID	Doc Year	Document	Ver	Last Updated:	By:
05	0521000164	0N743	7101W		1080000402	2022	STIP	3	08/08/2022 09:03 PM	SCHANDRA

Find or Add New
Project Definition
Funding
Legislative
Timely Use of Funds
Purpose and Need
Schedule
Map
Docs

Additional
Benefits

Fund Source List:

	Program Category	Program Code		Fund Type		County	Agency	
<input type="button" value="Select"/>	RIP	20.30.010.817-COVID Relief Funds for Highway Infrastr	Huh?	COVID21	Huh?	SB	Santa Barbara County Association	Notes?
<input type="button" value="Select"/>	Local Funds	20.10.400.100-Locally Generated Funds	Huh?	MEA	Huh?	SB	Santa Barbara County Association	Notes?
<input type="button" value="Select"/>	RIP	20.XX.075.600-Regional Improvement Program	Huh?	NH	Huh?	SB	Santa Barbara County Association	Notes?
<input type="button" value="Select"/>	Other Fed	20.30.010.300-Highway Bridge Program (HBP)	Huh?	AR-RSTP	Huh?	SB		Notes?
<input type="button" value="Select"/>	Other Fed	20.30.010.816-Coronavirus Response and Relief Suppl	Huh?	CRRSAA	Huh?	SB		Notes?

Component	2022 STIP Period FY Programmed Dollars x \$1000									Total By		Total For Project		
	2020/21	2021/22	2022/23	2023/24	2024/25	2025/26	2026/27	2027/28	2028/29	Fund	Project	Pending	Voted	Award
Suppt	Env & Pmt													
	PS & E													
	RW Sup													
	CON Sup			2,436						2,436	2,436			
Right of Way														
Construction			108							108	11,980			
Fund Sub - Total			2,544							2,544				
Project Total		3,262	11,154								14,416			

RTL

SBCAG Response: Change made in final 2023 FTIP submittal. Clarification is also shown in Caltrans District 5 Programming comment #2 below.

3. SHOPP1: Update the funding per attached SHOPP report. Clarify if FY 2022/23 programmed amount information for the 2020 SHOPP projects that have received CTC time extension. Please see comment Financial Summary Comment #1 above.

SBCAG Response: Funding changes addressed in final 2023 FTIP submittal. Clarification is shown in Caltrans District 5 Programming comments below on SHOPP Group listings (Comments #5-8).

## Appendix 11: Public Comments Received

4. SHOPP3: Same comment as #3 above.

SBCAG Response: Funding changes addressed in final 2023 FTIP submittal. Clarification is shown in Caltrans District 5 Programming comments below on SHOPP Group listings (Comments #5-8).

5. EZLIFT08, EZLIFT10: Confirm if the FTA grant has been awarded for this project and funding is not required to be included in the 4-years of the 2023 FTIP.

SBCAG Response: Confirmed with transit operator that **EZLIFT10** FTA grant has been awarded and project completed in June 2021, so it will be removed from the FTIP. **EZLIFT08** is being carried over in 2023 FTIP for future operating assistance needs as this is an ongoing transit project.

6. GUAD4: Clarify if toll credits are used as non-federal match is not programmed in all FYs.

SBCAG Response: Toll credits are not being used as non-federal match, Local TDA funds are being used as the match and is corrected in programming in final 2023 FTIP submittal.

7. MTD18: Provide additional details for the project scope.

SBCAG Response: Additional details are included in final 2023 FTIP submittal. Scope was updated as such, "In Santa Barbara urbanized area. Improvements to and modernization of MTDs transit facilities. Installation of electrical infrastructure and improvements to other infrastructure at Terminal 1 in Santa Barbara, and complete rehabilitation of Terminal 2 in Goleta to support an electric bus fleet."

8. SM55, CT128, GUAD14, GUAD15: Include RTP number for the project.

SBCAG Response: Included in final 2023 FTIP submittal.

9. SM60: Clarify if the buses being acquired are 35 feet long and include passenger capacity.

SBCAG Response: The buses acquired are 35 feet long and will seat 27 (or 21 with two wheelchairs) and have capacity for another 20 standing. Included in final 2023 FTIP submittal.



**Commenter: Caltrans District 5 Programming, 9/7/2022**

**Project Listings:**

1. CT110 - Revise Project Manager to David Emerson, (805) 748-1315, [david.emerson@dot.ca.gov](mailto:david.emerson@dot.ca.gov)  
Move \$642 in RIP PE from FY 22/23 to Prior and add SB-1 Local Partnership Program Formula (LPP-F) fund type with \$3,681 in Prior and \$68 in FY 22/23 (CTIPS attached).

SBCAG Response: Change made in final 2023 FTIP submittal.

2. CT127- Add EA 05-0N743 and PPNO 7101W.  
Move \$2,544 in COVID RIP from Prior to FY 22/23 (CTIPS attached)

SBCAG Response: Change made in final 2023 FTIP submittal.

3. GOLETA23  
Current Project Manager is Teresa Lopes, (805) 961-7563, [tlopes@cityofgoleta.org](mailto:tlopes@cityofgoleta.org)

SBCAG Response: Change made in final 2023 FTIP submittal.

4. SBCAG30  
Suggest updating Implementing Agency to Caltrans and including Project Manager David Emerson, (805) 748-1315, [david.emerson@dot.ca.gov](mailto:david.emerson@dot.ca.gov)

SBCAG Response: Change made in final 2023 FTIP submittal.

5. SHOPP1  
1F501 – Move \$630 CON into FY 22/23; project has approved time extension to allocate CON  
1C410 – Move \$5,620 CON into FY 22/23; project has approved time extension to allocate CON  
1C360 - \$33,939 CON can be moved to Prior  
1H430 - \$25,701 CON can be moved to Prior  
1F791 – Revise postmiles to 55.9/R56.2 (CTIPS attached)

SBCAG Response: Change made in final 2023 FTIP submittal.

6. SHOPP2  
1C843 – Move \$35,000 CON into FY 22/23; project has approved time extension to allocate CON

Appendix 11: Public Comments Received

1C824 – Update postmiles to 9.2/10.1 and location description to “In and near the city of Santa Barbara, from 0.2 mile north of Sheffield Drive Undercrossing to 0.1 mile north of San Ysidro Road.” (CTIPS attached)

SBCAG Response: Change made in final 2023 FTIP submittal.

7. SHOPP6

1H310 – Move \$8,441 CON into FY 22/23; project has approved time extension to allocate CON

SBCAG Response: Change made in final 2023 FTIP submittal.

8. SHOPP3

1H860 - \$70,426 CON can be moved to Prior

1K510 – Update FY 22/23 PE to \$1,900 and FY 23/24 RW to \$464 (CTIPS attached)

1J900 – Revise CON to \$62,108 (CTIPS attached)

1J910 – Revise Prior year PE to \$2,015 (CTIPS attached)

SBCAG Response: Change made in final 2023 FTIP submittal.

# APPENDIX 12

## A RESOLUTION OF THE SANTA BARBARA COUNTY ASSOCIATION OF GOVERNMENTS

APPROVAL OF THE 2023 FEDERAL )  
TRANSPORTATION IMPROVEMENT )  
PROGRAM )  
\_\_\_\_\_ )

RESOLUTION NO. 22-29

WHEREAS, Title 23 Code of Federal Regulations, part 450, and Title 49 Code of Federal Regulations, part 613, require the preparation and updating of a Federal Transportation Improvement Program (FTIP) by the Metropolitan Planning Organization; and

WHEREAS, the Santa Barbara County Association of Governments (SBCAG) has been designated as the Metropolitan Planning Organization for Santa Barbara County; and

WHEREAS, SBCAG, through the conduct of a continuing, comprehensive, and coordinated transportation planning process with applicable federal requirements, has prepared a 2023 FTIP; and

WHEREAS, the 2023 FTIP has been prepared in cooperation with state and local government agencies including Caltrans, local transit operators; and the Air Pollution Control District; and

WHEREAS, the 2023 FTIP must be consistent with the Regional Transportation Plan adopted pursuant to Government Code Section 6508; and

WHEREAS, the 2023 FTIP projects have been developed from the 2010 Congestion Management Plan, 2021 Regional Transportation Plan and 2022 State Transportation Improvement Program; and

WHEREAS, all projects proposed for federal funding or approval under Title 23 Code of Federal Regulations and the Federal Transit Act must be included in a transportation improvement program; and

WHEREAS, because Santa Barbara County is not classified as a nonattainment or maintenance area for the federal eight-hour ozone standard, it is no longer required to follow air quality conformity measures nor the applicable State Implementation Plan (SIP) as required by

the federal Clean Air Act (42 U.S.C. Section 7401 et seq.) and the EPA's transportation conformity regulations (40 CFR Part 93, subpart A). (23 CFR § 450.326(a).); and

WHEREAS, the 2023 FTIP was made available for public review and members of the public were given a reasonable opportunity to review the 2023 FTIP and a public hearing was held on August 18, 2022 to present the recommended 2023 FTIP and take testimony from the public (23 CFR § 450.326(b).); and

WHEREAS, the 2023 FTIP must be financially constrained and funds needed to complete the 2023 FTIP are reasonably expected to be available. (23 CFR §§ 450.326(k), 450.104).

NOW, THEREFORE, BE IT RESOLVED that the SBCAG Board of Directors adopts the 2023 FTIP on September 15, 2022; and

BE IT FURTHER RESOLVED that the SBCAG Board of Directors finds that development of the 2023 FTIP was made in accordance with public involvement procedures originally adopted by SBCAG on November 10, 1994 and updated on March 24, 2002, December 20, 2007, October 20, 2011, August 20, 2015, and September 19, 2019 in accordance with Title 23, Code of Federal Regulations, section 450.316; and

BE IT FURTHER RESOLVED that the SBCAG Board of Directors finds that 2023 FTIP is consistent with metropolitan planning regulations from 23 Code of Federal Regulations Part 450; and

BE IT FURTHER RESOLVED that the SBCAG Board of Directors finds that the approved 2023 FTIP is consistent with the 2021 RTP; and

BE IT FURTHER RESOLVED that the 2023 FTIP as approved is financially constrained and funds needed to complete project in the 2023 FTIP are reasonably expected to be available; and

BE IT FURTHER RESOLVED that because Santa Barbara County is not classified as a nonattainment or maintenance area for the federal eight-hour ozone standard, the 2023 FTIP is not required to follow air quality conformity measures nor the applicable State Implementation

Plan (SIP) as required by the federal Clean Air Act (42 U.S.C. Section 7401 *et seq.*) and the EPA's transportation conformity regulations (40 CFR Part 93, subpart A). (23 CFR § 450.326(a).); and

BE IT FURTHER RESOLVED that the inclusion of any federally-funded projects in the 2023 FTIP, including all amendments, constitutes the federal project selection procedures for Santa Barbara County, and any projects programmed in the FTIP may proceed to implementation without further project selection action by SBCAG.

PASSED AND ADOPTED this 15<sup>th</sup> day of September 2022 by the following vote:


AYES: HART, HARTMANN, LAVAGNINO, UHRIG, JULIAN, SIERRA, OSBORNE, PATINO, PEROTTE, ROWSE AND WILLIAMS


NOES:

ABSENT: NELSON, CLARK

ABSTAIN:


ATTEST:

  
\_\_\_\_\_  
Marjie Kirn  
Executive Director

  
\_\_\_\_\_  
Das Williams, Chair  
Santa Barbara County  
Association of Governments

Date: 9.15.22

APPROVED AS TO FORM:  
Rachel Van Mullem  
County Counsel

  
\_\_\_\_\_  
Senior Deputy County Counsel