



# Measure D Renewal 2008

**DRAFT North Santa Barbara  
County Expenditure Plan**



# City of Santa Maria Streets & Facilities Division Measure D Expenditures




**FISCAL YEAR 2006-07 TOTAL:**

**\$5,205,810**

# City of Santa Maria

## Streets & Facilities Division

### Measure D Expenditures




<b>Operating Costs</b>	<b>Amount FY 2006-07</b>
Annual Street Maintenance (Chip Seal)	\$ 960,010
Annual Street Maintenance (Overlay)	\$ 430,290
<b>Subtotal:</b>	<b>\$1,390,300</b>

# City of Santa Maria


## Streets & Facilities Division

### Measure D Expenditures



<b>Operating Costs</b>	<b>Amount FY 2006-07</b>
Streetlights/Traffic Signals	\$ 561,828
Asphalt/Concrete Maintenance	\$1,898,324
Striping, Signage and Misc.	\$ 803,096
Electrical Utility	\$ 552,263
<b>Subtotal:</b>	<b>\$3,815,511</b>

# LOCAL PROGRAM




## Option #1 - Assume original local share formula

Population of North County	Percent Share	Total Share	
Buellton	4,663	2.12%	\$ 304,048
Guadalupe	6,393	2.91%	\$ 398,301
Lompoc	42,015	19.12%	\$ 2,339,044
Santa Maria	90,333	41.10%	\$ 4,971,486
Solvang	5,495	2.50%	\$ 349,376
County	70,900	32.26%	\$ 3,887,745
<b>Total: 219,799</b>	<b>100%</b>	<b>\$12,250,000</b>	

# City of Santa Maria

## Streets & Facilities Division


### Measure D Expenditures



**FISCAL YEAR 2006-07 TOTAL:**

**\$5,205,810**

# Revenues




---

---

Total Revenues – 30 year term	\$1,050,000,000
North County Allocation	\$ 525,000,000
<b>Assume 30% for regional projects</b>	<b>\$ 157,500,000</b>

---

---



# Questions and Discussion